




Treasurer's Monthly Management Report

From the Office of the Treasurer,
Chriss W. Street



Month Ended August 31, 2009

CHRISS W. STREET
ORANGE COUNTY TREASURER-TAX COLLECTOR

TREASURER'S MANAGEMENT REPORT
For the month ended August 31, 2009
Table of Contents

I.	Letter to Board of Supervisors.	1
II.	Investment Pool Statistics at market value and book cost, average maturities, current and average yields, current net asset values, and investment and cash to fund accounting reconciliation	6
III.	Benchmark Comparisons	8
IV.	Composition Charts and Graphs.	11
V.	Cash Availability Projection per California Government Code Section 53646(b)(3)	21
VI.	Statement of Accountability	22
VII.	Portfolio Investment Inventory with Market Values	23
VIII.	Detailed Transaction Report.	43
IX.	Non-Compliance Report	70
X.	Approved Issuer List	72
XI.	Changes in Eligible Credits	76
XII.	Credit Quality by Market Value	77
XIII.	Distribution List.	78
XIV.	Report on the Review of the Statement of Assets held by the County Treasury as of June 30, 2009	79
XV.	Report on Compliance Monitoring of the Treasurer's Investment Portfolio for April 2009.	86
XVI.	Report on Compliance Monitoring of the Treasurer's Investment Portfolio for May 2009.	92



OFFICE OF THE TREASURER-TAX COLLECTOR

HALL OF FINANCE & RECORDS
11 CIVIC CENTER PLAZA, SUITE G76
POST OFFICE BOX 4515
SANTA ANA, CA 92701
www.ttc.ocgov.com

CHRISS W. STREET
TREASURER-TAX COLLECTOR


PAUL C. GORMAN, C.P.A., CTP
CHIEF ASSISTANT TREASURER-TAX COLLECTOR

JENNIFER BURKHART, CFA
ASSISTANT TREASURER-TAX COLLECTOR

ROBIN RUSSELL
ASSISTANT TREASURER-TAX COLLECTOR
ADMINISTRATION

September 15, 2009

TO: Board of Supervisors
Thomas G. Mauk, County Executive Officer
Treasury Oversight Committee
Treasurer's Advisory Committee
Participants

FROM: Chriss W. Street 
Treasurer-Tax Collector

SUBJECT: Treasurer's Management Report for August 31, 2009

Attached please find the Treasurer's Management Report for the County of Orange for the month ended August 31, 2009. The information provided herein, including all charts, tables, graphs and numerical representations, is provided to readers solely as a general overview of the economic and market conditions which the Treasurer utilizes in making investment decisions. In addition, a complete version of this report is also available for download at our website www.ttc.ocgov.com.

TREASURER'S REPORT

In order to assist you in reading this report, please note that the current balances reflect the investments recorded in the portfolios for each particular fund for the period ending August 31st. Each money market fund has an average maturity of less than sixty days, with a net asset value (NAV) falling within the range of \$0.9950 and \$1.0050. The Extended Fund shall have a duration not to exceed a leading 1-3 Year index +25%. All investments are marked to the market at the end of the reporting period due to the narrow valuation range prescribed by the Pools' Investment Policy Statement.

The reports reflect the par value (face value), the cost and market value (the price of each security at the close of the market on the last trading day of the month). Market values are derived from the Bloomberg Professional Service, a premier provider of instant access to real-time and historical financial data. The difference between the market value and book value is the unrealized gain or (loss). The Detail Transaction Report Section is provided in compliance with California Government Code Section 53607, which requires that the Treasurer file such a report with the Board of Supervisors, from whom his investment authority has been delegated.

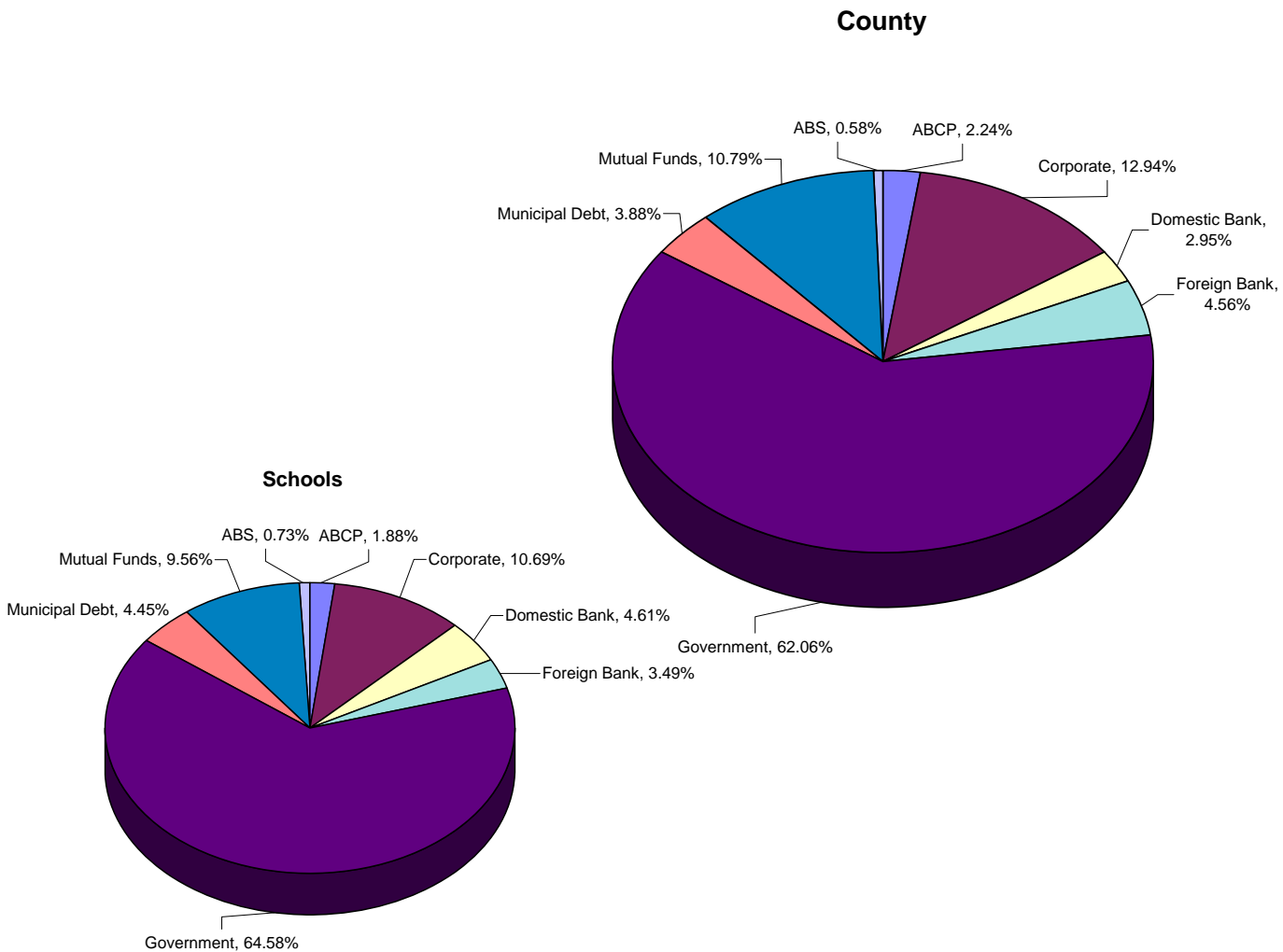
APPORTIONMENT OF COMMINGLED POOL INTEREST EARNINGS

We have prepared a forecast for the timing of the County Investment Pool's June 2009, July 2009 and August 2009 interest apportionments. The June 2009 interest apportionment was posted to participants' cash accounts in the County general ledger on September 8 and September 11, 2009. We anticipate posting the July 2009 and August 2009 interest apportionments to participants' cash accounts in the County general ledger by approximately September 18 and October 26, 2009 respectively.

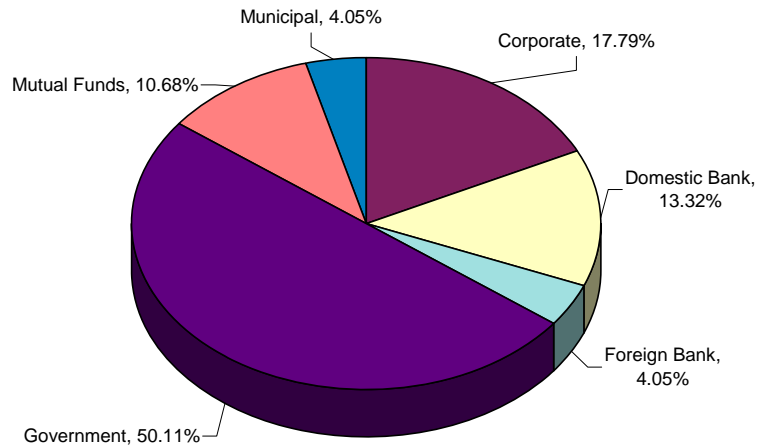
PORTFOLIO COMPOSITION

The following graphs represent the County, School and John Wayne Airport investment pools' composition by issuer type. The County and School pools include their portion of the Extended Fund (Exhibit 1).

Exhibit 1:



John Wayne Airport



MARKET OBSERVATIONS

President Clinton's campaign manager, James Carville, once proclaimed that if he could be reincarnated he would want to come back as the bond market because "You can intimidate everyone." Mr. Carville was speaking from experience. Interest rates had risen on fears of heavy US borrowing during President Clinton's second year in office, and Clinton was forced to abandon or curtail most of his costly initiatives.

With just eight months under his belt, President Obama is facing similar pressure from the bond market. Heightened concern that additional borrowing by the US government will threaten the AAA status of US debt has forced the Obama administration to pause and regroup. Like his Democrat predecessor, the Obama Administration is learning that economics trumps everything.

Many financial experts, including Fed Chairman Ben Bernanke, believe the US economy has stopped contracting; very few experts are predicting a speedy recovery. With billions of cheap federal dollars still finding a way into the capital markets, inflation has become a real concern. If the current administration decides to vigorously pursue some of their more bold and expensive programs, inflation cannot be far around the corner. In spite of these mounting concerns, there has been no indication that the Fed will be raising interest rates in the near term. An inflationary environment may push yields higher, but it comes at a significant cost. Pool participants will see a higher return, but the goods our stakeholders purchase will also be more expensive.

Two months ago, the Orange County Treasurer's office announced that we had moved to a neutral stance on interest rates. We have continued this "wait and see" strategy throughout the last month. We are happy to report that thus far, there has been no surge in inflation. Our portfolio is still predominately invested in ultra safe and liquid US Treasuries and Government Agency securities. These securities have garnered an appropriate return while giving us the ability to quickly change course if there are changes in the bond market.

The Treasurer's Office appreciates your continued confidence as well as the opportunity to provide you exemplary portfolio and cash management services in the future. Please call Orange County Treasurer, Chriss W. Street, at 714-834-7625 with any questions.

ORANGE COUNTY TREASURER-TAX COLLECTOR

EXECUTIVE SUMMARY

September 1, 2008 - August 31, 2009

PERIOD ENDING - MONTH / YEAR	MARKET VALUE	EARNINGS FOR MONTH	YIELD FOR MONTH	MONTH END WAM
<i>Current Month - August 2009</i>				
County Pool - Money Market Fund	\$ 2,106,086,758	\$ 915,879	0.50%	57
Educational Pool - Money Market Fund	\$ 1,419,464,342	\$ 769,121	0.58%	60
Extended Fund	\$ 2,443,068,280	\$ 8,317,118	4.02%	476
OC Extended Fund B	\$ 38,891,543	\$ -	N/A	278
<i>July 2009</i>				
County Pool - Money Market Fund	\$ 2,426,411,208	\$ 951,216	0.51%	53
Educational Pool - Money Market Fund	\$ 1,664,060,971	\$ 763,406	0.62%	59
Extended Fund	\$ 2,202,254,242	\$ 8,680,964	3.98%	578
OC Extended Fund B	\$ 39,228,860	\$ -	N/A	309
<i>June 2009</i>				
County Pool - Money Market Fund	\$ 1,715,299,012	\$ 953,720	0.64%	48
Educational Pool - Money Market Fund	\$ 1,403,295,309	\$ 870,875	0.65%	52
Extended Fund	\$ 2,717,967,912	\$ 5,043,252	2.32%	491
OC Extended Fund B	\$ 39,948,442	\$ -	N/A	340
<i>May 2009</i>				
County Pool - Money Market Fund	\$ 1,930,854,836	\$ 1,331,283	0.84%	49
Educational Pool - Money Market Fund	\$ 1,557,527,352	\$ 969,271	0.68%	52
Extended Fund	\$ 2,570,383,695	\$ 5,244,514	2.27%	423
OC Extended Fund B	\$ 49,011,934	\$ -	N/A	369
<i>April 2009</i>				
County Pool - Money Market Fund	\$ 2,179,797,628	\$ 1,444,232	0.64%	51
Educational Pool - Money Market Fund	\$ 1,787,863,217	\$ 854,923	0.74%	50
Extended Fund	\$ 2,667,974,783	\$ 4,796,125	2.17%	417
OC Extended Fund B	\$ 52,200,929	\$ -	N/A	61
<i>March 2009</i>				
County Pool - Money Market Fund	\$ 2,029,134,964	\$ 1,400,404	0.81%	48
Educational Pool - Money Market Fund	\$ 1,338,411,552	\$ 1,109,701	0.88%	48
Extended Fund	\$ 2,645,713,854	\$ 5,538,166	2.57%	428
OC Extended Fund B	\$ 52,200,929	\$ -	N/A	91
<i>February 2009</i>				
County Pool - Money Market Fund	\$ 2,169,443,772	\$ 1,630,117	1.00%	53
Educational Pool - Money Market Fund	\$ 1,576,700,518	\$ 1,540,126	1.17%	59
Extended Fund	\$ 2,350,452,260	\$ 5,828,257	3.12%	387
OC Extended Fund B	\$ 52,200,929	\$ -	N/A	122
<i>January 2009</i>				
County Pool - Money Market Fund	\$ 2,014,879,118	\$ 1,827,150	0.99%	50
Educational Pool - Money Market Fund	\$ 1,856,648,856	\$ 1,820,578	1.13%	53
Extended Fund	\$ 2,533,665,548	\$ 7,079,923	3.32%	281
OC Extended Fund B	\$ 52,200,929	\$ -	N/A	150
<i>December 2008</i>				
County Pool - Money Market Fund	\$ 2,308,197,426	\$ 3,627,727	1.77%	58
Educational Pool - Money Market Fund	\$ 2,152,827,732	\$ 2,244,826	1.46%	55
Extended Fund	\$ 2,503,173,696	\$ 7,054,362	3.32%	325
OC Extended Fund B	\$ 52,200,929	\$ -	N/A	25
<i>November 2008</i>				
County Pool - Money Market Fund	\$ 1,923,820,987	\$ 3,212,472	2.18%	30
Educational Pool - Money Market Fund	\$ 1,591,357,027	\$ 2,695,568	2.01%	48
Extended Fund	\$ 2,337,562,301	\$ 6,880,107	3.45%	349
OC Extended Fund B	\$ 53,690,396	\$ -	N/A	56
<i>October 2008</i>				
County Pool - Money Market Fund	\$ 1,693,321,937	\$ 3,606,898	2.55%	36
Educational Pool - Money Market Fund	\$ 1,716,217,568	\$ 3,457,222	2.36%	43
Extended Fund	\$ 2,491,877,137	\$ 6,881,334	3.30%	345
OC Extended Fund B	\$ 53,690,395	\$ -	N/A	86
<i>September 2008</i>				
County Pool - Money Market Fund	\$ 1,633,383,931	\$ 3,733,815	2.64%	51
Educational Pool - Money Market Fund	\$ 1,707,114,565	\$ 3,660,952	2.52%	52
Extended Fund	\$ 2,333,839,343	\$ 3,483,307	1.84%	393
OC Extended Fund B	\$ 69,117,440	\$ -	N/A	117
September 1, 2008 - August 31, 2009	Annual Average	Total for Year	Annual Average	Annual Average
County Pool - Money Market Fund	\$ 2,010,885,965	\$ 24,634,913	1.26%	49
Educational Pool - Money Market Fund	\$ 1,647,624,084	\$ 20,756,569	1.23%	53
Extended Fund	\$ 2,533,543,059	\$ 74,827,428	2.97%	408

ORANGE COUNTY TREASURER-TAX COLLECTOR
INVESTMENT POOL STATISTICS
FOR THE MONTH ENDED: AUGUST 31, 2009

INVESTMENT STATISTICS - By Investment Fund*

DESCRIPTION	CURRENT BALANCES	Average Days to Maturity	Current Yield	MONTH Average Yield	Current NAV
<u>O.C. Money Market Fund</u>	MARKET Value \$ 2,106,086,758 COST (Capital) \$ 2,108,509,036 MONTHLY AVG Balance \$ 2,154,451,181 BOOK Value \$ 2,106,125,488	57	0.38%	0.50%	1.000
<u>O.C. Educational Money Market Fund</u>	MARKET Value \$ 1,419,464,342 COST (Capital) \$ 1,417,988,496 MONTHLY AVG Balance \$ 1,560,266,480 BOOK Value \$ 1,419,410,120	60	0.55%	0.58%	1.000
<u>Extended Fund</u>	MARKET Value \$ 2,443,068,280 COST (Capital) \$ 2,427,429,002 MONTHLY AVG Balance \$ 2,436,901,710 BOOK Value \$ 2,425,284,083	476	1.54%	4.02%	1.007
<u>OC Extended Fund B</u>	MARKET Value \$ 38,891,543 COST (Capital) \$ 51,558,961	278	NA	NA	NA

Allocation of Extended Funds

<u>Extended Fund (X Fund)</u> <i>County's Share of X Fund</i>	MARKET Value \$ 1,108,075,320 COST (Capital) \$ 1,100,981,987 MONTHLY AVG Balance \$ 1,086,901,710 BOOK Value \$ 1,100,009,140	476	1.54%	4.06%	1.007
<i>Educational Share of X Fund</i>	MARKET Value \$ 1,334,992,960 COST (Capital) \$ 1,326,447,016 MONTHLY AVG Balance \$ 1,350,000,000 BOOK Value \$ 1,325,274,944	476	1.54%	3.99%	1.007
<u>OC Extended Fund B</u> <i>County's Share</i>	MARKET Value \$ 21,125,244 COST (Capital) \$ 28,005,976	278	NA	NA	NA
<i>Educational Share</i>	MARKET Value \$ 17,766,299 COST (Capital) \$ 23,552,984	278	NA	NA	NA

ORANGE COUNTY TREASURER-TAX COLLECTOR
INVESTMENT POOL STATISTICS
FOR THE MONTH ENDED: AUGUST 31, 2009

INVESTMENT STATISTICS - By Investment Pool***

DESCRIPTION	CURRENT BALANCES	Average Days to Maturity	Current Yield	MONTH Average Yield	Current NAV
COMBINED POOL					
<i>County Pool</i>	MARKET Value \$ 3,235,287,322	201	0.77%	1.69%	1.000
	COST (Capital) \$ 3,237,496,999				
	MONTHLY AVG Balance \$ 3,241,352,891				
	BOOK Value \$ 3,234,140,604				
<i>Educational Pool</i>	MARKET Value \$ 2,772,223,601	261	1.01%	2.16%	1.001
	COST (Capital) \$ 2,767,988,496				
	MONTHLY AVG Balance \$ 2,910,266,480				
	BOOK Value \$ 2,768,238,048				

INVESTMENT STATISTICS - Non Pooled Investments **

DESCRIPTION	CURRENT BALANCE	BOOK BALANCE BY INVESTMENT TYPE	
Specific Investment Funds: 112, 161, 225, 283, 480, 482 483, 494, 497, 505, 510, 514,546 15B	MARKET Value \$ 102,374,665 COST (Capital) \$ 102,114,772 MONTHLY AVG Balance \$ 102,089,316	Interest Bearing Accounts	\$ 32,594
		Money Market Funds	21,717,522
		Repurchase Agreements	1,081,500
		John Wayne Airport Investment Pool	44,106,972
		Children & Families Commission	35,043,373
		GNMA Mortgage-Backed Security	132,812
			\$ 102,114,772

MONTH END TOTALS

INVESTMENTS & CASH		FUND ACCOUNTING & SPECIFIC INVESTMENTS	
County Money Market Fund	\$ 2,108,509,036	County Funds	\$ 3,255,523,676
County Cash	18,026,677	School Funds	2,777,197,588
Educational Money Market Fund	1,417,988,496	Specific Investments	102,114,772
Extended Fund	2,427,429,002		
OC Extended Fund B	51,558,961		
School Cash	9,209,092		
Non Pooled Investments @ Cost	102,114,772		
	\$ 6,134,836,036		\$ 6,134,836,036

* Book Value is computed as Cost reduced by amortization of premium and increased by the accretion of discount of the Investment Portfolio. Net Asset Value (NAV) is equal to Market Value divided by Book Value.

** Specific non pooled investments are reported in compliance with Government Code Section 53646 (b)(1). Detailed descriptions are included in the inventory listing in Section VII.

***The Combined Pool Balances include the County and Educational Money Market Fund, and portions of the Extended Fund and Extended Fund B

JOHN WAYNE AIRPORT PORTFOLIO								
INVESTMENT PORTFOLIO RESULTS with Benchmark Comparisons (1)								
	MARKET VALUE (000)	AVERAGE DAYS TO MATURITY			MONTHLY AVERAGE % YIELD (2)			
		JW AIRPORT	MMF AVG	S&P LGIP	JW AIRPORT	90 DAY T-BILL	MMF AVG	S&P LGIP
August 2009	49,356.3	56	54	45	0.52	0.17	0.28	0.33
July 2009	49,205.6	54	59	45	0.60	0.18	0.36	0.38
June 2009	49,210.6	55	50	44	0.74	0.17	0.49	0.44
May 2009	49,342.9	51	56	44	0.82	0.17	0.58	0.52
April 2009	49,278.3	55	52	44	0.77	0.15	0.63	0.60
March 2009	58,249.5	53	48	46	0.99	0.20	0.72	0.73
February 2009	58,161.3	53	53	45	1.23	0.29	1.02	0.84
January 2009	58,189.3	42	52	43	1.11	0.12	1.36	1.18
December 2008	58,183.0	52	49	45	1.49	0.02	1.80	1.54
November 2008	58,109.9	46	41	42	1.91	0.18	2.33	1.92
October 2008	57,990.7	42	43	36	2.27	0.62	2.58	2.17
September 2008	57,831.7	49	44	36	2.49	1.10	2.50	2.32
August 2008	57,733.6	30	46	40	2.42	1.74	2.43	2.28
July 2008	57,817.8	42	48	39	2.40	1.65	2.49	2.26
June 2008	57,489.0	31	48	39	2.49	1.88	2.49	2.29
May 2008	57,349.8	29	44	41	2.58	1.78	2.62	2.42
April 2008	57,234.7	35	49	39	2.68	1.31	2.89	2.73
March 2008	57,137.5	26	42	37	2.92	1.22	3.39	3.24
February 2008	56,938.3	33	42	34	3.67	2.16	3.82	3.84
January 2008	56,697.5	36	48	36	4.47	2.83	4.52	4.45
December 2007	56,441.0	26	48	37	4.71	3.06	4.75	4.59
November 2007	56,262.6	27	41	36	4.95	3.34	4.86	5.06
October 2007	56,098.4	37	45	35	5.21	4.00	5.07	4.95
September 2007	55,836.8	32	45	37	5.27	3.81	5.22	5.07
August 2007	55,595.6	36	40	33	5.40	4.31	5.17	5.09
July 2007	55,360.6	43	35	31	5.32	4.95	5.17	5.10
June 2007	55,118.3	41	38	30	5.35	4.74	5.17	5.10
May 2007	54,760.8	43	39	29	5.33	4.85	5.16	5.09
April 2007	54,451.0	40	38	29	5.36	4.99	5.17	5.14
March 2007	54,213.5	38	39	31	5.23	5.06	5.16	5.14
February 2007	54,064.7	49	37	34	5.39	5.15	5.16	5.12
January 2007	53,826.1	54	46	35	5.32	5.09	5.15	5.12
December 2006	53,406.0	41	51	36	5.27	4.97	5.16	5.12
November 2006	53,178.4	62	51	35	5.31	5.07	5.15	5.10
October 2006	52,904.0	68	43	37	5.38	5.04	5.15	5.10
September 2006	52,646.3	66	38	38	5.46	4.93	5.15	5.09
August 2006	52,468.9	71	38	37	5.39	5.09	5.15	5.05
July 2006	52,303.6	66	32	32	5.28	5.07	5.09	4.97
June 2006	52,137.8	64	37	32	5.17	4.91	4.90	4.79
May 2006	52,446.9	37	38	31	4.94	4.83	4.53	4.63
April 2006	51,782.1	39	37	29	4.76	4.72	4.62	4.49
March 2006	51,556.1	43	38	29	4.63	4.62	4.44	4.32
February 2006	51,364.6	45	37	33	4.43	4.54	4.34	4.20
January 2006	51,183.0	27	38	28	4.25	4.32	4.18	4.05
December 2005	50,996.9	32	36	30	4.10	3.97	4.04	3.92
November 2005	50,829.5	45	35	28	3.99	3.96	3.84	3.70
October 2005	50,708.0	58	32	27	3.84	3.76	3.65	3.47
September 2005	50,557.0	51	36	28	3.64	3.48	3.46	3.29
August 2005	50,435.0	49	37	30	3.51	3.50	3.28	3.11
July 2005	50,237.7	55	37	29	3.32	3.27	3.10	2.91
June 2005	50,098.0	34	39	27	3.10	3.02	2.93	2.76
May 2005	49,980.1	39	34	33	3.00	2.88	2.81	2.64
April 2005	48,856.3	44	33	36	2.87	2.82	2.63	2.43
March 2005	48,747.5	49	39	37	2.67	2.79	2.41	2.28
February 2005	49,635.8	53	33	38	2.52	2.58	2.26	2.12
January 2005	44,561.4	50	35	41	2.32	2.36	2.08	1.96
December 2004	44,489.7	32	45	42	2.13	2.22	1.91	1.77
November 2004	44,427.0	39	45	44	1.93	2.10	1.70	1.58
October 2004	44,344.5	40	52	45	1.78	1.78	1.57	1.44
September 2004	44,283.5	46	57	44	1.57	1.67	1.43	1.29
August 2004	44,223.1	38	57	45	1.39	1.49	1.28	1.14
July 2004	44,179.9	37	53	46	1.23	1.34	1.14	1.00
June 2004	44,132.8	46	54	45	1.11	1.26	0.95	0.86
May 2004	44,107.2	64	54	49	1.09	1.03	0.92	0.84
April 2004	44,075.8	75	68	50	1.08	0.84	0.86	0.84
March 2004	44,044.3	45	69	48	1.05	0.95	0.93	0.85
February 2004	44,004.8	51	65	49	1.06	0.93	0.95	0.85
January 2004	38,900.5	57	69	47	1.08	0.89	0.95	0.85
December 2003	38,881.0	48	56	48	1.08	0.90	0.95	0.85
November 2003	38,854.0	56	60	48	1.07	0.94	0.94	0.85
October 2003	38,837.3	61	62	47	1.08	0.93	0.93	0.83
September 2003	38,819.4	72	68	47	1.08	0.95	0.93	0.83
August 2003	38,789.7	60	65	47	1.10	0.96	0.94	0.83
July 2003	38,695.5	71	69	45	1.14	0.90	0.96	0.90
Jun 2003	38,677.3	67	63	39	1.12	0.93	1.09	1.01
May 2003	38,699.1	49	58	38	1.25	1.08	1.15	1.04
April 2003	38,656.0	50	61	36	1.23	1.14	1.16	1.07
March 2003	38,578.0	59	55	36	1.24	1.14	1.18	1.10
February 2003	38,580.0	53	64	37	1.29	1.18	1.22	1.13
January 2003	38,556.4	30	61	41	1.34	1.18	1.27	1.19
December 2002	38,514.6	27	56	45	1.42	1.20	1.47	1.27
November 2002	38,476.7	28	60	44	1.65	1.25	1.50	1.49
October 2002	38,431.9	28	62	43	1.78	1.60	1.70	1.58
September 2002	38,380.4	43	61	42	1.77	1.65	1.72	1.60
August 2002	38,331.6	37	63	45	1.80	1.64	1.74	1.63
July 2002	38,279.8	36	62	44	1.85	1.71	1.77	1.65
June 2002	38,226.0	48	62	44	1.86	1.72	1.81	1.66
May 2002	38,168.1	59	62	46	1.86	1.76	1.82	1.69
April 2002	38,108.7	31	62	45	1.85	1.74	1.89	1.70
March 2002	38,000.2	29	59	47	1.84	1.81	1.90	1.75
February 2002	37,958.1	34	64	46	1.85	1.75	1.93	1.85
January 2002	37,915.3	39	63	47	1.91	1.68	2.01	1.98
December 2001	37,894.9	22	60	46	2.49	1.72	2.14	2.13
November 2001	37,817.5	38	61	46	2.59	1.90	2.45	2.47
October 2001	37,746.8	39	60	45	2.88	2.20	3.16	3.16
September 2001	37,626.7	24	60	508	3.54	2.81	3.39	3.39
August 2001	37,517.2	29	58	527	3.82	3.44	3.71	3.71
July 2001	37,356.9	35	64	494	4.13	3.58	3.87	3.87
June 2001	37,108.6	22	65	501	4.40	3.55	4.11	4.11
May 2001*	36,919.5	25	65	485	4.73	3.69	4.47	4.47
April 2001*	40,829.9	27	64	496	5.15	3.96	4.99	4.99
March 2001	46,683.5	53	70	530	5.53	4.53	5.32	5.32
February 2001	46,322.5	50	45	29	6.06	5.01	5.73	5.63

* Airport withdrew \$2 million each on 4/25/01, 4/27/01, 4/30/01, 5/1/01 and 5/14/01

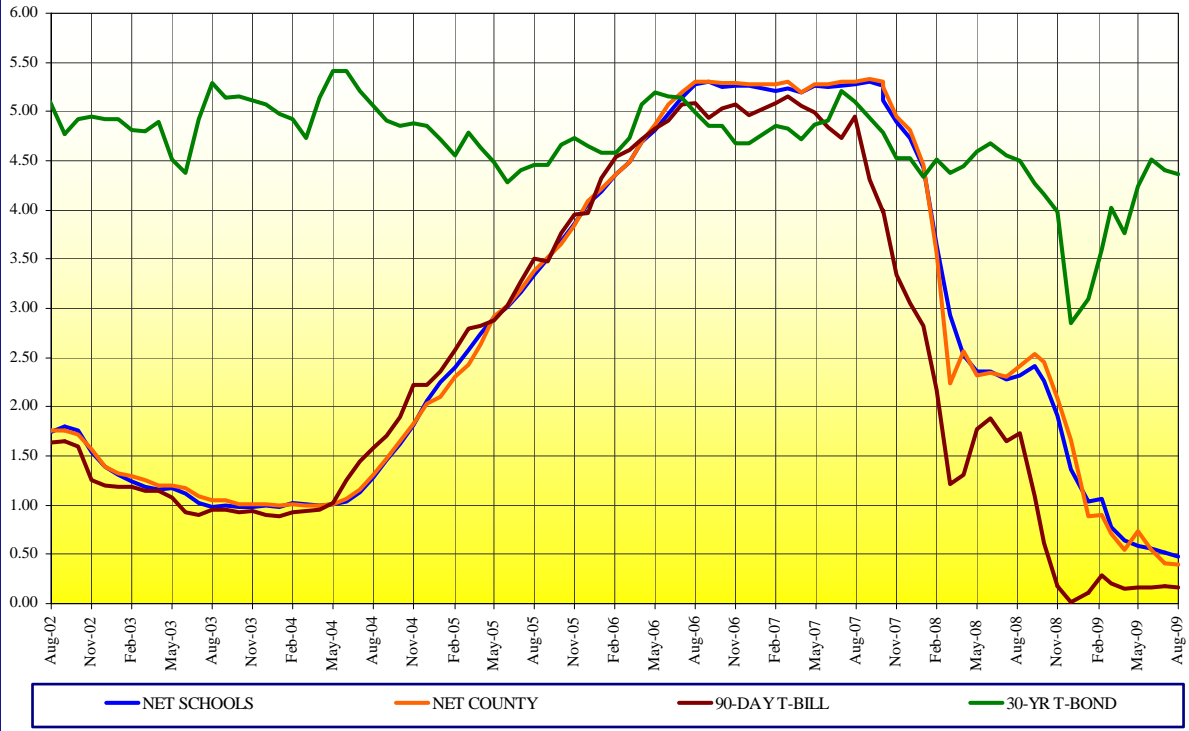
(1) MMF AVERAGE - BENCHMARK COMPARISON FUNDS:

- Dreyfus Government Cash Management
- Temporary Investment Fund
- Fidelity Institutional Cash Management
- Merrill Lynch Institutional Money Market

(2) MONTHLY AVERAGE YIELD is the average earned income for an investment in the Portfolio for a given month, stated as an annual rate.

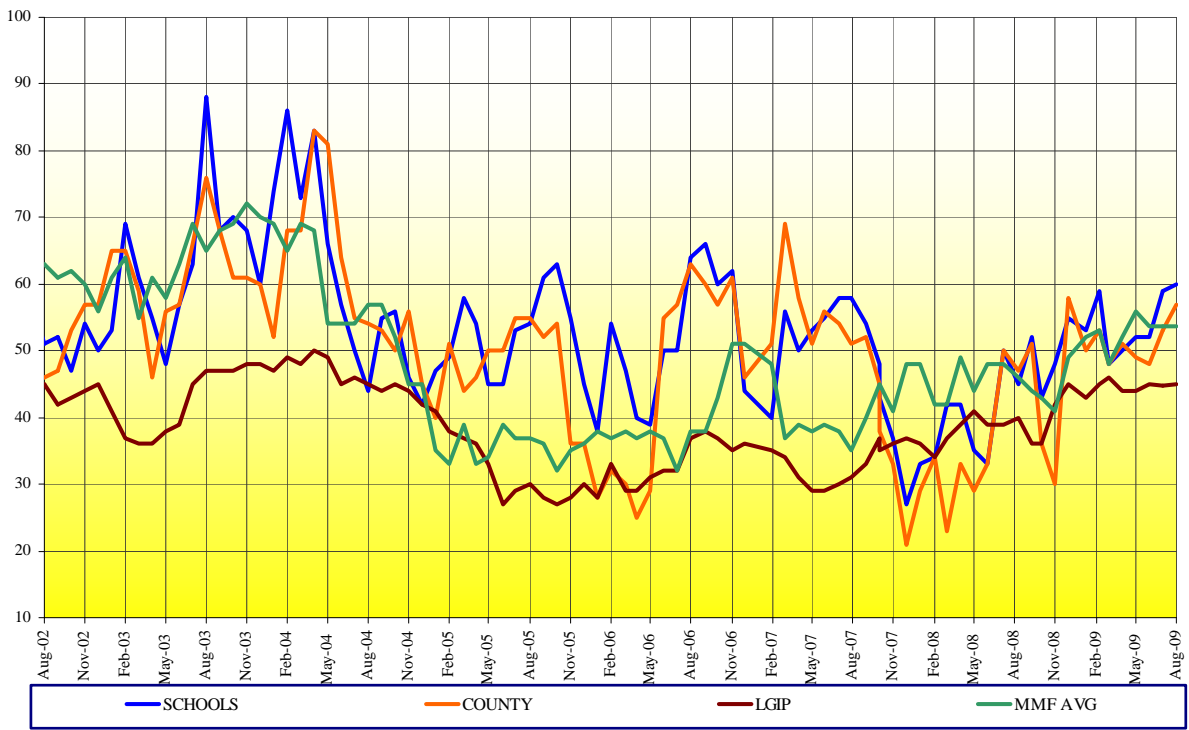
ORANGE COUNTY MONEY MARKET POOLS vs BENCHMARKS (YIELD)

For The Period August 2002 to August 2009



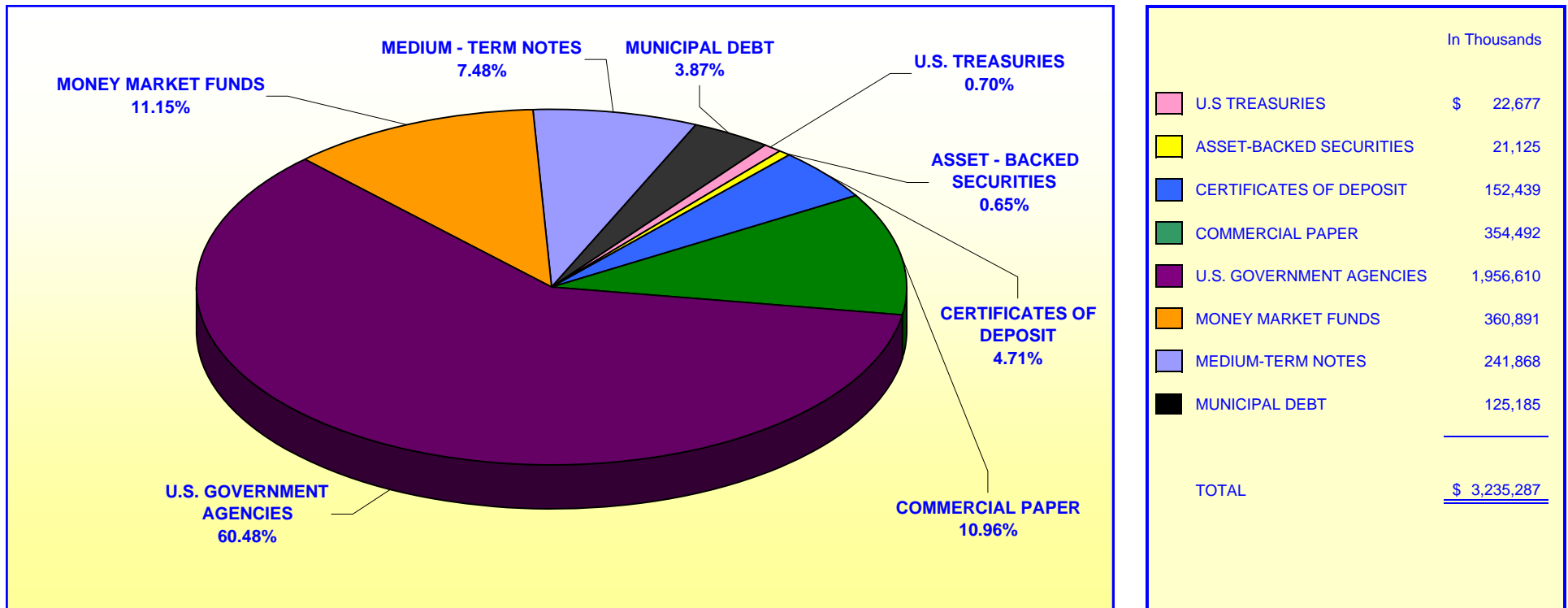
ORANGE COUNTY MONEY MARKET POOLS vs BENCHMARKS (WAM)

For The Period August 2002 to August 2009



**ORANGE COUNTY TREASURER - TAX COLLECTOR
ORANGE COUNTY INVESTMENT POOL
PORTFOLIO COMPOSITION - COMBINED ****

August 31, 2009



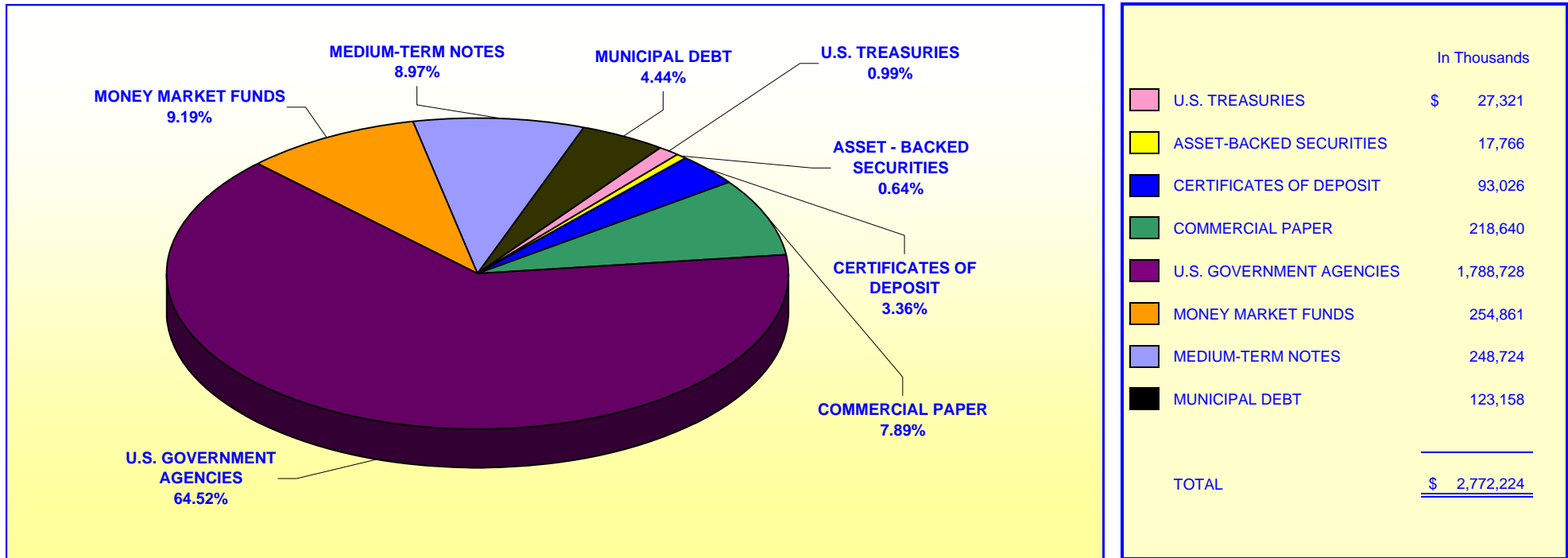
Investment Composition Is In Compliance With The Orange County Treasurer's Investment Policy Statement

**County Investment Pool Includes: Money Market Fund, Extended Fund, & Extended Fund B*

*** Calculated Using Market Value at 8/31/2009*

**ORANGE COUNTY TREASURER - TAX COLLECTOR
ORANGE COUNTY EDUCATIONAL INVESTMENT POOL
PORTFOLIO COMPOSITION - COMBINED ****

August 31, 2009



Investment Composition Is In Compliance With The Orange County Treasurer's Investment Policy Statement

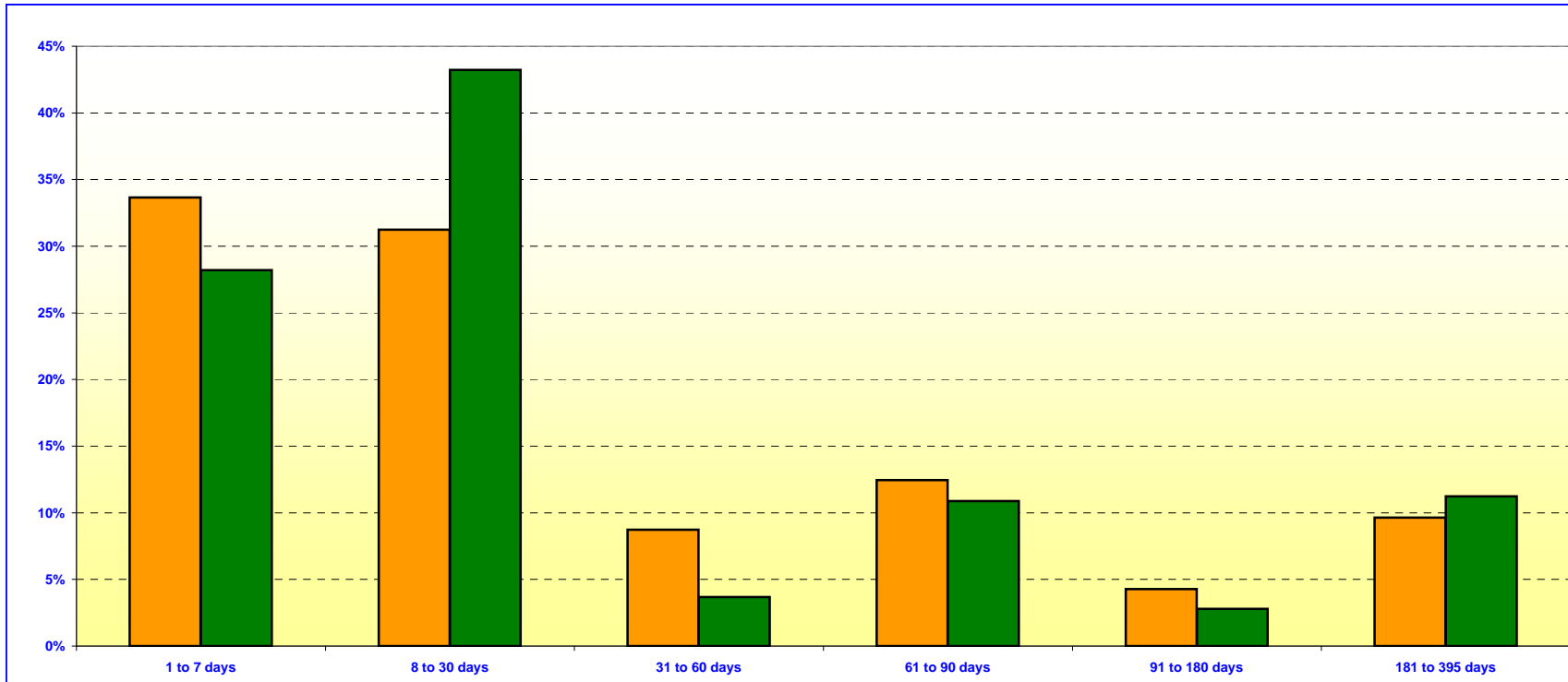
***Educational Investment Pool Includes: Money Market Fund, Extended Fund, & Extended Fund B**

**** Calculated Using Market Value at 8/31/2009**

ORANGE COUNTY TREASURER - TAX COLLECTOR
ORANGE COUNTY MONEY MARKET FUND AND EDUCATIONAL MONEY MARKET FUND

MATURITIES DISTRIBUTION

August 31, 2009



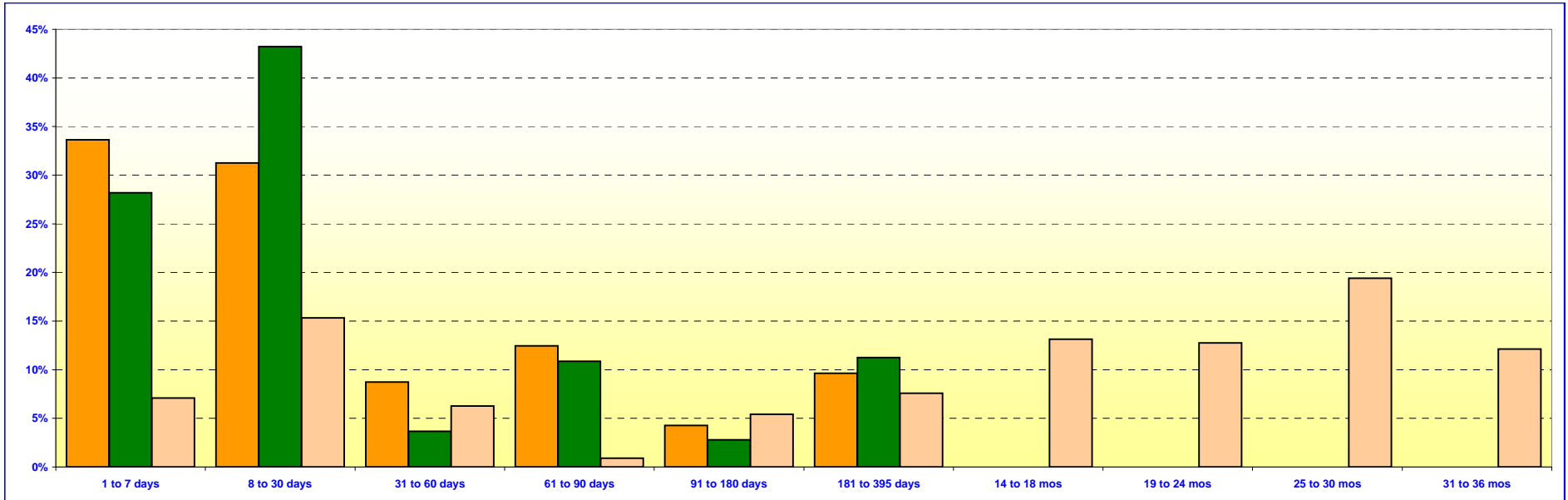
O.C. INVESTMENT POOL MONEY MARKET FUND		
	In Thousands	%
1 TO 7 DAYS	\$ 707,402	33.65%
8 TO 30 DAYS	657,025	31.25%
31 TO 60 DAYS	183,825	8.74%
61 TO 90 DAYS	261,850	12.45%
91 TO 180 DAYS	89,914	4.28%
181 TO 395 DAYS	202,417	9.63%
TOTAL	\$ 2,102,433	100.00%

O.C. EDUCATIONAL MONEY MARKET FUND		
	In Thousands	%
1 TO 7 DAYS	\$ 399,861	28.20%
8 TO 30 DAYS	612,709	43.22%
31 TO 60 DAYS	52,000	3.67%
61 TO 90 DAYS	154,220	10.88%
91 TO 180 DAYS	39,518	2.79%
181 TO 395 DAYS	159,399	11.24%
TOTAL	\$ 1,417,707	100.00%

Maturity Limits Are In Compliance With The Orange County Treasurer's Investment Policy Statement

Floating Rate Notes are deemed to have a maturity date equal to their next interest reset date.
 At 8/31/2009 Floating Rate Notes comprise 28.09% and 26.66% of the O.C. Money Market Fund and Educational Money Market Fund respectively.

ORANGE COUNTY TREASURER - TAX COLLECTOR
ORANGE COUNTY AND EDUCATIONAL INVESTMENT POOLS
MATURITIES DISTRIBUTION
August 31, 2009



O.C. INVESTMENT POOL MONEY MARKET FUND		
	In Thousands	%
1 TO 7 DAYS	\$ 707,402	33.65%
8 TO 30 DAYS	\$ 657,025	31.25%
31 TO 60 DAYS	\$ 183,825	8.74%
61 TO 90 DAYS	\$ 261,850	12.45%
91 TO 180 DAYS	\$ 89,914	4.28%
181 TO 395 DAYS	\$ 202,417	9.63%
TOTAL	\$ 2,102,433	100.00%

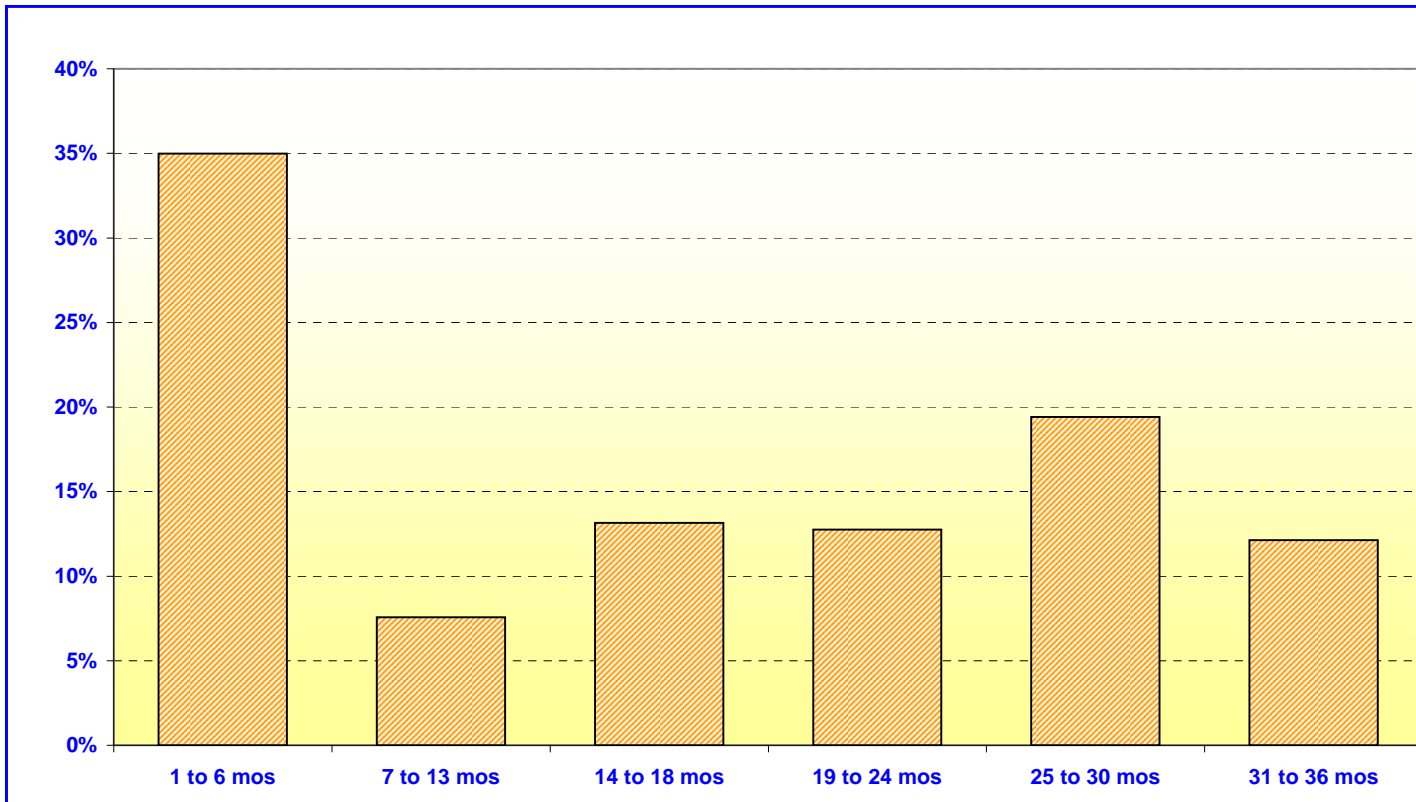
O.C. EDUCATIONAL MONEY MARKET FUND		
	In Thousands	%
1 TO 7 DAYS	\$ 399,861	28.20%
8 TO 30 DAYS	\$ 612,709	43.22%
31 TO 60 DAYS	\$ 52,000	3.67%
61 TO 90 DAYS	\$ 154,220	10.88%
91 TO 180 DAYS	\$ 39,518	2.79%
181 TO 395 DAYS	\$ 159,399	11.24%
TOTAL	\$ 1,417,707	100.00%

O.C. INVESTMENT POOL EXTENDED FUND (Included Extended Fund B)		
	In Thousands	%
1 TO 7 DAYS	\$ 175,000	7.08%
8 TO 30 DAYS	\$ 379,000	15.33%
31 TO 60 DAYS	\$ 154,803	6.26%
61 TO 90 DAYS	\$ 22,300	0.90%
91 TO 180 DAYS	\$ 133,635	5.41%
181 TO 395 DAYS	\$ 187,234	7.57%
14 TO 18 MONTHS	\$ 325,000	13.15%
19 TO 24 MONTHS	\$ 315,580	12.76%
25 TO 30 MONTHS	\$ 479,845	19.41%
31 TO 36 MONTHS	\$ 300,000	12.13%
37 TO 60 MONTHS	\$ -	0.00%
TOTAL	\$ 2,472,397	100.00%

Maturity Limits Are In Compliance With The Orange County Treasurer's Investment Policy Statement

Floating Rate Notes are deemed to have a maturity date equal to their next interest reset date.
 At 8/31/2009, Floating Rate Notes comprise 28.09%, 17.44%, and 26.66% of the O.C. Investment Pool, Extended Funds, and Educational Money Market Fund respectively.

ORANGE COUNTY TREASURER - TAX COLLECTOR
ORANGE COUNTY - EXTENDED FUND
MATURITIES DISTRIBUTION
August 31, 2009



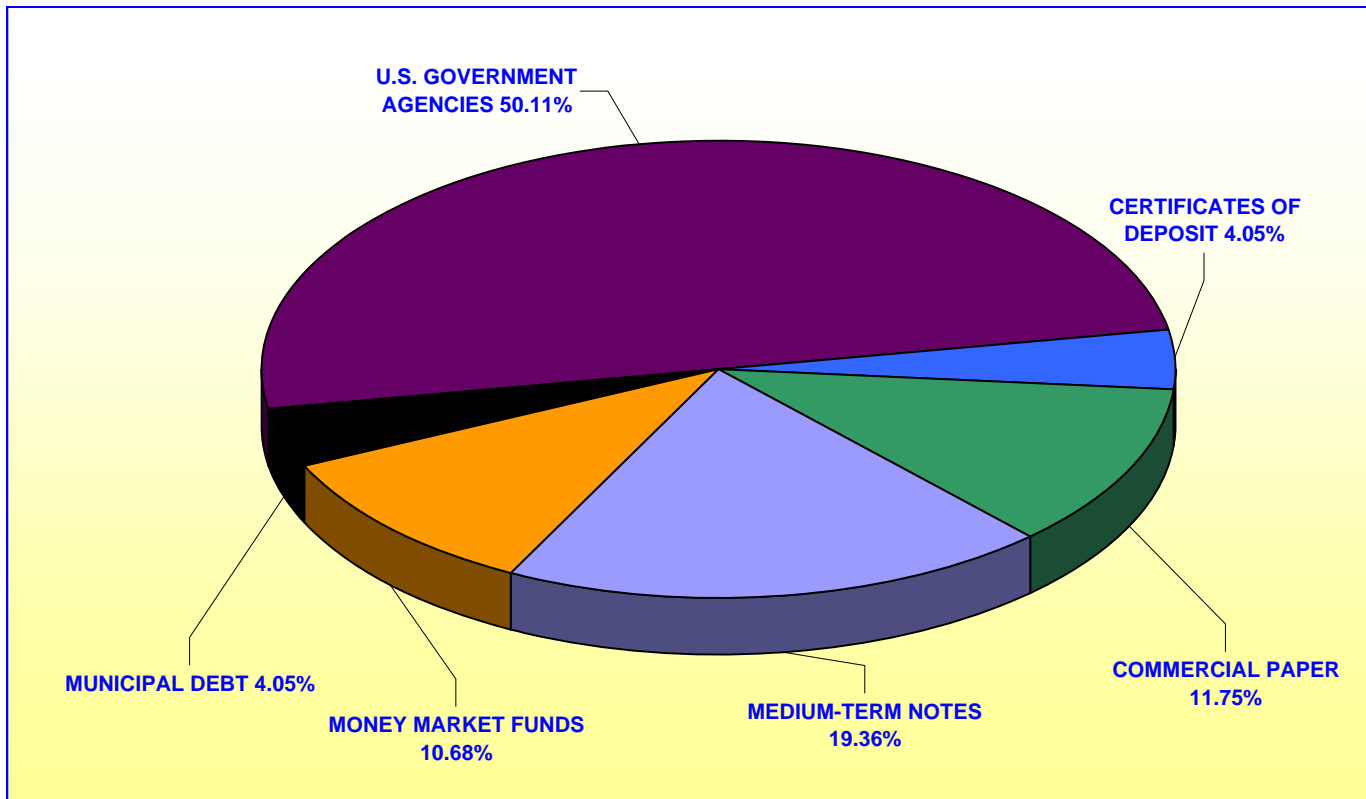
ORANGE COUNTY EXTENDED FUND (includes Extended Fund B)		
	In Thousands	%
1 TO 6 MOS	\$ 864,738	34.98%
7 TO 13 MOS	187,234	7.57%
14 TO 18 MOS	325,000	13.15%
19 TO 24 MOS	315,580	12.76%
25 TO 30 MOS	479,845	19.41%
31 TO 36 MOS	300,000	12.13%
37 TO 60 MOS	-	0.00%
TOTAL	<u>\$ 2,472,397</u>	<u>100.00%</u>

Maturity Limits Are In Compliance With The Orange County Treasurer's Investment Policy Statement

Floating Rate Notes are deemed to have a maturity date equal to their next interest reset date.
 At 08/31/2009, Floating Rate Notes comprise 17.44% of the O.C. Extended Fund.

**ORANGE COUNTY TREASURER - TAX COLLECTOR
JOHN WAYNE AIRPORT INVESTMENT POOL
PORTFOLIO COMPOSITION ****

August 31, 2009



	In Thousands
U.S. GOVERNMENT AGENCIES	\$ 24,730
CERTIFICATES OF DEPOSIT	2,000
COMMERCIAL PAPER	5,800
MUNICIPAL DEBT	2,000
MEDIUM-TERM NOTES	9,555
MONEY MARKET FUNDS	5,271
TOTAL	<u>\$ 49,356</u>

Investment Composition Is In Compliance With The Orange County Treasurer's Investment Policy Statement

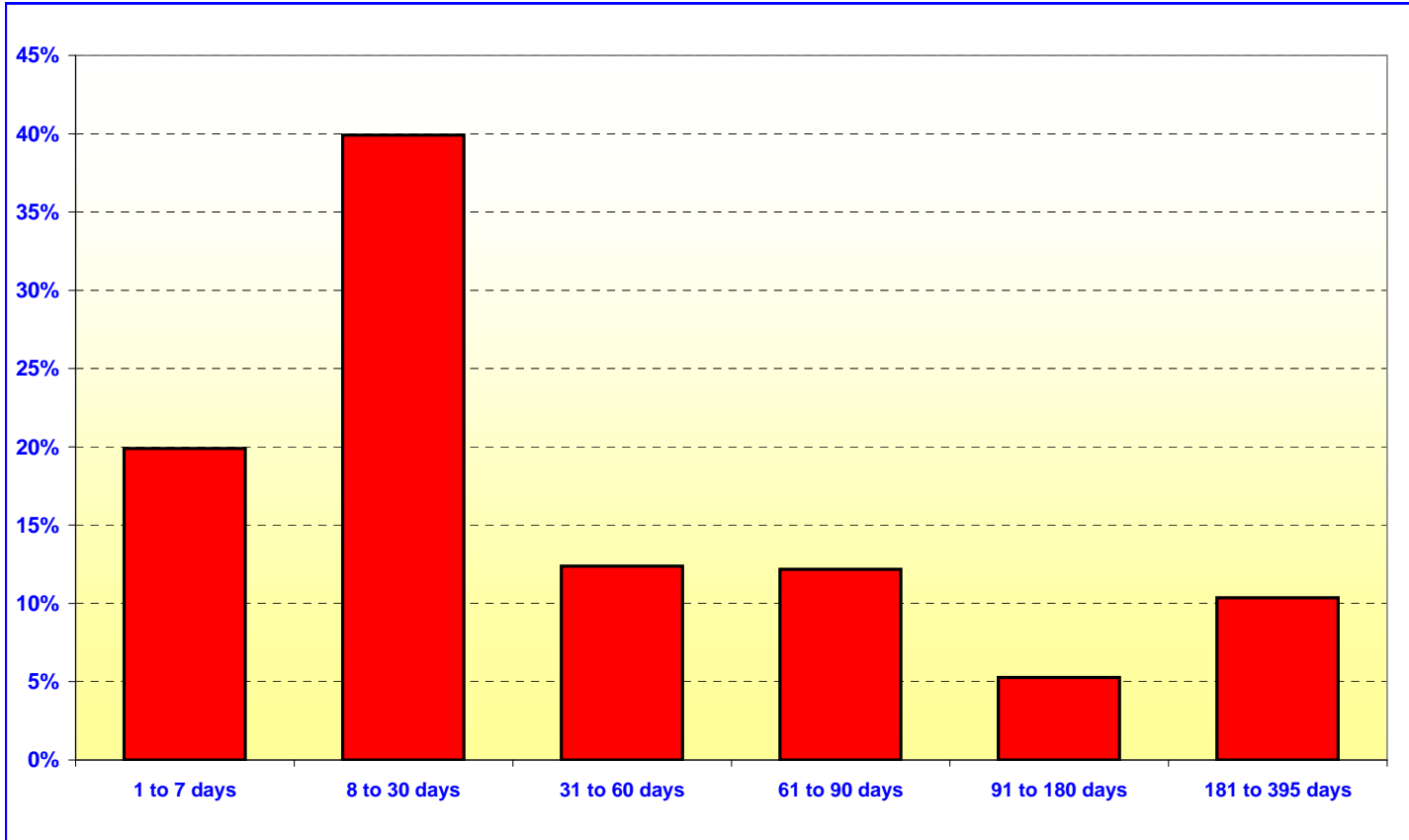
** Calculated Using Market Value at 8/31/2009

ORANGE COUNTY TREASURER - TAX COLLECTOR

JOHN WAYNE AIRPORT INVESTMENT POOL

MATURITIES DISTRIBUTION

August 31, 2009



JOHN WAYNE AIRPORT		
	In Thousands	%
1 TO 7 DAYS	\$ 9,791	19.89%
8 TO 30 DAYS	19,648	39.91%
31 TO 60 DAYS	6,100	12.39%
61 TO 90 DAYS	6,000	12.19%
91 TO 180 DAYS	2,595	5.27%
181 TO 395 DAYS	5,100	10.36%
TOTAL	\$ 49,234	100.00%

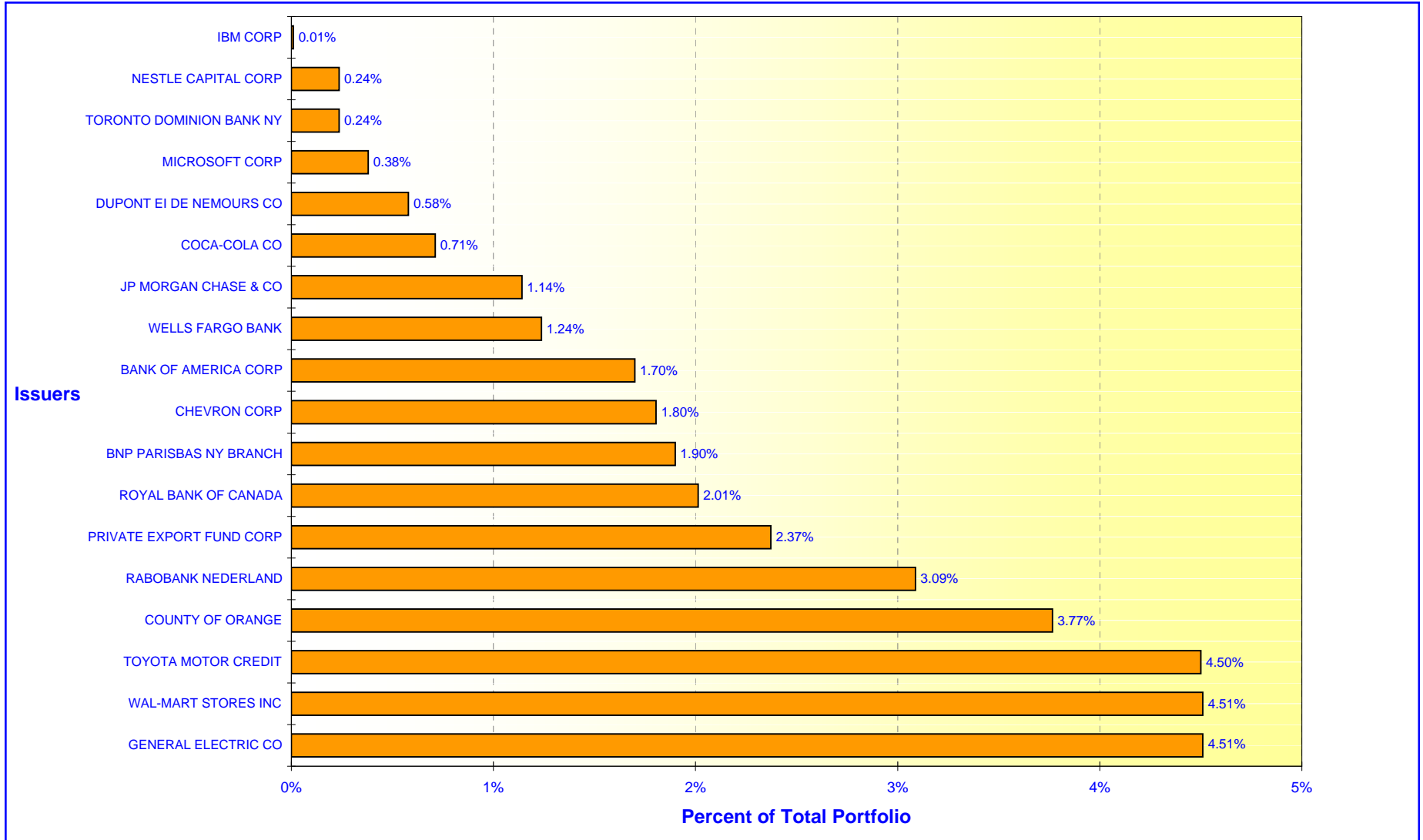
Maturity Limits Are In Compliance With The Orange County Treasurer's Investment Policy Statement

Floating Rate Notes are deemed to have a maturity date equal to their next interest reset date.
 At 8/31/2009, Floating Rate Notes comprise 44.75% of the John Wayne Airport

ORANGE COUNTY TREASURER - TAX COLLECTOR

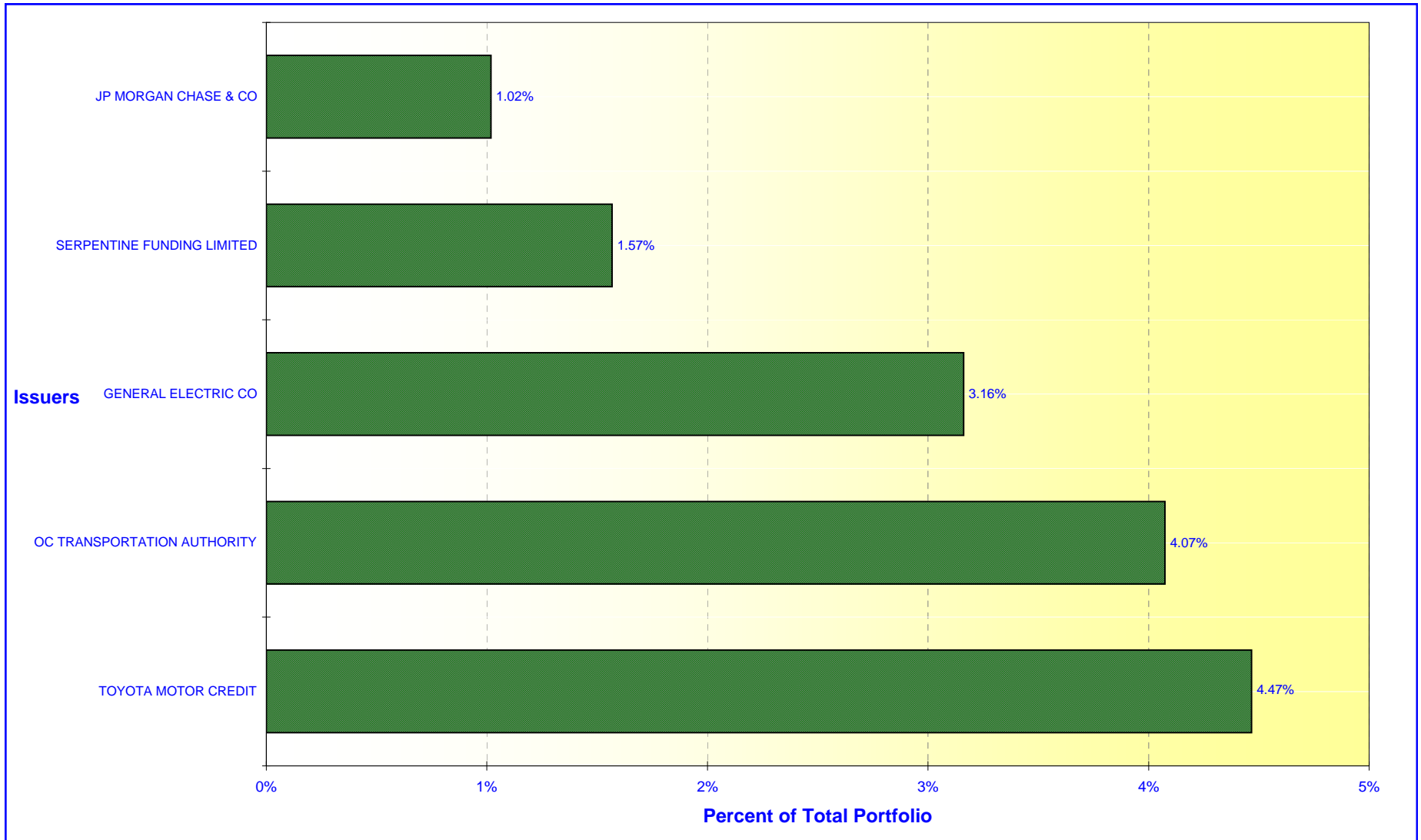
ORANGE COUNTY MONEY MARKET FUND - ISSUER CONCENTRATION

August 31, 2009



ORANGE COUNTY TREASURER - TAX COLLECTOR
ORANGE COUNTY EXTENDED FUND - ISSUER CONCENTRATION

August 31, 2009

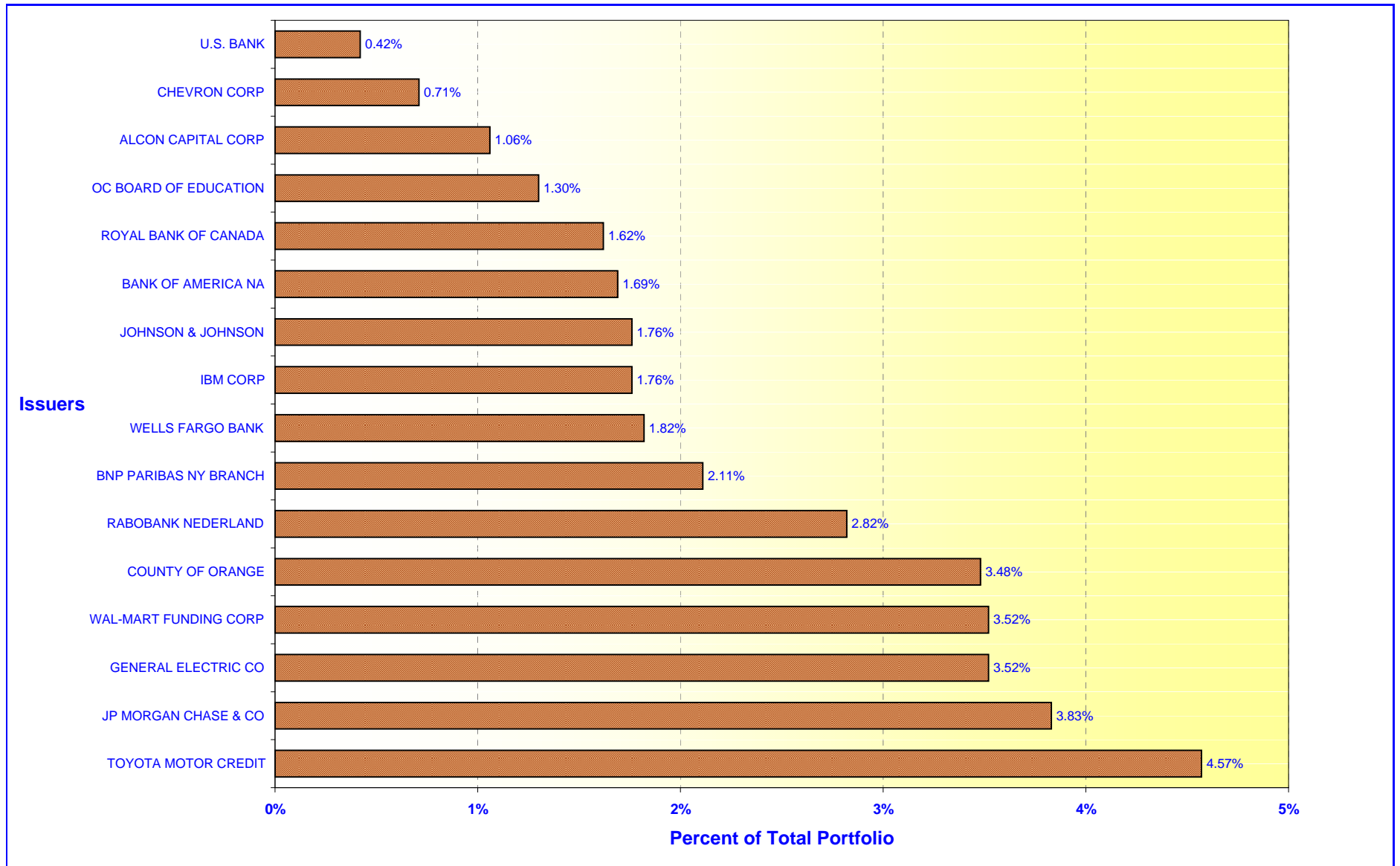


Note: Extended Fund includes Extended Fund B

ORANGE COUNTY TREASURER - TAX COLLECTOR

EDUCATIONAL MONEY MARKET FUND - ISSUER CONCENTRATION

August 31, 2009



ORANGE COUNTY TREASURER-TAX COLLECTOR
CASH AVAILABILITY PROJECTION
FOR THE SIX MONTHS ENDING February 28, 2010

Government Code Section 53646 (b) (3), effective on January 1, 1996, requires the Treasurer-Tax Collector to include a statement in the investment report, denoting the ability of the Orange County Investment Pool (OCIP) and the Orange County Educational Investment Pool (OCEIP) to meet their expenditure requirements for the next six months.

The OCIP and OCEIP consist of funds in the treasury deposited by various entities required to do so by statute, as well as those entities voluntarily depositing monies in accordance with Government Code Section 53684.

The Treasurer-Tax Collector is required to disburse monies placed in the treasury as directed by the Auditor-Controller and the Department of Education, except for the making of legal investments, to the extent funds are transferred to one or more clearing funds in accordance with Government Code Section 29808.

The Treasurer-Tax Collector, in his projection of cash availability to disburse funds as directed by the Auditor-Controller and the Department of Education, is relying exclusively on historical activity involving deposits and disbursements and future cash flow projections. No representation is made as to an individual depositor's ability to meet their anticipated expenditures with anticipated revenues.

The Cash Availability Projection for the six months ending February 28, 2010, indicates the ability of the pools to meet projected cash flow requirements. However, there will usually be differences between projected and actual results because events and circumstances frequently do not occur as expected and those differences may be material.

ORANGE COUNTY INVESTMENT POOL				
Month	Investment Maturities	Projected Deposits	Projected Disbursements	Cumulative Available Cash
August 2009 - Ending Cash				\$ 18,026,677
September	\$ 1,571,323,928	\$ 256,644,601	\$ 404,571,670	1,441,423,535
October	284,293,141	534,251,624	365,539,769	1,894,428,532
November	109,629,243	719,232,611	614,901,336	2,108,389,049
December	272,286,633	2,037,882,635	1,821,331,211	2,597,227,106
January	74,493,232	365,940,703	693,528,770	2,344,132,270
February	168,080,831	382,140,215	330,796,691	2,563,556,626

ORANGE COUNTY EDUCATIONAL INVESTMENT POOL				
Month	Investment Maturities	Projected Deposits	Projected Disbursements	Cumulative Available Cash
August 2009 - Ending Cash				\$ 9,209,092
September	\$ 887,732,986	\$ 344,017,152	\$ 517,830,020	723,129,210
October	45,054,230	412,685,413	576,122,841	604,746,012
November	75,711,897	353,139,480	560,681,159	472,916,230
December	84,173,831	1,230,956,040	353,726,455	1,434,319,646
January	18,115,833	408,955,880	708,436,339	1,152,955,020
February	67,262,914	350,816,068	525,613,686	1,045,420,315

ORANGE COUNTY TREASURER-TAX COLLECTOR
STATEMENT OF ACCOUNTABILITY
FOR THE MONTH ENDED: August 31, 2009

Treasurer's Accountability at the Beginning of the Month		<u>\$6,433,003,759.45</u>
Cash Receipts:		
County	\$379,958,055.76	
Schools	145,947,689.04	
Charge backs	<u>(60.00)</u>	
Total Cash Receipts		525,905,684.80
Cash Disbursements:		
County	441,322,347.86	
Schools	382,413,035.06	
Checks returned for non sufficient funds	<u>174,148.60</u>	
Total Cash Disbursements		823,909,531.52
Net Change in Book Value of Pooled Assets		<u>(298,003,846.72)</u>
Net Decrease in Specific Investments		<u>(163,876.60)</u>
Treasurer's Accountability at the End of the Month		<u><u>\$6,134,836,036.13</u></u>

Assets in the Treasury at August 31, 2009

O.C. Investment Pool	\$3,237,496,998.38	
Specific investments	102,114,772.46	
Cash in banks (including Schools)	27,226,422.60	
Cash in vault	9,347.02	
O.C. Educational Investment Pool	<u>2,767,988,495.67</u>	
		<u><u>\$6,134,836,036.13</u></u>

ORANGE COUNTY TREASURER-TAX COLLECTOR

Investment Inventory with Market Value by Entity & Instrument

As of 31-Aug-2009

Run Date: 10-Sep-2009 09:31 am
 Print Date: 10-Sep-2009
 As at date: 10-Sep-2009

Page 1 of 16
 User: LL

Deal No.	Deal Date	Settle Date	Maturity Date	CUSIP	Face Value	Coupon	Purchase Yield	Capital	Capital Accrual	Interest Accrual	Book Value	Market Value *	Unrealized Gain/(Loss)
Issuer / Broker													
UNITED STATES DOLLAR													
Extended Fund													
COMMERCIAL PAPER HOLDINGS													
COMMERCIAL PAPER													
GENERAL ELECTRIC CO / BANK OF AMERICA													
408264	08/25/09	08/25/2009	09/23/2009	36960LWP6	25,000,000.00		0.1600	24,996,777.78	0.00	777.78	24,997,555.56	24,997,402.75	(152.81)
Subtotal for COMMERCIAL PAPER:					25,000,000.00	0.0000	0.1600	24,996,777.78	0.00	777.78	24,997,555.56	24,997,402.75	(152.81)
Subtotal for COMMERCIAL PAPER HOLDINGS:					25,000,000.00		0.1600	24,996,777.78	0.00	777.78	24,997,555.56	24,997,402.75	(152.81)
GOVERNMENT AGENCY													
DISCOUNT NOTES													
FHLB DISC CORP / CRED SUIS SECURITIES.													
408263	08/25/09	08/25/2009	09/02/2009	313385LE4	25,000,000.00		0.0800	24,999,555.56	0.00	388.89	24,999,944.45	24,999,890.25	(54.20)
FREDDIE DISCOUNT / GOLDMAN SACHS GROUP INC													
409221	08/28/09	08/28/2009	09/09/2009	313397LM1	50,000,000.00		0.1000	49,998,333.33	0.00	555.56	49,998,888.89	49,998,245.00	(643.89)
FREDDIE DISCOUNT / GOLDMAN SACHS GROUP INC													
409223	08/28/09	08/28/2009	09/09/2009	313397LM1	50,000,000.00		0.1000	49,998,333.33	0.00	555.56	49,998,888.89	49,998,245.00	(643.89)
FHLB DISC CORP / BANK OF AMERICA													
408189	08/24/09	08/24/2009	09/16/2009	313385LU8	50,000,000.00		0.1430	49,995,431.94	0.00	1,588.89	49,997,020.83	49,996,709.50	(311.33)
FHLB DISC CORP / BANK OF AMERICA													
408190	08/24/09	08/24/2009	09/16/2009	313385LU8	25,000,000.00		0.1430	24,997,715.97	0.00	794.45	24,998,510.42	24,998,354.75	(155.67)
FHLB DISC CORP / BANK OF AMERICA													
409274	08/31/09	08/31/2009	09/25/2009	313385MD5	25,000,000.00		0.1350	24,997,656.25	0.00	93.75	24,997,750.00	24,997,367.75	(382.25)
Subtotal for DISCOUNT NOTES:					225,000,000.00	0.0000	0.1160	224,987,026.38	0.00	3,977.10	224,991,003.48	224,988,812.25	(2,191.23)
GOVT AGENCY 1													
FED HM LN BK BD / FINACORP SECURITIES													
364872	12/10/08	12/10/2008	01/08/2010	3133XNTD1	8,635,000.00	3.7500	1.5164	8,840,331.67	(138,122.59)	47,672.40	8,702,209.08	8,740,872.61	38,663.53
FREDDIE MAC / FINACORP SECURITIES													
344990	08/04/08	08/04/2008	02/12/2010	3128X6W93	25,000,000.00	3.1250	3.1619	24,986,250.00	9,710.31	41,232.64	24,995,960.31	25,309,390.50	313,430.19
FANNIE MAE / UBS FINANCIAL SERVICES													
348079	08/22/08	08/22/2008	06/01/2010	31359MC76	25,000,000.00	4.5000	3.1061	25,596,250.00	(344,313.38)	281,250.00	25,251,936.62	25,759,018.25	507,081.63
FED HM LN BK BD / UBS FINANCIAL SERVICES													
358285	10/28/08	10/28/2008	06/11/2010	3133XBTH8	25,000,000.00	4.2500	3.4032	25,330,000.00	(171,509.43)	236,111.11	25,158,490.57	25,736,713.25	578,222.68
FED FARM CR BK / BARCLAY CAPITAL													
377812	03/04/09	03/04/2009	09/13/2010	31331XE40	10,675,000.00	5.2500	1.2489	11,318,168.75	(207,360.42)	261,537.50	11,110,808.33	11,199,462.22	88,653.89
FED FARM CR BK / BARCLAY CAPITAL													
377813	03/04/09	03/04/2009	09/13/2010	31331XE40	50,000,000.00	5.2500	1.2489	53,012,500.00	(971,243.17)	1,225,000.00	52,041,256.83	52,456,497.50	415,240.67
FED FARM CR BK / UBS FINANCIAL SERVICES													
357110	10/21/08	10/21/2008	10/21/2010	31331GDM8	25,000,000.00	3.2500	3.2500	25,000,000.00	0.00	293,402.78	25,000,000.00	24,995,798.50	(4,201.50)
FED FARM CR BK / CRED SUIS SECURITIES													
363887	12/04/08	12/04/2008	12/06/2010	31331YGP9	50,000,000.00	3.7500	2.3404	51,373,000.00	(507,743.77)	442,708.33	50,865,256.23	52,066,500.00	1,201,243.77
FED HM LN BK BD / UBS FINANCIAL SERVICES													

ORANGE COUNTY TREASURER-TAX COLLECTOR

Investment Inventory with Market Value by Entity & Instrument

As of 31-Aug-2009

Run Date: 10-Sep-2009 09:31 am
 Print Date: 10-Sep-2009
 As at date: 10-Sep-2009

Page 2 of 16
 User: LL

Deal No.	Deal Date	Settle Date	Maturity Date	CUSIP	Face Value	Coupon	Purchase Yield	Capital	Capital Accrual	Interest Accrual	Book Value	Market Value *	Unrealized Gain/(Loss)
Issuer / Broker													
UNITED STATES DOLLAR													
Extended Fund													
GOVERNMENT AGENCY													
GOVT AGENCY 1													
370838	01/16/09	01/16/2009	01/21/2011	3133XSVR6	50,000,000.00	1.6250	1.6858	49,940,000.00	18,620.69	90,277.78	49,958,620.69	50,658,500.00	699,879.31
FREDDIE MAC / UBS FINANCIAL SERVICES													
375848	02/18/09	02/18/2009	02/18/2011	3128X8JU7	50,000,000.00	2.0000	2.0000	50,000,000.00	0.00	36,111.11	50,000,000.00	50,355,961.00	355,961.00
FREDDIE MAC / UBS FINANCIAL SERVICES													
375849	02/18/09	02/18/2009	02/18/2011	3128X8JU7	50,000,000.00	2.0000	2.0000	50,000,000.00	0.00	36,111.11	50,000,000.00	50,355,961.00	355,961.00
FREDDIE MAC / UBS FINANCIAL SERVICES													
362625	11/24/08	11/24/2008	02/25/2011	3137EABF5	50,000,000.00	3.2500	3.1179	50,141,000.00	(48,159.06)	27,083.33	50,092,840.94	51,824,750.00	1,731,909.06
FANNIE MAE / BANK OF AMERICA													
378235	03/02/09	03/02/2009	03/02/2011	31398AVL3	50,000,000.00	2.0000	2.0103	49,990,000.00	2,486.11	497,222.22	49,992,486.11	50,375,750.50	383,264.39
FREDDIE MAC / UBS FINANCIAL SERVICES													
380346	03/13/09	03/16/2009	03/16/2011	3128X8RT1	50,000,000.00	2.1300	2.1300	50,000,000.00	0.00	488,125.00	50,000,000.00	50,440,419.00	440,419.00
FANNIE MAE / OPPENHEIMER & CO., INC													
379328	03/10/09	03/10/2009	04/01/2011	31398AVW9	20,000,000.00	2.0000	2.0894	19,964,000.00	8,307.69	190,000.00	19,972,307.69	20,171,615.20	199,307.51
FANNIE MAE / JP MORGAN CHASE & CO													
386586	04/21/09	04/21/2009	04/15/2011	31398AWL2	50,000,000.00	1.7500	1.7499	50,000,000.00	0.00	315,972.22	50,000,000.00	50,340,940.00	340,940.00
FREDDIE MAC / JEFFERIES & COMPANY													
389756	05/08/09	05/11/2009	08/11/2011	3128X8C26	25,000,000.00	1.6250	1.6481	24,987,500.00	1,697.53	124,131.94	24,989,197.53	25,120,888.25	131,690.72
FREDDIE MAC / UBS FINANCIAL SERVICES													
389760	05/11/09	05/11/2009	08/11/2011	3128X8C26	50,000,000.00	1.6250	1.6458	49,977,500.00	3,055.56	248,263.89	49,980,555.56	50,241,776.50	261,220.94
FED HM LN BK BD / CRED SUIS SECURITIES													
396311	06/17/09	06/18/2009	09/16/2011	3133XS4S4	35,520,000.00	3.6250	1.4171	37,245,916.80	(155,930.60)	261,096.67	37,089,986.20	37,281,614.40	191,628.20
FED FARM CR BK / UBS FINANCIAL SERVICES													
362266	11/21/08	11/21/2008	11/21/2011	31331GFC8	49,325,000.00	3.2000	3.3151	49,164,200.50	41,688.76	438,444.44	49,205,889.26	51,380,608.03	2,174,718.77
FREDDIE MAC / JP MORGAN CHASE & CO													
366781	12/22/08	12/22/2008	12/22/2011	3128X8AU6	25,000,000.00	3.0700	3.0876	24,987,500.00	2,881.94	147,104.17	24,990,381.94	25,195,255.25	204,873.31
FED FARM CR BK / UBS FINANCIAL SERVICES													
370296	01/13/09	01/13/2009	01/12/2012	31331GJV2	50,000,000.00	2.2500	2.2500	50,000,000.00	0.00	153,125.00	50,000,000.00	50,196,549.50	196,549.50
FED HM LN BK BD / UBS FINANCIAL SERVICES													
404295	08/03/09	08/03/2009	01/17/2012	3133XUH29	50,000,000.00	1.5700	1.5701	50,000,000.00	0.00	61,055.56	50,000,000.00	50,184,169.00	184,169.00
FREDDIE MAC / UBS FINANCIAL SERVICES													
373415	02/02/09	02/02/2009	02/02/2012	3128X8GP1	25,000,000.00	2.2500	2.2500	25,000,000.00	0.00	45,312.50	25,000,000.00	25,139,838.75	139,838.75
FANNIE MAE / UBS FINANCIAL SERVICES													
377393	02/26/09	02/26/2009	02/24/2012	3136FHCF0	45,000,000.00	2.2500	2.2587	44,988,750.00	1,930.66	19,687.50	44,990,680.66	45,606,195.45	615,514.79
FANNIE MAE / UBS FINANCIAL SERVICES													
378029	03/03/09	03/03/2009	03/02/2012	31398AVS8	50,000,000.00	2.5000	2.5000	50,000,000.00	0.00	618,055.56	50,000,000.00	50,419,984.00	419,984.00
FED FARM CR BK / JP MORGAN CHASE & CO													
376905	02/24/09	02/24/2009	04/24/2012	31331GNQ8	50,000,000.00	2.2500	2.2511	49,999,000.00	164.04	396,875.00	49,999,164.04	50,881,750.00	882,585.96
FED FARM CR BK / JP MORGAN CHASE & CO													
376906	02/24/09	02/24/2009	04/24/2012	31331GNQ8	40,000,000.00	2.2500	2.2511	39,999,200.00	131.23	317,500.00	39,999,331.23	40,705,400.00	706,068.77

ORANGE COUNTY TREASURER-TAX COLLECTOR

Investment Inventory with Market Value by Entity & Instrument

As of 31-Aug-2009

Run Date: 10-Sep-2009 09:31 am
 Print Date: 10-Sep-2009
 As at date: 10-Sep-2009

Page 3 of 16
 User: LL

Deal No.	Deal Date	Settle Date	Maturity Date	CUSIP	Face Value	Coupon	Purchase Yield	Capital	Capital Accrual	Interest Accrual	Book Value	Market Value *	Unrealized Gain/(Loss)
Issuer / Broker													
UNITED STATES DOLLAR													
Extended Fund													
GOVERNMENT AGENCY													
GOVT AGENCY 1													
FREDDIE MAC / UBS FINANCIAL SERVICES													
388592	05/04/09	05/04/2009	05/04/2012	3128X8A28	50,000,000.00	2.1250	2.1250	50,000,000.00	0.00	345,312.50	50,000,000.00	50,051,169.00	51,169.00
FREDDIE MAC / UBS FINANCIAL SERVICES													
389762	05/11/09	05/11/2009	05/11/2012	3128X8A93	25,000,000.00	2.0500	2.0967	24,966,250.00	3,437.50	156,597.22	24,969,687.50	25,067,741.75	98,054.25
Subtotal for GOVT AGENCY 1:					1,159,155,000.00	2.5993	2.2043	1,166,807,317.72	(2,450,270.40)	7,842,379.48	1,164,357,047.32	1,178,261,089.41	13,904,042.09
GOVT AGENCY 2													
FED HM LN BK BD / JP MORGAN CHASE & CO													
350759	09/10/08	09/10/2008	09/10/2009	3133XS6Y9	50,000,000.00	0.6500	0.6500	50,000,000.00	0.00	74,930.56	50,000,000.00	50,006,100.00	6,100.00
FREDDIE MAC / FINACORP SECURITIES													
353057	09/25/08	09/25/2008	09/18/2009	3128X7CQ5	37,500,000.00	0.2588	0.2956	37,486,226.25	13,119.69	3,503.91	37,499,345.94	37,502,325.00	2,979.06
FREDDIE MAC / FINACORP SECURITIES													
358815	10/28/08	10/28/2008	09/18/2009	3128X7CM4	5,000,000.00	0.2425	0.4733	4,989,645.00	9,813.35	471.53	4,999,458.35	4,999,311.20	(147.15)
FED FARM CR BK / BANK OF AMERICA													
369059	01/06/09	01/06/2009	01/06/2011	31331GJK6	50,000,000.00	0.3256	0.3256	50,000,000.00	0.00	11,758.86	50,000,000.00	50,054,650.00	54,650.00
FED HM LN BK BD / STIFFEL NICOLAUS, LLC													
373700	02/03/09	02/03/2009	01/14/2011	3133XSVP0	50,000,000.00	0.5138	0.5343	49,980,000.00	5,915.49	34,250.00	49,985,915.49	50,049,250.00	63,334.51
FREDDIE MAC / STIFFEL NICOLAUS, LLC													
378472	03/05/09	03/05/2009	01/14/2011	3128X8FR8	50,000,000.00	0.4930	0.4992	49,994,095.00	1,563.09	32,181.94	49,995,658.09	50,070,700.00	75,041.91
Subtotal for GOVT AGENCY 2:					242,500,000.00	0.4538	0.4697	242,449,966.25	30,411.62	157,096.80	242,480,377.87	242,682,336.20	201,958.33
GOVT AGENCY-FLOAT-ACT/360													
FED HM LN BK BD / JP MORGAN CHASE & CO													
408760	08/27/09	08/27/2009	10/02/2009	3133XQKH4	50,000,000.00	0.2110	0.2060	50,000,250.00	(34.72)	1,465.28	50,000,215.28	50,000,100.00	(115.28)
Subtotal for GOVT AGENCY-FLOAT-ACT/360:					50,000,000.00	0.2110	0.2060	50,000,250.00	(34.72)	1,465.28	50,000,215.28	50,000,100.00	(115.28)
GOV'T AGY - CALLABLE													
FED HM LN BK BD / FTN FINANCIAL													
403832	07/30/09	07/30/2009	06/15/2011	3133XTUG9	10,000,000.00	1.3000	1.3269	9,995,000.00	492.06	11,194.44	9,995,492.06	10,025,417.30	29,925.24
FED HM LN BK BD / JP MORGAN CHASE & CO													
405892	08/11/09	08/11/2009	08/11/2011	3133XUG23	50,000,000.00	1.3750	1.4412	49,935,000.00	2,407.41	38,194.44	49,937,407.41	50,035,538.00	98,130.59
FED HM LN BK BD / JP MORGAN CHASE & CO													
405893	08/11/09	08/11/2009	08/11/2011	3133XUG23	10,580,000.00	1.3750	1.4412	10,566,246.00	1,528.22	8,081.94	10,567,774.22	10,587,519.84	19,745.62
FED HM LN BK BD / UBS FINANCIAL SERVICES													
405894	08/11/09	08/11/2009	08/11/2011	3133XUG23	50,000,000.00	1.3750	1.4386	49,937,500.00	6,944.44	38,194.44	49,944,444.44	50,035,538.00	91,093.56
FANNIE MAE / CRED SUIS SECURITIES													
406879	08/17/09	08/17/2009	11/17/2011	3136FH4A0	50,000,000.00	1.5500	1.6640	49,875,000.00	4,861.11	30,138.89	49,879,861.11	50,126,722.00	246,860.89
FANNIE MAE / CRED SUIS SECURITIES													
406880	08/17/09	08/17/2009	11/17/2011	3136FH4A0	50,000,000.00	1.5500	1.6640	49,875,000.00	4,861.11	30,138.89	49,879,861.11	50,126,722.00	246,860.89
FREDDIE MAC / UBS FINANCIAL SERVICES													

ORANGE COUNTY TREASURER-TAX COLLECTOR

Investment Inventory with Market Value by Entity & Instrument

As of 31-Aug-2009

Run Date: 10-Sep-2009 09:31 am
 Print Date: 10-Sep-2009
 As at date: 10-Sep-2009

Page 4 of 16
 User: LL

Deal No.	Deal Date	Settle Date	Maturity Date	CUSIP	Face Value	Coupon	Purchase Yield	Capital	Capital Accrual	Interest Accrual	Book Value	Market Value *	Unrealized Gain/(Loss)
Issuer / Broker													
UNITED STATES DOLLAR													
Extended Fund													
GOVERNMENT AGENCY													
GOV'T AGY - CALLABLE													
393505	06/02/09	06/02/2009	01/23/2012	3128X8GD8	50,000,000.00	1.9700	1.9696	50,000,000.00	0.00	103,972.22	50,000,000.00	49,985,109.00	(14,891.00)
FED HM LN BK BD / UBS FINANCIAL SERVICES													
396659	06/08/09	06/22/2009	06/22/2012	3133XTW77	50,000,000.00	2.2000	2.3737	49,750,000.00	47,916.67	210,833.33	49,797,916.67	50,213,753.50	415,836.83
Subtotal for GOV'T AGY - CALLABLE:					320,580,000.00	1.6487	1.7346	319,933,746.00	69,011.02	470,748.59	320,002,757.02	321,136,319.64	1,133,562.62
GOV'T AGY - STEP UP													
FANNIE MAE / STIFFEL NICOLAUS, LLC													
400323	03/19/09	03/19/2009	03/19/2012	3136FHDC6	25,000,000.00	2.0000	2.0000	25,000,000.00	0.00	225,000.00	25,000,000.00	25,185,200.50	185,200.50
FANNIE MAE / UBS FINANCIAL SERVICES													
400324	03/30/09	03/30/2009	03/30/2012	3136FHHA6	10,000,000.00	1.7500	1.7500	10,000,000.00	0.00	73,402.78	10,000,000.00	10,061,197.80	61,197.80
FREDDIE MAC / STIFFEL NICOLAUS, LLC													
403860	07/27/09	07/27/2009	04/30/2012	3128X8YL0	25,000,000.00	1.5000	1.5028	25,000,000.00	0.00	32,291.67	25,000,000.00	25,011,094.50	11,094.50
Subtotal for GOV'T AGY - STEP UP:					60,000,000.00	1.7500	1.7512	60,000,000.00	0.00	330,694.45	60,000,000.00	60,257,492.80	257,492.80
Subtotal for GOVERNMENT AGENCY:					2,057,235,000.00	1.8312	1.6364	2,064,178,306.35	(2,350,882.48)	8,806,361.70	2,061,831,400.97	2,077,326,150.30	15,494,749.33
MEDIUM TERM NOTES													
MEDIUM TERM NOTE													
TOYOTA MOTOR CREDIT / LEHMAN BROTHERS INC													
329149	04/28/08	04/28/2008	04/28/2010	89233PV60	25,000,000.00	2.8500	2.8500	25,000,000.00	0.00	243,437.50	25,000,000.00	25,136,000.00	136,000.00
Subtotal for MEDIUM TERM NOTE:					25,000,000.00	2.8500	2.8500	25,000,000.00	0.00	243,437.50	25,000,000.00	25,136,000.00	136,000.00
MEDIUM TERM NOTE FLOATER													
TOYOTA MOTOR CREDIT / JP MORGAN CHASE & CO													
365583	12/12/08	12/12/2008	12/03/2009	89233P2U9	50,000,000.00	1.6500	1.6394	50,004,800.00	(3,546.07)	206,250.00	50,001,253.93	49,665,000.00	(336,253.93)
GENERAL ELECTRIC CO / CRED SUIS FIRST BOST NY													
284173	07/23/07	07/23/2007	03/12/2010	36962G2H6	6,900,000.00	0.6688	0.6723	6,899,034.00	773.40	10,382.35	6,899,807.40	6,898,344.00	(1,463.40)
GENERAL ELECTRIC CO / CRED SUIS SECURITIES													
292792	09/13/07	09/13/2007	03/12/2010	36962G2H6	4,600,000.00	0.6688	0.9253	4,571,010.34	22,879.87	6,921.56	4,593,890.21	4,598,896.00	5,005.79
GENERAL ELEC CAP CORP / CRED SUIS SECURITIES													
289169	08/21/07	08/21/2007	05/10/2010	36962GW83	2,300,000.00	0.5244	0.7147	2,288,178.00	8,833.76	737.05	2,297,011.76	2,297,355.00	343.24
GENERAL ELEC CAP CORP / WELLS FARGO BANK													
350108	09/08/08	09/08/2008	05/10/2010	36962GW83	20,000,000.00	0.5244	0.8701	19,884,949.80	67,632.14	6,409.09	19,952,581.94	19,977,000.00	24,418.06
GENERAL ELEC CAP CORP / CRED SUIS SECURITIES													
319145	02/27/08	02/27/2008	10/21/2010	36962GS70	19,803,000.00	0.5167	0.8607	19,623,980.88	102,190.85	11,938.73	19,726,171.73	19,718,045.13	(8,126.60)
TOYOTA MOTOR CREDIT / TOYOTA MOTOR CREDIT													
372660	01/28/09	01/28/2009	01/28/2011	89233P3E4	35,000,000.00	3.0019	3.0019	35,000,000.00	0.00	102,147.31	35,000,000.00	36,067,500.00	1,067,500.00
Subtotal for MEDIUM TERM NOTE FLOATER:					138,603,000.00	1.5669	1.6740	138,271,953.02	198,763.95	344,786.09	138,470,716.97	139,222,140.13	751,423.16
MEDIUM TERM NOTE-FDIC													
JP MORGAN CHASE & CO / JP MORGAN CHASE & CO													

ORANGE COUNTY TREASURER-TAX COLLECTOR

Investment Inventory with Market Value by Entity & Instrument

As of **31-Aug-2009**

Run Date: 10-Sep-2009 09:31 am
 Print Date: 10-Sep-2009
 As at date: 10-Sep-2009

Page 5 of 16
 User: LL

Deal No.	Deal Date	Settle Date	Maturity Date	CUSIP	Face Value	Coupon	Purchase Yield	Capital	Capital Accrual	Interest Accrual	Book Value	Market Value *	Unrealized Gain/(Loss)
Issuer / Broker													
UNITED STATES DOLLAR													
<u>Extended Fund</u>													
MEDIUM TERM NOTES													
MEDIUM TERM NOTE-FDIC													
406412	02/23/09	02/23/2009	06/15/2012	481247AK0	25,000,000.00	2.2000	2.2200	24,984,500.00	2,444.63	116,111.11	24,986,944.63	25,277,750.00	290,805.37
Subtotal for MEDIUM TERM NOTE-FDIC:					25,000,000.00	2.2000	2.2200	24,984,500.00	2,444.63	116,111.11	24,986,944.63	25,277,750.00	290,805.37
Subtotal for MEDIUM TERM NOTES:					188,603,000.00	1.8209	1.9022	188,256,453.02	201,208.58	704,334.70	188,457,661.60	189,635,890.13	1,178,228.53
MUNICIPAL DEBT													
MUNI BOND													
OC TRANSPORTATION AUTHORITY / OCTA													
366752	12/19/08	12/19/2008	12/10/2009	68441MAE5	25,000,000.00	3.8500	0.0000	25,000,000.00	0.00	44,828.77	25,000,000.00	25,277,750.00	277,750.00
OC TRANSPORTATION AUTHORITY / OCTA													
366753	12/19/08	12/19/2008	12/10/2009	68441MAD7	75,000,000.00	3.8500	0.0000	75,000,000.00	0.00	134,486.30	75,000,000.00	75,833,250.00	833,250.00
Subtotal for MUNI BOND:					100,000,000.00	3.8500	0.0000	100,000,000.00	0.00	179,315.07	100,000,000.00	101,111,000.00	1,111,000.00
Subtotal for MUNICIPAL DEBT:					100,000,000.00	3.8500	0.0000	100,000,000.00	0.00	179,315.07	100,000,000.00	101,111,000.00	1,111,000.00
TREASURIES													
TREASURY BILL													
US TREASURY N/B / FTN FINANCIAL													
408706	08/26/09	08/26/2009	09/10/2009	912795P21	25,000,000.00		0.0500	24,999,479.17	0.00	208.33	24,999,479.17	24,999,593.75	114.58
US TREASURY N/B / FTN FINANCIAL													
408707	08/26/09	08/26/2009	09/24/2009	912795S36	25,000,000.00		0.1000	24,997,986.11	0.00	416.67	24,997,986.11	24,998,243.00	256.89
Subtotal for TREASURY BILL:					50,000,000.00	0.0000	0.0750	49,997,465.28	0.00	625.00	49,997,465.28	49,997,836.75	371.47
Subtotal for TREASURIES:					50,000,000.00		0.0750	49,997,465.28	0.00	625.00	49,997,465.28	49,997,836.75	371.47
Total Extended Fund :					2,420,838,000.00	1.8570	1.5421	2,427,429,002.43	(2,149,673.90)	9,691,414.25	2,425,284,083.41	2,443,068,279.93	17,784,196.52
Net Asset Value (NAV):												1.007333	
<u>Money Market Fund</u>													
FUNDS													
MORGAN STANLEY GOVT 8302-692													
			08/31/2009		4,503,028.09		0.0940	4,503,028.09	0.00	0.00	4,503,028.09	4,503,028.09	0.00
GOLDMAN SACHS 692													
			09/07/2009		178,058,082.30		0.2200	178,058,082.30	0.00	0.00	178,058,082.30	178,058,082.30	0.00
TEMPFUND692													
			09/08/2009		178,330,415.16		0.2200	178,330,415.16	0.00	0.00	178,330,415.16	178,330,415.16	0.00
Subtotal for FUNDS:					360,891,525.55		0.2184	360,891,525.55	0.00	0.00	360,891,525.55	360,891,525.55	0.00
CERTIFICATES OF DEPOSIT													
YANKEE CD													
BNP PARIBAS NY BRANCH / GOLDMAN SACHS GROUP INC													

ORANGE COUNTY TREASURER-TAX COLLECTOR

Investment Inventory with Market Value by Entity & Instrument

As of 31-Aug-2009

Run Date: 10-Sep-2009 09:31 am
 Print Date: 10-Sep-2009
 As at date: 10-Sep-2009

Page 6 of 16
 User: LL

Deal No.	Deal Date	Settle Date	Maturity Date	CUSIP	Face Value	Coupon	Purchase Yield	Capital	Capital Accrual	Interest Accrual	Book Value	Market Value *	Unrealized Gain/(Loss)
Issuer / Broker													
UNITED STATES DOLLAR													
Money Market Fund													
CERTIFICATES OF DEPOSIT													
YANKEE CD													
406636	08/14/09	08/14/2009	09/14/2009	0556M4JU3	40,000,000.00	0.2100	0.2100	40,000,000.00	0.00	4,200.00	40,000,000.00	39,999,999.60	(0.40)
ROYAL BANK OF CANADA / RBC													
398763	07/07/09	07/07/2009	09/22/2009	78009JUB9	17,400,000.00	0.3050	0.2700	17,401,300.56	(945.86)	8,255.33	17,400,354.70	17,400,336.69	(18.01)
TORONTO DOMINION BANK NY / JP MORGAN CHASE & CO													
381796	03/25/09	03/25/2009	09/25/2009	8911A3K27	5,000,000.00	0.7100	0.7000	5,000,254.64	(221.43)	15,777.77	5,000,033.21	5,001,697.65	1,664.44
Subtotal for YANKEE CD:					62,400,000.00	0.2766	0.2660	62,401,555.20	(1,167.29)	28,233.10	62,400,387.91	62,402,033.94	1,646.03
YANKEE CD FLOATER													
ROYAL BANK OF CANADA / RBC													
381505	03/23/09	03/23/2009	09/23/2009	78009JRX5	25,000,000.00	0.5019	0.5019	25,000,000.00	0.00	3,136.75	25,000,000.00	25,003,850.00	3,850.00
RABOBANK USA FINANCIAL CORP / RABOBANK NEDERLAND													
373417	02/02/09	02/02/2009	02/02/2010	74977GWN5	50,000,000.00	0.4831	0.4831	50,000,000.00	0.00	19,459.40	50,000,000.00	50,023,400.00	23,400.00
RABOBANK NEDERLAND / GOLDMAN SACHS GROUP INC													
388587	05/04/09	05/04/2009	05/04/2010	74977GZN1	15,000,000.00	0.4794	0.4794	15,000,000.00	0.00	5,592.77	15,000,000.00	15,010,230.00	10,230.00
Subtotal for YANKEE CD FLOATER:					90,000,000.00	0.4877	0.4877	90,000,000.00	0.00	28,188.92	90,000,000.00	90,037,480.00	37,480.00
Subtotal for CERTIFICATES OF DEPOSIT:					152,400,000.00	0.4013	0.3969	152,401,555.20	(1,167.29)	56,422.02	152,400,387.91	152,439,513.94	39,126.03
COMMERCIAL PAPER HOLDINGS													
COMMERCIAL PAPER													
MICROSOFT CORP / MORGAN STANLEY													
407725	08/20/09	08/20/2009	09/02/2009	59515CW29	8,000,000.00		0.1300	7,999,624.44	0.00	346.67	7,999,971.11	7,999,971.12	0.01
GENERAL ELECTRIC CO / BANK OF AMERICA													
408753	08/27/09	08/27/2009	09/03/2009	36960LW35	50,000,000.00		0.1000	49,999,027.78	0.00	694.44	49,999,722.22	49,999,611.00	(111.22)
CHEVRON CORP / CHEVRON													
400334	07/14/09	07/14/2009	09/04/2009	1667TOW41	30,000,000.00		0.2300	29,990,033.33	0.00	9,391.67	29,999,425.00	29,999,649.90	224.90
COCA-COLA CO / BANK OF AMERICA													
400343	07/14/09	07/14/2009	09/08/2009	19121AW80	15,000,000.00		0.2000	14,995,333.33	0.00	4,083.34	14,999,416.67	14,999,416.65	(0.02)
DUPONT EI DE NEMOURS CO / CRED SUIS SECURITIES													
405657	08/10/09	08/10/2009	09/09/2009	2635J4W99	12,200,000.00		0.2200	12,197,763.33	0.00	1,640.22	12,199,403.55	12,199,457.83	54.28
NESTLE CAPITAL CORP / BANK OF AMERICA													
390996	05/18/09	05/18/2009	09/15/2009	64105GWF7	5,000,000.00		0.2500	4,995,833.33	0.00	3,680.56	4,999,513.89	4,999,630.55	116.66
TOYOTA MOTOR CREDIT / TOYOTA FINANCIAL SERVICES													
409220	08/28/09	08/28/2009	09/15/2009	89233GWF9	20,000,000.00		0.1500	19,998,500.00	0.00	333.33	19,998,833.33	19,998,911.20	77.87
GENERAL ELECTRIC CO / BANK OF AMERICA													
407518	08/19/09	08/19/2009	09/24/2009	36960LWQ4	45,000,000.00		0.1800	44,991,900.00	0.00	2,925.00	44,994,825.00	44,995,112.55	287.55
CHEVRON FUNDING / CHEVRON													
409222	08/28/09	08/28/2009	09/28/2009	1667X0WU8	8,000,000.00		0.1600	7,998,897.78	0.00	142.22	7,999,040.00	7,998,980.00	(60.00)
WAL-MART STORES INC / GOLDMAN SACHS GROUP INC													
409268	08/31/09	08/31/2009	09/28/2009	93114EWU7	20,000,000.00		0.1400	19,997,822.22	0.00	77.78	19,997,900.00	19,997,150.00	(750.00)

ORANGE COUNTY TREASURER-TAX COLLECTOR

Investment Inventory with Market Value by Entity & Instrument

As of 31-Aug-2009

Run Date: 10-Sep-2009 09:31 am
 Print Date: 10-Sep-2009
 As at date: 10-Sep-2009

Page 7 of 16
 User: LL

Deal No.	Deal Date	Settle Date	Maturity Date	CUSIP	Face Value	Coupon	Purchase Yield	Capital	Capital Accrual	Interest Accrual	Book Value	Market Value *	Unrealized Gain/(Loss)
Issuer / Broker													
UNITED STATES DOLLAR													
<u>Money Market Fund</u>													
COMMERCIAL PAPER HOLDINGS													
COMMERCIAL PAPER													
PRIVATE EXPORT FUND CORP / WELLS FARGO BANK													
401609	07/20/09	07/20/2009	10/23/2009	7426M4XP7	50,000,000.00		0.2500	49,967,013.89	0.00	14,930.56	49,981,944.45	49,977,611.00	(4,333.45)
TOYOTA MOTOR CREDIT / TOYOTA FINANCIAL SERVICES													
393782	06/04/09	06/04/2009	11/12/2009	89233GYC4	5,000,000.00		0.4200	4,990,608.33	0.00	5,191.67	4,995,800.00	4,997,700.00	1,900.00
Subtotal for COMMERCIAL PAPER:					268,200,000.00	0.0000	0.1851	268,122,357.76	0.00	43,437.46	268,165,795.22	268,163,201.80	(2,593.42)
COMMERCIAL PAPER-ABCP													
WAL-MART FUNDING CORP. / CRED SUIS SECURITIES													
406409	08/12/09	08/12/2009	09/09/2009	93114TW91	50,000,000.00		0.2600	49,989,888.89	0.00	7,222.22	49,997,111.11	49,994,111.00	(3,000.11)
WAL-MART FUNDING CORP. / CRED SUIS SECURITIES													
406410	08/12/09	08/12/2009	09/09/2009	93114TW91	25,000,000.00		0.2600	24,994,944.44	0.00	3,611.11	24,998,555.55	24,997,055.50	(1,500.05)
Subtotal for COMMERCIAL PAPER-ABCP:					75,000,000.00	0.0000	0.2600	74,984,833.33	0.00	10,833.33	74,995,666.66	74,991,166.50	(4,500.16)
Subtotal for COMMERCIAL PAPER HOLDINGS:					343,200,000.00		0.2015	343,107,191.09	0.00	54,270.79	343,161,461.88	343,154,368.30	(7,093.58)
GOVERNMENT AGENCY													
DISCOUNT NOTES													
FHLB DISC CORP / JP MORGAN CHASE & CO													
407790	08/21/09	08/21/2009	09/04/2009	313385LG9	50,000,000.00		0.1300	49,997,472.22	0.00	1,986.11	49,999,458.33	49,999,342.00	(116.33)
FREDDIE DISCOUNT / FTN FINANCIAL													
408701	08/26/09	08/26/2009	09/08/2009	313397LL3	21,600,000.00		0.1000	21,599,220.00	0.00	360.00	21,599,580.00	21,599,336.66	(243.34)
FREDDIE DISCOUNT / BARCLAYS CAPITAL													
408702	08/26/09	08/26/2009	09/09/2009	313397LM1	35,000,000.00		0.1000	34,998,638.89	0.00	583.33	34,999,222.22	34,998,771.50	(450.72)
FHLB DISC CORP / UBS FINANCIAL SERVICES													
406639	08/14/09	08/14/2009	09/11/2009	313385LP9	20,000,000.00		0.1400	19,997,822.22	0.00	1,400.00	19,999,222.22	19,999,122.60	(99.62)
FHLB DISC CORP / BARCLAYS CAPITAL													
381741	03/24/09	03/24/2009	09/16/2009	313385LU8	5,000,000.00		0.4400	4,989,244.44	0.00	9,838.89	4,999,083.33	4,999,670.95	587.62
FNMA DISCOUNT / JP MORGAN CHASE & CO													
405669	08/10/09	08/10/2009	09/16/2009	313589LU5	25,000,000.00		0.1600	24,995,888.89	0.00	2,444.44	24,998,333.33	24,998,354.75	21.42
FHLB DISC CORP / RBS GREENWICH CAPITAL													
407727	08/20/09	08/20/2009	09/16/2009	313385LU8	30,000,000.00		0.1400	29,996,850.00	0.00	1,400.00	29,998,250.00	29,998,025.70	(224.30)
FNMA DISCOUNT / RBC													
404091	07/31/09	07/31/2009	09/17/2009	313589LV3	50,000,000.00		0.1400	49,990,666.67	0.00	6,222.22	49,996,888.89	49,996,490.50	(398.39)
FHLB DISC CORP / CRED SUIS SECURITIES													
408188	08/24/09	08/24/2009	09/21/2009	313385LZ7	50,000,000.00		0.1300	49,994,944.44	0.00	1,444.45	49,996,388.89	49,995,613.00	(775.89)
FREDDIE DISCOUNT / CRED SUIS SECURITIES													
386584	04/21/09	04/21/2009	10/19/2009	313397ND9	10,000,000.00		0.3500	9,982,402.78	0.00	12,930.55	9,995,333.33	9,997,894.40	2,561.07
FHLB DISC CORP / JEFFERIES & COMPANY													
386577	04/21/09	04/21/2009	10/30/2009	313385NQ5	10,000,000.00		0.3800	9,979,733.33	0.00	14,038.89	9,993,772.22	9,997,411.90	3,639.68
FREDDIE DISCOUNT / CRED SUIS SECURITIES													

ORANGE COUNTY TREASURER-TAX COLLECTOR

Investment Inventory with Market Value by Entity & Instrument

As of 31-Aug-2009

Run Date: 10-Sep-2009 09:31 am
 Print Date: 10-Sep-2009
 As at date: 10-Sep-2009

Page 8 of 16
 User: LL

Deal No.	Deal Date	Settle Date	Maturity Date	CUSIP	Face Value	Coupon	Purchase Yield	Capital	Capital Accrual	Interest Accrual	Book Value	Market Value *	Unrealized Gain/(Loss)
Issuer / Broker													
UNITED STATES DOLLAR													
Money Market Fund													
GOVERNMENT AGENCY													
DISCOUNT NOTES													
385377	04/14/09	04/14/2009	11/20/2009	313397PM7	2,850,000.00		0.4900	2,841,465.83	0.00	5,430.84	2,846,896.67	2,848,999.91	2,103.24
FHLB DISC CORP / CRED SUIS SECURITIES													
385374	04/14/09	04/14/2009	11/25/2009	313385PS9	5,000,000.00		0.4900	4,984,687.50	0.00	9,527.78	4,994,215.28	4,998,135.80	3,920.52
Subtotal for DISCOUNT NOTES:					314,450,000.00	0.0000	0.1590	314,349,037.21	0.00	67,607.50	314,416,644.71	314,427,169.67	10,524.96
GOVT AGENCY 1													
FREDDIE MAC / RBC													
386807	04/22/09	04/22/2009	09/01/2009	3128X3VA8	7,000,000.00	4.1250	0.3120	7,095,305.00	(95,305.00)	0.00	7,000,000.00	7,000,519.05	519.05
FREDDIE MAC / CRED SUIS SECURITIES													
393064	06/01/09	06/01/2009	09/01/2009	3128X3VA8	9,510,000.00	4.1250	0.2700	9,601,379.21	(91,379.21)	0.00	9,510,000.00	9,510,705.17	705.17
FREDDIE MAC / GOLDMAN SACHS GROUP INC													
391005	05/18/09	05/18/2009	09/22/2009	3128X3WY5	2,500,000.00	4.0000	0.2803	2,531,925.00	(26,518.35)	28,611.11	2,505,406.65	2,505,293.60	(113.05)
FED HM LN BK BD / OPPENHEIMER & CO., INC													
388263	04/30/09	04/30/2009	10/09/2009	3133XMD40	13,000,000.00	4.5000	0.3014	13,240,370.00	(182,923.08)	196,625.00	13,057,446.92	13,057,598.97	152.05
FREDDIE MAC / WELLS FARGO BANK													
398075	06/30/09	06/30/2009	10/30/2009	3128X2M36	7,000,000.00	3.9350	0.2763	7,085,260.00	(43,340.50)	46,673.47	7,041,919.50	7,041,353.90	(565.60)
FREDDIE MAC / OPPENHEIMER & CO., INC													
385372	04/14/09	04/14/2009	11/16/2009	3128X7ST2	20,000,000.00	2.6800	0.4987	20,256,160.00	(165,537.36)	156,333.33	20,090,622.64	20,102,475.40	11,852.76
FANNIE MAE / JP MORGAN CHASE & CO													
364604	12/09/08	12/09/2008	12/15/2009	31359M2S1	10,000,000.00	4.6250	1.3127	10,333,400.00	(238,663.39)	97,638.89	10,094,736.61	10,126,306.90	31,570.29
FANNIE MAE / JP MORGAN CHASE & CO													
364606	12/09/08	12/09/2008	12/15/2009	31359M2S1	50,000,000.00	4.6250	1.3127	51,667,000.00	(1,193,316.94)	488,194.44	50,473,683.06	50,631,534.50	157,851.44
FED HM LN BK BD / STIFFEL NICOLAUS, LLC													
374018	02/05/09	02/05/2009	02/05/2010	3133XSZ50	10,000,000.00	1.0000	1.0000	10,000,000.00	0.00	7,222.22	10,000,000.00	10,030,308.90	30,308.90
FANNIE MAE / OPPENHEIMER & CO., INC													
375185	02/13/09	02/13/2009	02/17/2010	31359MXS7	1,900,000.00	4.3000	1.0413	1,962,111.00	(33,785.65)	3,177.22	1,928,325.35	1,934,736.66	6,411.31
FED HM LN BK BD / OPPENHEIMER & CO., INC													
394873	06/05/09	06/10/2009	06/10/2010	3133XTT63	15,000,000.00	0.5500	0.6787	14,980,800.00	4,320.00	18,562.50	14,985,120.00	15,013,075.20	27,955.20
FANNIE MAE / JP MORGAN CHASE & CO													
398504	07/02/09	07/02/2009	06/15/2010	31359MFS7	20,000,000.00	7.1250	0.5874	21,240,400.00	(213,363.27)	233,541.67	21,027,036.73	21,047,952.60	20,915.87
FANNIE MAE / RBC													
405664	08/10/09	08/10/2009	07/12/2010	31398ASC7	30,000,000.00	3.0000	0.6060	30,659,400.00	(41,709.04)	52,500.00	30,617,690.96	30,651,180.60	33,489.64
FED HM LN BK BD / FINACORP SECURITIES													
398699	07/06/09	07/06/2009	08/02/2010	3133XU4D2	15,000,000.00	0.6000	0.6285	14,995,440.00	649.74	7,250.00	14,996,089.74	15,014,526.45	18,436.71
FANNIE MAE / CITIGROUP GLOBAL MARKETS													
405665	08/10/09	08/10/2009	08/12/2010	31398ASU7	10,000,000.00	3.2500	0.6276	10,262,450.00	(15,225.00)	17,152.78	10,247,225.00	10,275,850.00	28,625.00
FED HM LN BK BD / OPPENHEIMER & CO., INC													
404883	08/05/09	08/05/2009	08/13/2010	3133XRWLO	12,065,000.00	3.3750	0.6180	12,403,423.25	(23,910.34)	20,359.69	12,379,512.91	12,409,093.80	29,580.89
FREDDIE MAC / RBC													

ORANGE COUNTY TREASURER-TAX COLLECTOR

Investment Inventory with Market Value by Entity & Instrument

As of 31-Aug-2009

Run Date: 10-Sep-2009 09:31 am
 Print Date: 10-Sep-2009
 As at date: 10-Sep-2009

Page 9 of 16
 User: LL

Deal No.	Deal Date	Settle Date	Maturity Date	CUSIP	Face Value	Coupon	Purchase Yield	Capital	Capital Accrual	Interest Accrual	Book Value	Market Value *	Unrealized Gain/(Loss)
Issuer / Broker													
UNITED STATES DOLLAR													
Money Market Fund													
GOVERNMENT AGENCY													
GOVT AGENCY 1													
405136	08/06/09	08/06/2009	09/03/2010	3128X8NQ1	15,000,000.00	1.4300	0.6083	15,131,850.00	(8,517.44)	14,895.83	15,123,332.56	15,134,140.35	10,807.79
FREDDIE MAC / OPPENHEIMER & CO., INC													
405667	08/10/09	08/10/2009	09/03/2010	3128X8NQ1	10,000,000.00	1.4300	0.6486	10,082,700.00	(4,534.46)	8,341.67	10,078,165.54	10,089,426.90	11,261.36
Subtotal for GOVT AGENCY 1:					257,975,000.00	3.3807	0.7400	263,529,373.46	(2,373,059.29)	1,397,079.82	261,156,314.17	261,576,078.94	419,764.77
GOVT AGENCY 1.3													
FANNIE MAE / UBS FINANCIAL SERVICES													
366745	12/19/08	12/19/2008	01/15/2010	31359YBK2	4,514,000.00		0.9623	4,467,776.64	30,176.91	0.00	4,497,953.55	4,497,772.08	(181.47)
FREDDIE MAC / FINACORP SECURITIES													
376898	02/24/09	02/24/2009	03/15/2010	3134A33M6	1,852,000.00		1.2007	1,828,683.32	11,444.14	0.00	1,840,127.46	1,842,756.43	2,628.97
Subtotal for GOVT AGENCY 1.3:					6,366,000.00	0.0000	1.0316	6,296,459.96	41,621.05	0.00	6,338,081.01	6,340,528.51	2,447.50
GOVT AGENCY 2													
FREDDIE MAC / GOLDMAN SACHS GROUP INC													
379287	03/11/09	03/11/2009	09/18/2009	3128X7CM4	50,000,000.00	0.1250	0.2847	49,958,500.00	37,806.28	2,430.55	49,996,306.28	49,993,112.00	(3,194.28)
FED HM LN BK BD / FINACORP SECURITIES													
386363	04/20/09	04/20/2009	10/13/2009	3133XSGZ5	4,300,000.00	0.4350	0.0238	4,308,643.00	(6,580.47)	2,597.92	4,302,062.53	4,301,393.20	(669.33)
FED HM LN BK BD / GOLDMAN SACHS GROUP INC													
386587	04/21/09	04/21/2009	10/23/2009	3133XMRH6	5,200,000.00	0.3230	0.0449	5,210,036.00	(7,215.07)	1,866.22	5,202,820.93	5,200,977.60	(1,843.33)
FED HM LN BK BD / BARCLAY CAPITAL													
387580	04/28/09	04/28/2009	11/23/2009	3133XNF61	50,000,000.00	0.2220	0.1319	50,104,050.00	(62,728.71)	2,775.00	50,041,321.29	50,002,500.00	(38,821.29)
FED HM LN BK BD / JP MORGAN CHASE & CO													
370288	01/13/09	01/13/2009	01/13/2010	3133XSUY2	30,000,000.00	0.2100	0.2100	30,000,000.00	0.00	8,750.00	30,000,000.00	29,986,410.00	(13,590.00)
FREDDIE MAC / JP MORGAN CHASE & CO													
373964	02/04/09	02/04/2009	02/04/2010	3128X8HZ8	50,000,000.00	0.3394	0.3394	50,000,000.00	0.00	13,198.11	50,000,000.00	50,008,850.00	8,850.00
FREDDIE MAC / JP MORGAN CHASE & CO													
373965	02/04/09	02/04/2009	02/04/2010	3128X8HZ8	25,000,000.00	0.3394	0.3394	25,000,000.00	0.00	6,599.06	25,000,000.00	25,004,425.00	4,425.00
FED FARM CR BK / RBC													
382430	03/27/09	03/27/2009	04/27/2010	31331GRM3	25,000,000.00	0.3028	0.3028	25,000,000.00	0.00	1,051.42	25,000,000.00	25,006,725.00	6,725.00
FED FARM CR BK / JP MORGAN CHASE & CO													
382494	03/30/09	03/30/2009	04/27/2010	31331GRU5	10,000,000.00	0.4028	0.4129	9,998,913.00	428.72	559.46	9,999,341.72	10,009,300.00	9,958.28
FED FARM CR BK / OPPENHEIMER & CO., INC													
382496	03/30/09	03/30/2009	04/27/2010	31331GRU5	25,000,000.00	0.4028	0.4078	24,998,639.88	536.43	1,398.65	24,999,176.31	25,023,250.00	24,073.69
Subtotal for GOVT AGENCY 2:					274,500,000.00	0.2708	0.2228	274,578,781.88	(37,752.82)	41,226.39	274,541,029.06	274,536,942.80	(4,086.26)
GOVT AGENCY-FLOAT-ACT/360													
FED HM LN BK BD / JP MORGAN CHASE & CO													
408757	08/27/09	08/27/2009	10/02/2009	3133XQKH4	50,000,000.00	0.2110	0.2060	50,000,250.00	(34.72)	1,465.28	50,000,215.28	50,000,100.00	(115.28)
FED HM LN BK BD / JP MORGAN CHASE & CO													
408758	08/27/09	08/27/2009	10/02/2009	3133XQKH4	47,000,000.00	0.2110	0.2060	47,000,235.00	(32.64)	1,377.36	47,000,202.36	47,000,094.00	(108.36)

ORANGE COUNTY TREASURER-TAX COLLECTOR

Investment Inventory with Market Value by Entity & Instrument

As of 31-Aug-2009

Run Date: 10-Sep-2009 09:31 am
 Print Date: 10-Sep-2009
 As at date: 10-Sep-2009

Page 10 of 16
 User: LL

Deal No.	Deal Date	Settle Date	Maturity Date	CUSIP	Face Value	Coupon	Purchase Yield	Capital	Capital Accrual	Interest Accrual	Book Value	Market Value *	Unrealized Gain/(Loss)
Issuer / Broker													
UNITED STATES DOLLAR													
Money Market Fund													
GOVERNMENT AGENCY													
Subtotal for GOVT AGENCY-FLOAT-ACT/360:					97,000,000.00	0.2110	0.2060	97,000,485.00	(67.36)	2,842.64	97,000,417.64	97,000,194.00	(223.64)
GOV'T AGY - CALLABLE													
FED HM LN BK BD / JEFFERIES & COMPANY													
397069	06/23/09	06/23/2009	06/23/2010	3133XTZS8	10,000,000.00	0.7000	0.7000	10,000,000.00	0.00	13,222.22	10,000,000.00	10,010,036.70	10,036.70
FED HM LN BK BD / RBC													
398249	07/01/09	07/01/2009	07/19/2010	3133XTZK5	10,000,000.00	0.6250	0.6777	9,994,500.00	1,222.22	10,416.67	9,995,722.22	10,009,189.70	13,467.48
FED HM LN BK BD / WELLS FARGO BANK													
408194	08/24/09	08/24/2009	08/24/2010	3133XUME0	15,000,000.00	0.7500	0.7500	15,000,000.00	0.00	2,187.50	15,000,000.00	15,009,730.80	9,730.80
FED HM LN BK BD / RBS GREENWICH CAPITAL													
408380	08/25/09	08/25/2009	08/25/2010	3133XUKC6	10,000,000.00	0.6800	0.6800	10,000,000.00	0.00	1,133.33	10,000,000.00	10,003,267.70	3,267.70
FED HM LN BK BD / CRED SUIS SECURITIES													
408755	08/27/09	08/27/2009	08/27/2010	3133XUKZ5	15,000,000.00	0.7000	0.7000	15,000,000.00	0.00	1,166.67	15,000,000.00	15,006,347.40	6,347.40
Subtotal for GOV'T AGY - CALLABLE:					60,000,000.00	0.6967	0.7055	59,994,500.00	1,222.22	28,126.39	59,995,722.22	60,038,572.30	42,850.08
GOV'T AGY - STEP UP													
FED HM LN BK BD / OPPENHEIMER & CO., INC													
400328	05/20/09	05/20/2009	05/20/2010	3133XTMU7	500,000.00	0.5000	0.5000	500,000.00	0.00	701.39	500,000.00	500,338.69	338.69
Subtotal for GOV'T AGY - STEP UP:					500,000.00	0.5000	0.5000	500,000.00	0.00	701.39	500,000.00	500,338.69	338.69
Subtotal for GOVERNMENT AGENCY:					1,010,791,000.00	0.9982	0.3672	1,016,248,637.51	(2,368,036.20)	1,537,584.13	1,013,948,208.81	1,014,419,824.91	471,616.10
MEDIUM TERM NOTES													
MEDIUM TERM NOTE													
IBM CORP / OPPENHEIMER & CO., INC													
389299	05/07/09	05/07/2009	09/15/2009	459200AZ4	205,000.00	4.2500	0.8506	207,451.80	(2,183.63)	2,758.96	205,268.17	206,184.90	916.73
WELLS FARGO BANK / RBC													
403551	07/29/09	07/29/2009	12/15/2009	98151GAA3	5,000,000.00	4.1250	0.9125	5,060,000.00	(14,117.65)	18,333.33	5,045,882.35	5,052,350.00	6,467.65
WELLS FARGO BANK / WELLS FARGO BANK													
376095	02/19/09	02/19/2009	01/15/2010	949746J11	6,500,000.00	4.2000	2.3302	6,608,160.00	(63,701.60)	34,883.33	6,544,458.40	6,591,325.00	46,866.60
WELLS FARGO BANK / WELLS FARGO BANK													
394871	06/10/09	06/10/2009	01/15/2010	949746J11	2,000,000.00	4.2000	1.6282	2,030,420.00	(11,460.56)	10,733.33	2,018,959.44	2,028,100.00	9,140.56
BANK OF AMERICA CORP / MORGAN STANLEY													
407533	08/19/09	08/19/2009	08/01/2010	060505BU7	1,000,000.00	4.5000	2.0262	1,023,150.00	(812.28)	1,500.00	1,022,337.72	1,027,890.00	5,552.28
WELLS FARGO BANK / RBC													
404297	08/03/09	08/03/2009	08/09/2010	949746MZ1	12,000,000.00	4.6250	1.1521	12,420,000.00	(32,131.15)	33,916.67	12,387,868.85	12,378,000.00	(9,868.85)
Subtotal for MEDIUM TERM NOTE:					26,705,000.00	4.3886	1.4601	27,349,181.80	(124,406.87)	102,125.62	27,224,774.93	27,283,849.90	59,074.97
MEDIUM TERM NOTE FLOATER													
BANK OF AMERICA CORP / BARCLAY CAPITAL													
406390	08/13/09	08/13/2009	09/25/2009	060505CP7	20,120,000.00	0.7213	0.3165	20,130,120.36	(4,471.79)	7,658.87	20,125,648.57	20,126,237.20	588.63
JP MORGAN CHASE & CO / JP MORGAN CHASE & CO													

ORANGE COUNTY TREASURER-TAX COLLECTOR

Investment Inventory with Market Value by Entity & Instrument

As of 31-Aug-2009

Run Date: 10-Sep-2009 09:31 am
 Print Date: 10-Sep-2009
 As at date: 10-Sep-2009

Page 11 of 16
 User: LL

Deal No.	Deal Date	Settle Date	Maturity Date	CUSIP	Face Value	Coupon	Purchase Yield	Capital	Capital Accrual	Interest Accrual	Book Value	Market Value *	Unrealized Gain/(Loss)
Issuer / Broker													
UNITED STATES DOLLAR													
<u>Money Market Fund</u>													
MEDIUM TERM NOTES													
MEDIUM TERM NOTE FLOATER													
407729	08/20/09	08/20/2009	11/19/2009	46623EHS1	24,000,000.00	0.7813	0.3552	24,025,824.00	(3,405.36)	6,250.00	24,022,418.64	24,027,840.00	5,421.36
TOYOTA MOTOR CREDIT / JP MORGAN CHASE & CO													
365582	12/12/08	12/12/2008	12/03/2009	89233P2U9	50,000,000.00	1.6500	1.6394	50,004,800.00	(3,546.07)	206,250.00	50,001,253.93	49,665,000.00	(336,253.93)
TOYOTA MOTOR CREDIT / TOYOTA MOTOR CREDIT													
372659	01/28/09	01/28/2009	01/29/2010	89233P3D6	20,000,000.00	1.7463	1.7463	20,000,000.00	0.00	32,984.72	20,000,000.00	20,116,060.00	116,060.00
BANK OF AMERICA NA / RBC													
409229	08/28/09	08/28/2009	05/12/2010	06050TLF7	15,000,000.00	1.0588	0.8221	15,025,200.00	(392.22)	1,764.58	15,024,807.78	14,637,541.95	(387,265.83)
Subtotal for MEDIUM TERM NOTE FLOATER:					129,120,000.00	1.2900	1.1161	129,185,944.36	(11,815.44)	254,908.17	129,174,128.92	128,572,679.15	(601,449.77)
Subtotal for MEDIUM TERM NOTES:					155,825,000.00	1.8210	1.1751	156,535,126.16	(136,222.31)	357,033.79	156,398,903.85	155,856,529.05	(542,374.80)
MUNICIPAL DEBT													
MUNI INT BEARING CP													
COUNTY OF ORANGE / BARCLAY CAPITAL													
405139	08/06/09	08/06/2009	09/03/2009	68441RGM0	45,000,000.00	0.6500	0.6500	45,000,000.00	0.00	20,835.62	45,000,000.00	44,999,999.55	(0.45)
COUNTY OF ORANGE / JP MORGAN CHASE & CO													
407726	08/20/09	08/20/2009	10/16/2009	68441RGW8	34,325,000.00	0.5000	0.5000	34,325,000.00	0.00	5,642.47	34,325,000.00	34,324,996.22	(3.78)
Subtotal for MUNI INT BEARING CP:					79,325,000.00	0.5851	0.5851	79,325,000.00	0.00	26,478.09	79,325,000.00	79,324,995.77	(4.23)
Subtotal for MUNICIPAL DEBT:					79,325,000.00	0.5851	0.5851	79,325,000.00	0.00	26,478.09	79,325,000.00	79,324,995.77	(4.23)
Total Money Market Fund :					2,102,432,525.55	0.6660	0.3849	2,108,509,035.51	(2,505,425.80)	2,031,788.82	2,106,125,488.00	2,106,086,757.52	(38,730.48)
Net Asset Value (NAV):												0.999982	
<u>OC Extended Fund B</u>													
ASSET-BACK SECURITIES													
US RESTRICTED P-T NOTES A													
SERPENTINE FUNDING LIMITED / SERPENTINE FUNDING LTD													
391446	05/07/09	08/06/2009	09/09/2009	81753BAA2	9,865,452.52	0.0000	0.0000	9,865,452.52	0.00	0.00	9,865,452.52	7,441,629.22	(2,423,823.30)
Subtotal for US RESTRICTED P-T NOTES A:					9,865,452.52	0.0000	0.0000	9,865,452.52	0.00	0.00	9,865,452.52	7,441,629.22	(2,423,823.30)
US RESTRICTED P-T NOTES B													
SERPENTINE FUNDING LIMITED / SERPENTINE FUNDING LTD													
391447	05/07/09	08/06/2009	09/09/2009	81753BAB0	7,753,839.49	0.0000	0.0000	7,753,839.49	0.00	0.00	7,753,839.49	5,848,814.17	(1,905,025.32)
Subtotal for US RESTRICTED P-T NOTES B:					7,753,839.49	0.0000	0.0000	7,753,839.49	0.00	0.00	7,753,839.49	5,848,814.17	(1,905,025.32)
US RESTRICTED P-T NOTES C													
SERPENTINE FUNDING LIMITED / SERPENTINE FUNDING LTD													
391448	05/07/09	08/06/2009	09/09/2009	81753BAC8	19,335,964.63	0.0000	0.0000	19,335,964.63	0.00	0.00	19,335,964.63	14,585,350.15	(4,750,614.48)
Subtotal for US RESTRICTED P-T NOTES C:					19,335,964.63	0.0000	0.0000	19,335,964.63	0.00	0.00	19,335,964.63	14,585,350.15	(4,750,614.48)

ORANGE COUNTY TREASURER-TAX COLLECTOR

Investment Inventory with Market Value by Entity & Instrument

As of 31-Aug-2009

Run Date: 10-Sep-2009 09:31 am
 Print Date: 10-Sep-2009
 As at date: 10-Sep-2009

Page 12 of 16
 User: LL

Deal No.	Deal Date	Settle Date	Maturity Date	CUSIP	Face Value	Coupon	Purchase Yield	Capital	Capital Accrual	Interest Accrual	Book Value	Market Value *	Unrealized Gain/(Loss)
Issuer / Broker													
UNITED STATES DOLLAR													
<u>OC Extended Fund B</u>													
ASSET-BACK SECURITIES													
US RESTRICTED P-T NOTES D													
SERPENTINE FUNDING LIMITED / SERPENTINE FUNDING LTD													
391451	05/07/09	08/06/2009	09/09/2009	81753BAD6	7,846,807.05		0.0000	7,846,807.05	0.00	0.00	7,846,807.05	5,918,940.72	(1,927,866.33)
Subtotal for US RESTRICTED P-T NOTES D:					7,846,807.05	0.0000	0.0000	7,846,807.05	0.00	0.00	7,846,807.05	5,918,940.72	(1,927,866.33)
US RESTRICTED P-T NOTES E													
SERPENTINE FUNDING LIMITED / SERPENTINE FUNDING LTD													
391452	05/07/09	08/06/2009	09/09/2009	81753BAE4	6,756,897.02		0.0000	6,756,897.02	0.00	0.00	6,756,897.02	5,096,808.50	(1,660,088.52)
Subtotal for US RESTRICTED P-T NOTES E:					6,756,897.02	0.0000	0.0000	6,756,897.02	0.00	0.00	6,756,897.02	5,096,808.50	(1,660,088.52)
Subtotal for ASSET-BACK SECURITIES:					51,558,960.71	0.0000	0.0000	51,558,960.71	0.00	0.00	51,558,960.71	38,891,542.77	(12,667,417.94)
Total OC Extended Fund B :					51,558,960.71	0.0000	0.0000	51,558,960.71	0.00	0.00	51,558,960.71	38,891,542.77	(12,667,417.94)
Net Asset Value (NAV):												0.754312	
<u>Schools Money Market Fund</u>													
FUNDS													
MORGAN STANLEY GOVT 8302-694													
			08/31/2009		10,006,729.16		0.0940	10,006,729.16	0.00	0.00	10,006,729.16	10,006,729.16	0.00
TEMPFUND694													
			09/08/2009		119,700,299.67		0.2200	119,700,299.67	0.00	0.00	119,700,299.67	119,700,299.67	0.00
GOLDMAN SACHS 694													
			09/08/2009		125,154,362.59		0.2200	125,154,362.59	0.00	0.00	125,154,362.59	125,154,362.59	0.00
Subtotal for FUNDS:					254,861,391.42	0.2151	0.2151	254,861,391.42	0.00	0.00	254,861,391.42	254,861,391.42	0.00
CERTIFICATES OF DEPOSIT													
YANKEE CD													
BNP PARIBAS NY BRANCH / GOLDMAN SACHS GROUP INC													
406637	08/14/09	08/14/2009	09/14/2009	0556M4JU3	30,000,000.00	0.2100	0.2100	30,000,000.00	0.00	3,150.00	30,000,000.00	29,999,999.70	(0.30)
Subtotal for YANKEE CD:					30,000,000.00	0.2100	0.2100	30,000,000.00	0.00	3,150.00	30,000,000.00	29,999,999.70	(0.30)
YANKEE CD FLOATER													
ROYAL BANK OF CANADA / RBC													
381507	03/23/09	03/23/2009	09/23/2009	78009JRX5	23,000,000.00	0.5019	0.5019	23,000,000.00	0.00	2,885.81	23,000,000.00	23,003,542.00	3,542.00
RABOBANK USA FINANCIAL CORP / RABOBANK NEDERLAND													
373418	02/02/09	02/02/2009	02/02/2010	74977GVN5	25,000,000.00	0.4831	0.4831	25,000,000.00	0.00	9,729.70	25,000,000.00	25,011,700.00	11,700.00
RABOBANK NEDERLAND / GOLDMAN SACHS GROUP INC													
388586	05/04/09	05/04/2009	05/04/2010	74977GZNI	15,000,000.00	0.4794	0.4794	15,000,000.00	0.00	5,592.77	15,000,000.00	15,010,230.00	10,230.00
Subtotal for YANKEE CD FLOATER:					63,000,000.00	0.4891	0.4891	63,000,000.00	0.00	18,208.28	63,000,000.00	63,025,472.00	25,472.00
Subtotal for CERTIFICATES OF DEPOSIT:					93,000,000.00	0.3991	0.3991	93,000,000.00	0.00	21,358.28	93,000,000.00	93,025,471.70	25,471.70

ORANGE COUNTY TREASURER-TAX COLLECTOR

Investment Inventory with Market Value by Entity & Instrument

As of 31-Aug-2009

Run Date: 10-Sep-2009 09:31 am
 Print Date: 10-Sep-2009
 As at date: 10-Sep-2009

Page 13 of 16
 User: LL

Deal No.	Deal Date	Settle Date	Maturity Date	CUSIP	Face Value	Coupon	Purchase Yield	Capital	Capital Accrual	Interest Accrual	Book Value	Market Value *	Unrealized Gain/(Loss)
Issuer / Broker													
UNITED STATES DOLLAR													
<u>Schools Money Market Fund</u>													
COMMERCIAL PAPER HOLDINGS													
COMMERCIAL PAPER													
ALCON CAPITAL CORP. / MORGAN STANLEY													
409272	08/31/09	08/31/2009	09/01/2009	01388LW17	15,000,000.00		0.1000	14,999,958.33	0.00	41.67	15,000,000.00	14,999,950.05	(49.95)
CHEVRON FUNDING / CHEVRON													
409275	08/31/09	08/31/2009	09/01/2009	1667X0W12	10,000,000.00		0.1000	9,999,972.22	0.00	27.78	10,000,000.00	9,999,969.40	(30.60)
JP MORGAN CHASE & CO / JP MORGAN CHASE & CO													
406388	08/13/09	08/13/2009	09/03/2009	4662J0W32	30,000,000.00		0.1800	29,996,850.00	0.00	2,850.00	29,999,700.00	29,999,683.20	(16.80)
IBM CORP / BARCLAYS CAPITAL													
404094	07/31/09	07/31/2009	09/08/2009	45920FW87	25,000,000.00		0.1500	24,995,937.50	0.00	3,333.33	24,999,270.83	24,999,027.75	(243.08)
GENERAL ELECTRIC CO / BANK OF AMERICA													
408700	08/26/09	08/26/2009	09/23/2009	36960LWP6	50,000,000.00		0.1600	49,993,777.78	0.00	1,333.33	49,995,111.11	49,994,805.50	(305.61)
JOHNSON & JOHNSON / DEUTSCHE													
396090	06/17/09	06/17/2009	10/13/2009	47816FXD8	25,000,000.00		0.2500	24,979,513.89	0.00	13,194.44	24,992,708.33	24,992,416.75	(291.58)
Subtotal for COMMERCIAL PAPER:					155,000,000.00	0.0000	0.1671	154,966,009.72	0.00	20,780.55	154,986,790.27	154,985,852.65	(937.62)
COMMERCIAL PAPER-ABCP													
WAL-MART FUNDING CORP. / CRED SUIS SECURITIES													
406411	08/12/09	08/12/2009	09/09/2009	93114TW91	50,000,000.00		0.2600	49,989,888.89	0.00	7,222.22	49,997,111.11	49,994,111.00	(3,000.11)
Subtotal for COMMERCIAL PAPER-ABCP:					50,000,000.00	0.0000	0.2600	49,989,888.89	0.00	7,222.22	49,997,111.11	49,994,111.00	(3,000.11)
Subtotal for COMMERCIAL PAPER HOLDINGS:					205,000,000.00		0.1898	204,955,898.61	0.00	28,002.77	204,983,901.38	204,979,963.65	(3,937.73)
GOVERNMENT AGENCY													
DISCOUNT NOTES													
FHLB DISC CORP / UBS FINANCIAL SERVICES													
349682	09/04/08	09/04/2008	09/01/2009	313385LD6	50,000,000.00		2.9000	48,541,944.44	0.00	1,458,055.56	50,000,000.00	49,999,870.50	(129.50)
FHLB DISC CORP / BARCLAYS CAPITAL													
403828	07/30/09	07/30/2009	09/08/2009	313385LL8	50,000,000.00		0.1600	49,991,111.11	0.00	7,333.33	49,998,444.44	49,998,464.50	20.06
FHLB DISC CORP / JP MORGAN CHASE & CO													
405662	08/10/09	08/10/2009	09/10/2009	313385LN4	50,000,000.00		0.1600	49,993,111.11	0.00	4,888.89	49,998,000.00	49,998,026.00	26.00
FHLB DISC CORP / CITIGROUP GLOBAL MARKETS													
407129	08/18/09	08/18/2009	09/11/2009	313385LP9	20,000,000.00		0.1400	19,998,133.33	0.00	1,088.89	19,999,222.22	19,999,122.60	(99.62)
FNMA DISCOUNT / BANK OF AMERICA													
403825	07/30/09	07/30/2009	09/30/2009	313589M9	50,000,000.00		0.1500	49,987,083.33	0.00	6,875.00	49,993,958.33	49,993,639.00	(319.33)
FNMA DISCOUNT / JP MORGAN CHASE & CO													
403826	07/30/09	07/30/2009	09/30/2009	313589M9	50,000,000.00		0.1500	49,987,083.33	0.00	6,875.00	49,993,958.33	49,993,639.00	(319.33)
FREDDIE DISCOUNT / CRED SUIS SECURITIES													
386585	04/21/09	04/21/2009	10/19/2009	313397ND9	10,000,000.00		0.3500	9,982,402.78	0.00	12,930.55	9,995,333.33	9,997,894.40	2,561.07
FHLB DISC CORP / JEFFERIES & COMPANY													
386578	04/21/09	04/21/2009	10/30/2009	313385NQ5	10,000,000.00		0.3800	9,979,733.33	0.00	14,038.89	9,993,772.22	9,997,411.90	3,639.68
Subtotal for DISCOUNT NOTES:					290,000,000.00	0.0000	0.6417	288,460,602.76	0.00	1,512,086.11	289,972,688.87	289,978,067.90	5,379.03

ORANGE COUNTY TREASURER-TAX COLLECTOR

Investment Inventory with Market Value by Entity & Instrument

As of 31-Aug-2009

Run Date: 10-Sep-2009 09:31 am
 Print Date: 10-Sep-2009
 As at date: 10-Sep-2009

Page 14 of 16
 User: LL

Deal No.	Deal Date	Settle Date	Maturity Date	CUSIP	Face Value	Coupon	Purchase Yield	Capital	Capital Accrual	Interest Accrual	Book Value	Market Value *	Unrealized Gain/(Loss)
Issuer / Broker													
UNITED STATES DOLLAR													
<u>Schools Money Market Fund</u>													
GOVERNMENT AGENCY													
GOVT AGENCY 1													
FED HM LN BK BD / OPPENHEIMER & CO., INC													
388982	05/05/09	05/05/2009	09/10/2009	3133XQ6P2	1,000,000.00	2.7500	0.3496	1,008,290.00	(7,693.12)	8,861.11	1,000,596.88	1,000,569.45	(27.43)
FANNIE MAE / OPPENHEIMER & CO., INC													
390992	05/18/09	05/18/2009	09/15/2009	31359MEY5	6,620,000.00	6.6250	0.2416	6,757,034.00	(120,636.77)	125,481.18	6,636,397.23	6,636,788.32	391.09
FED HM LN BK BD / FTN FINANCIAL													
385634	04/15/09	04/15/2009	11/13/2009	3133MUGP4	4,000,000.00	4.2500	0.5297	4,085,720.00	(56,047.69)	50,055.56	4,029,672.31	4,032,038.64	2,366.33
FED HM LN BK BD / STIFFEL NICOLAUS, LLC													
374019	02/05/09	02/05/2009	02/05/2010	3133XSZ50	10,000,000.00	1.0000	1.0000	10,000,000.00	0.00	7,222.22	10,000,000.00	10,030,308.90	30,308.90
FED HM LN BK BD / FINACORP SECURITIES													
398698	07/06/09	07/06/2009	08/02/2010	3133XU4D2	10,000,000.00	0.6000	0.6285	9,996,960.00	433.16	4,833.33	9,997,393.16	10,009,684.30	12,291.14
FANNIE MAE / CITIGROUP GLOBAL MARKETS													
405666	08/10/09	08/10/2009	08/12/2010	31398ASU7	10,000,000.00	3.2500	0.6276	10,262,450.00	(15,225.00)	17,152.78	10,247,225.00	10,275,850.00	28,625.00
FED HM LN BK BD / OPPENHEIMER & CO., INC													
404884	08/05/09	08/05/2009	08/13/2010	3133XRWL0	10,000,000.00	3.3750	0.6180	10,280,500.00	(19,817.93)	16,875.00	10,260,682.07	10,285,200.00	24,517.93
FREDDIE MAC / OPPENHEIMER & CO., INC													
403824	07/30/09	07/30/2009	08/23/2010	3137EAAX7	25,000,000.00	5.1250	0.6084	26,195,500.00	(96,763.71)	28,472.22	26,098,736.29	26,164,375.00	65,638.71
FREDDIE MAC / RBC													
405137	08/06/09	08/06/2009	09/03/2010	3128X8N1	10,000,000.00	1.4300	0.6083	10,087,900.00	(5,678.29)	9,930.56	10,082,221.71	10,089,426.90	7,205.19
FREDDIE MAC / OPPENHEIMER & CO., INC													
405668	08/10/09	08/10/2009	09/03/2010	3128X8N1	10,000,000.00	1.4300	0.6486	10,082,700.00	(4,534.46)	8,341.67	10,078,165.54	10,089,426.90	11,261.36
Subtotal for GOVT AGENCY 1:					96,620,000.00	3.1317	0.6271	98,757,054.00	(325,963.81)	277,225.63	98,431,090.19	98,613,668.41	182,578.22
GOVT AGENCY 1.3													
FANNIE MAE / FINACORP SECURITIES													
371735	01/22/09	01/22/2009	01/15/2010	31359YBK2	11,063,000.00		1.0622	10,948,674.99	70,926.85	0.00	11,019,601.84	11,023,228.29	3,626.45
FANNIE MAE / JEFFERIES & COMPANY													
405370	08/07/09	08/07/2009	06/15/2010	31358DDL5	4,399,000.00		0.6577	4,374,356.80	1,920.25	0.00	4,376,277.05	4,364,360.29	(11,916.76)
Subtotal for GOVT AGENCY 1.3:					15,462,000.00	0.0000	0.9471	15,323,031.79	72,847.10	0.00	15,395,878.89	15,387,588.59	(8,290.30)
GOVT AGENCY 2													
FREDDIE MAC / FINACORP SECURITIES													
353058	09/25/08	09/25/2008	09/18/2009	3128X7CQ5	37,500,000.00	0.2588	0.2956	37,486,226.25	13,119.69	3,503.91	37,499,345.94	37,502,325.00	2,979.06
FED HM LN BK BD / BARCLAY CAPITAL													
387579	04/28/09	04/28/2009	11/23/2009	3133XNMF1	50,000,000.00	0.2220	0.1319	50,104,050.00	(62,728.71)	2,775.00	50,041,321.29	50,002,500.00	(38,821.29)
FED HM LN BK BD / OPPENHEIMER & CO., INC													
372661	01/28/09	01/28/2009	01/13/2010	3133XSUY2	7,000,000.00	0.2100	0.2465	6,997,550.00	1,512.00	2,041.67	6,999,062.00	6,996,829.00	(2,233.00)
FREDDIE MAC / BARCLAY CAPITAL													
373967	02/04/09	02/04/2009	02/04/2010	3128X8HZ8	25,000,000.00	0.3394	0.3394	25,000,000.00	0.00	6,599.06	25,000,000.00	25,004,425.00	4,425.00
FED FARM CR BK / RBC													
382434	03/27/09	03/27/2009	04/27/2010	31331GRM3	25,000,000.00	0.3028	0.3028	25,000,000.00	0.00	1,051.42	25,000,000.00	25,006,725.00	6,725.00

ORANGE COUNTY TREASURER-TAX COLLECTOR

Investment Inventory with Market Value by Entity & Instrument

As of 31-Aug-2009

Run Date: 10-Sep-2009 09:31 am
 Print Date: 10-Sep-2009
 As at date: 10-Sep-2009

Page 15 of 16
 User: LL

Deal No.	Deal Date	Settle Date	Maturity Date	CUSIP	Face Value	Coupon	Purchase Yield	Capital	Capital Accrual	Interest Accrual	Book Value	Market Value *	Unrealized Gain/(Loss)
Issuer / Broker													
UNITED STATES DOLLAR													
<u>Schools Money Market Fund</u>													
GOVERNMENT AGENCY													
GOVT AGENCY 2													
FED FARM CR BK / OPPENHEIMER & CO., INC													
382497	03/30/09	03/30/2009	04/27/2010	31331GRU5	25,000,000.00	0.4028	0.4078	24,998,639.88	536.43	1,398.65	24,999,176.31	25,023,250.00	24,073.69
Subtotal for GOVT AGENCY 2:					169,500,000.00	0.2855	0.1915	169,586,466.13	(47,560.59)	17,369.71	169,538,905.54	169,536,054.00	(2,851.54)
GOV'T AGY - CALLABLE													
FED HM LN BK BD / OPPENHEIMER & CO., INC													
396336	06/18/09	06/18/2009	06/18/2010	3133XTWM4	30,000,000.00	0.8000	0.8000	30,000,000.00	0.00	48,666.67	30,000,000.00	30,043,350.60	43,350.60
FED HM LN BK BD / JEFFERIES & COMPANY													
397070	06/23/09	06/23/2009	06/23/2010	3133XTZS8	10,000,000.00	0.7000	0.7000	10,000,000.00	0.00	13,222.22	10,000,000.00	10,010,036.70	10,036.70
FED HM LN BK BD / RBC													
398248	07/01/09	07/01/2009	07/19/2010	3133XTZK5	10,000,000.00	0.6250	0.6777	9,994,500.00	1,222.22	10,416.67	9,995,722.22	10,009,189.70	13,467.48
FED HM LN BK BD / WELLS FARGO BANK													
408195	08/24/09	08/24/2009	08/24/2010	3133XUME0	10,000,000.00	0.7500	0.7500	10,000,000.00	0.00	1,458.33	10,000,000.00	10,006,487.20	6,487.20
FED HM LN BK BD / RBS GREENWICH CAPITAL													
408271	08/25/09	08/25/2009	08/25/2010	3133XUKC6	10,000,000.00	0.6800	0.6800	10,000,000.00	0.00	1,133.33	10,000,000.00	10,003,267.70	3,267.70
FED HM LN BK BD / CRED SUIS SECURITIES													
408756	08/27/09	08/27/2009	08/27/2010	3133XUKZ5	10,000,000.00	0.7000	0.7000	10,000,000.00	0.00	777.78	10,000,000.00	10,004,231.60	4,231.60
Subtotal for GOV'T AGY - CALLABLE:					80,000,000.00	0.7319	0.7385	79,994,500.00	1,222.22	75,675.00	79,995,722.22	80,076,563.50	80,841.28
Subtotal for GOVERNMENT AGENCY:					651,582,000.00	0.6285	0.5416	652,121,654.68	(299,455.08)	1,882,356.45	653,334,285.71	653,591,942.40	257,656.69
MEDIUM TERM NOTES													
MEDIUM TERM NOTE FLOATER													
WELLS FARGO BANK / WELLS FARGO BANK													
373134	01/30/09	01/30/2009	09/15/2009	949746JD4	5,090,000.00	0.7294	1.0494	5,079,820.00	9,554.91	8,043.84	5,089,374.91	5,092,239.60	2,864.69
WELLS FARGO BANK / WELLS FARGO BANK													
373135	01/30/09	01/30/2009	09/15/2009	949746JD4	6,000,000.00	0.7294	1.0494	5,988,000.00	11,263.16	9,481.94	5,999,263.16	6,002,640.00	3,376.84
WELLS FARGO BANK / RBC													
389996	05/12/09	05/12/2009	09/15/2009	949746JD4	2,900,000.00	0.7294	0.7690	2,899,710.00	257.78	4,582.94	2,899,967.78	2,901,276.00	1,308.22
WELLS FARGO BANK / MORGAN STANLEY													
373419	02/02/09	02/02/2009	09/23/2009	94974BEL0	11,804,000.00	0.7819	1.5718	11,744,980.00	53,447.30	17,945.88	11,798,427.30	11,808,013.36	9,586.06
BANK OF AMERICA NA / FINACORP SECURITIES													
391471	05/20/09	05/20/2009	09/25/2009	060505CQ5	10,000,000.00	0.3138	2.3531	9,926,800.00	59,475.00	5,577.77	9,986,275.00	10,001,050.00	14,775.00
BANK OF AMERICA NA / RBC													
391162	05/18/09	05/18/2009	11/06/2009	060505CT9	6,400,000.00	0.5906	1.9771	6,358,400.00	25,637.21	2,730.02	6,384,037.21	6,403,776.00	19,738.79
JP MORGAN CHASE & CO / JP MORGAN CHASE & CO													
407732	08/20/09	08/20/2009	11/19/2009	46623EHS1	15,000,000.00	0.7813	0.3552	15,016,140.00	(2,128.35)	3,906.25	15,014,011.65	15,017,400.00	3,388.35
TOYOTA MOTOR CREDIT / JP MORGAN CHASE & CO													
365584	12/12/08	12/12/2008	12/03/2009	89233P2U9	40,000,000.00	1.6500	1.6394	40,003,840.00	(2,836.85)	165,000.00	40,001,003.15	39,732,000.00	(269,003.15)
TOYOTA MOTOR CREDIT / BANK OF AMERICA													

ORANGE COUNTY TREASURER-TAX COLLECTOR

Investment Inventory with Market Value by Entity & Instrument

As of 31-Aug-2009

Run Date: 10-Sep-2009 09:31 am
 Print Date: 10-Sep-2009
 As at date: 10-Sep-2009

Page 16 of 16
 User: LL

Deal No.	Deal Date	Settle Date	Maturity Date	CUSIP	Face Value	Coupon	Purchase Yield	Capital	Capital Accrual	Interest Accrual	Book Value	Market Value *	Unrealized Gain/(Loss)
Issuer / Broker													
UNITED STATES DOLLAR													
<u>Schools Money Market Fund</u>													
MEDIUM TERM NOTES													
MEDIUM TERM NOTE FLOATER													
366734	12/19/08	12/19/2008	12/21/2009	89233P2Y1	25,000,000.00	1.5988	1.5988	25,000,000.00	0.00	14,433.16	25,000,000.00	25,102,275.00	102,275.00
U.S. BANK / CRED SUIS SECURITIES													
374651	02/09/09	02/09/2009	02/04/2010	91159HGN4	6,000,000.00	0.8794	1.6763	5,953,320.00	26,452.00	4,103.77	5,979,772.00	6,012,240.00	32,468.00
JP MORGAN CHASE & CO / OPPENHEIMER & CO., INC													
409227	08/28/09	08/28/2009	05/07/2010	46623ECX5	9,400,000.00	0.3256	0.3961	9,395,403.40	72.96	340.10	9,395,476.36	9,395,394.00	(82.36)
BANK OF AMERICA NA / RBC													
409228	08/28/09	08/28/2009	05/12/2010	06050TLF7	7,820,000.00	1.0588	0.8221	7,833,137.60	(204.48)	919.94	7,832,933.12	7,631,038.54	(201,894.58)
Subtotal for MEDIUM TERM NOTE FLOATER:					145,414,000.00	1.1048	1.3732	145,199,551.00	180,990.64	237,065.61	145,380,541.64	145,099,342.50	(281,199.14)
Subtotal for MEDIUM TERM NOTES:					145,414,000.00	1.1048	1.3732	145,199,551.00	180,990.64	237,065.61	145,380,541.64	145,099,342.50	(281,199.14)
MUNICIPAL DEBT													
MUNI BOND VAR-OCBE													
OC BOARD OF EDUCATION /													
363355	12/01/08	12/04/2008	12/01/2009	684216AA2	18,455,000.00	3.7700	3.7700	18,455,000.00	0.00	175,368.01	18,455,000.00	18,511,103.20	56,103.20
Subtotal for MUNI BOND VAR-OCBE:					18,455,000.00	3.7700	3.7700	18,455,000.00	0.00	175,368.01	18,455,000.00	18,511,103.20	56,103.20
MUNI INT BEARING CP													
COUNTY OF ORANGE / CITIGROUP GLOBAL MARKETS													
407535	08/19/09	08/19/2009	09/09/2009	68441RGV0	15,615,000.00	0.5500	0.5500	15,615,000.00	0.00	3,058.83	15,615,000.00	15,615,128.04	128.04
COUNTY OF ORANGE / CITIGROUP GLOBAL MARKETS													
408705	08/26/09	08/26/2009	09/24/2009	68441RHA5	33,780,000.00	0.4800	0.4800	33,780,000.00	0.00	2,665.38	33,780,000.00	33,779,999.32	(0.68)
Subtotal for MUNI INT BEARING CP:					49,395,000.00	0.5021	0.5021	49,395,000.00	0.00	5,724.21	49,395,000.00	49,395,127.37	127.37
Subtotal for MUNICIPAL DEBT:					67,850,000.00	1.3910	1.3910	67,850,000.00	0.00	181,092.22	67,850,000.00	67,906,230.57	56,230.57
Total Schools Money Market Fund :					1,417,707,391.42	0.4949	0.5486	1,417,988,495.71	(118,464.44)	2,349,875.33	1,419,410,120.15	1,419,464,342.23	54,222.08
Net Asset Value (NAV):												1.000038	
Total Investments:					5,992,536,877.68	1.1010	0.8878	6,005,485,494.36	(4,773,564.14)	14,073,078.40	6,002,378,652.27	6,007,510,922.46	5,132,270.19

Report Parameters

Deals [Settlement Date] <= 31-Aug-2009
 Deals [Entity Name] include list Extended Fund, Money Market Fund, OC Extended Fund B, Schools Money Market Fund
 Bank Accounts [Account Name] include list GOLDMAN SACHS 692, GOLDMAN SACHS 694, MORGAN STANLEY GOV...

* Market values provided by Bloomberg

* Market values provided by Bloomberg

ORANGE COUNTY TREASURER-TAX COLLECTOR

Investment Inventory with Market Value by Entity & Instrument

As of 31-Aug-2009

Run Date: 11-Sep-2009 09:25 am
 Print Date: 11-Sep-2009
 As at date: 11-Sep-2009

Page 1 of 7
 User: MD

Deal No.	Deal Date	Settle Date	Maturity Date	CUSIP	Face Value	Coupon	Purchase Yield	Capital	Capital Accrual	Interest Accrual	Book Value	Market Value *	Unrealized Gain/(Loss)
Issuer / Broker													
UNITED STATES DOLLAR													
<u>112-County Infrastructure</u>													
FUNDS													
AIM - 112 COUNTY INFRASTRUCTURE													
		08/31/2009			5,042,545.90		0.1786	5,042,545.90	0.00	0.00	5,042,545.90	5,042,545.90	0.00
Subtotal for FUNDS:					5,042,545.90		0.1786	5,042,545.90	0.00	0.00	5,042,545.90	5,042,545.90	0.00
Total 112-County Infrastructure :					5,042,545.90		0.1786	5,042,545.90	0.00	0.00	5,042,545.90	5,042,545.90	0.00
Net Asset Value (NAV):												1.000000	
<u>15B-Housing 99A & 99B</u>													
GOVERNMENT AGENCY													
MBS PASSTHROUGH													
GINNIE MAE /													
383458	03/25/09	08/20/2009	09/20/2029	36210RYF1	132,811.60	6.2500	6.2500	132,811.60	0.00	253.63	132,811.60	138,124.06	5,312.46
Subtotal for MBS PASSTHROUGH:					132,811.60	6.2500	6.2500	132,811.60	0.00	253.63	132,811.60	138,124.06	5,312.46
Subtotal for GOVERNMENT AGENCY:					132,811.60	6.2500	6.2500	132,811.60	0.00	253.63	132,811.60	138,124.06	5,312.46
Total 15B-Housing 99A & 99B :					132,811.60	6.2500	6.2500	132,811.60	0.00	253.63	132,811.60	138,124.06	5,312.46
Net Asset Value (NAV):												1.040000	
<u>161-Law Library</u>													
FUNDS													
WFB- LAW LIBRARY													
		09/09/2009			32,593.76		0.0904	32,593.76	0.00	0.00	32,593.76	32,593.76	0.00
Subtotal for FUNDS:					32,593.76		0.0904	32,593.76	0.00	0.00	32,593.76	32,593.76	0.00
Total 161-Law Library :					32,593.76		0.0904	32,593.76	0.00	0.00	32,593.76	32,593.76	0.00
Net Asset Value (NAV):												1.000000	
<u>225-Children & Families</u>													
TREASURIES													
TREASURY BOND													
US TREASURY N/B / FTN FINANCIAL													
329602	04/30/08	04/30/2008	01/31/2010	912828HP8	5,000,000.00	2.1250	2.3023	4,984,779.15	11,611.54	9,239.13	4,996,390.69	5,039,843.75	43,453.06
US TREASURY N/B / FTN FINANCIAL													
329603	04/30/08	04/30/2008	04/30/2010	912828HX1	5,000,000.00	2.1250	2.3462	4,978,515.65	14,391.57	35,997.27	4,992,907.22	5,061,718.75	68,811.53
US TREASURY N/B / FTN FINANCIAL													
344519	07/31/08	07/31/2008	07/31/2010	912828JF8	5,000,000.00	2.7500	2.6410	5,010,546.90	(5,735.78)	11,956.52	5,004,811.12	5,106,250.00	101,438.88
US TREASURY N/B / FTN FINANCIAL													
401098	07/16/09	07/16/2009	10/31/2010	912828JP6	5,000,000.00	1.5000	0.6626	5,053,710.94	(5,348.34)	9,578.81	5,048,362.60	5,059,375.00	11,012.40
US TREASURY N/B / BARCLAYS CAPITAL													

ORANGE COUNTY TREASURER-TAX COLLECTOR

Investment Inventory with Market Value by Entity & Instrument

As of 31-Aug-2009

Run Date: 11-Sep-2009 09:25 am
 Print Date: 11-Sep-2009
 As at date: 11-Sep-2009

Page 2 of 7
 User: MD

Deal No.	Deal Date	Settle Date	Maturity Date	CUSIP	Face Value	Coupon	Purchase Yield	Capital	Capital Accrual	Interest Accrual	Book Value	Market Value *	Unrealized Gain/(Loss)
Issuer / Broker													
UNITED STATES DOLLAR													
<u>225-Children & Families</u>													
TREASURIES													
TREASURY BOND													
399531	07/09/09	07/09/2009	12/31/2010	912828JV3	5,000,000.00	0.8750	0.6831	5,014,062.50	(1,406.25)	6,419.84	5,012,656.25	5,019,531.25	6,875.00
Subtotal for TREASURY BOND:					25,000,000.00	1.8750	1.7270	25,041,615.14	13,512.74	73,191.57	25,055,127.88	25,286,718.75	231,590.87
US TREASURY N/B													
US TREASURY N/B / FTN FINANCIAL													
402842	07/24/09	07/24/2009	01/31/2011	912828JY7	5,000,000.00	0.8750	0.8205	5,004,101.56	(287.70)	3,804.35	5,003,813.86	5,017,968.75	14,154.89
US TREASURY N/B / FTN FINANCIAL													
403831	07/30/09	07/30/2009	02/28/2011	912828KE9	5,000,000.00	0.8750	0.9047	4,997,656.25	133.81	120.86	4,997,790.06	5,014,843.75	17,053.69
Subtotal for US TREASURY N/B:					10,000,000.00	0.8750	0.8626	10,001,757.81	(153.89)	3,925.21	10,001,603.92	10,032,812.50	31,208.58
Subtotal for TREASURIES:					35,000,000.00	1.5893	1.4801	35,043,372.95	13,358.85	77,116.78	35,056,731.80	35,319,531.25	262,799.45
Total 225-Children & Families :					35,000,000.00	1.5893	1.4801	35,043,372.95	13,358.85	77,116.78	35,056,731.80	35,319,531.25	262,799.45
Net Asset Value (NAV):												1.007496	
<u>283-John Wayne Airport</u>													
FUNDS													
MORGAN STANLEY GOVT 8302-283													
			08/17/2009		0.00		0.0940	0.00	0.00	0.00	0.00	0.00	0.00
TEMPFUND283													
			09/08/2009		1,675,919.04		0.2200	1,675,919.04	0.00	0.00	1,675,919.04	1,675,919.04	0.00
GOLDMAN SACHS 283													
			08/31/2009		3,594,939.75		0.2200	3,594,939.75	0.00	0.00	3,594,939.75	3,594,939.75	0.00
Subtotal for FUNDS:					5,270,858.79		0.2200	5,270,858.79	0.00	0.00	5,270,858.79	5,270,858.79	0.00
CERTIFICATES OF DEPOSIT													
YANKEE CD FLOATER													
ROYAL BANK OF CANADA / RBC													
381506	03/23/09	03/23/2009	09/23/2009	78009JRX5	2,000,000.00	0.5019	0.5019	2,000,000.00	0.00	250.94	2,000,000.00	2,000,308.00	308.00
Subtotal for YANKEE CD FLOATER:					2,000,000.00	0.5019	0.5019	2,000,000.00	0.00	250.94	2,000,000.00	2,000,308.00	308.00
Subtotal for CERTIFICATES OF DEPOSIT:					2,000,000.00	0.5019	0.5019	2,000,000.00	0.00	250.94	2,000,000.00	2,000,308.00	308.00
COMMERCIAL PAPER HOLDINGS													
COMMERCIAL PAPER													
CHEVRON FUNDING / CHEVRON													
407792	08/21/09	08/21/2009	09/01/2009	1667X0W12	1,500,000.00		0.1300	1,499,940.42	0.00	59.58	1,500,000.00	1,499,995.41	(4.59)
DUPONT EI DE NEMOURS CO / CRED SUIS SECURITIES													
405656	08/10/09	08/10/2009	09/09/2009	2635J4W99	800,000.00		0.2200	799,853.33	0.00	107.56	799,960.89	799,964.45	3.56
TOYOTA MOTOR CREDIT / TOYOTA FINANCIAL SERVICES													
406389	08/13/09	08/13/2009	09/14/2009	89233GWE2	2,000,000.00		0.2200	1,999,608.89	0.00	232.22	1,999,841.11	1,999,898.88	57.77

ORANGE COUNTY TREASURER-TAX COLLECTOR

Investment Inventory with Market Value by Entity & Instrument

As of 31-Aug-2009

Run Date: 11-Sep-2009 09:25 am
 Print Date: 11-Sep-2009
 As at date: 11-Sep-2009

Page 3 of 7
 User: MD

Deal No.	Deal Date	Settle Date	Maturity Date	CUSIP	Face Value	Coupon	Purchase Yield	Capital	Capital Accrual	Interest Accrual	Book Value	Market Value *	Unrealized Gain/(Loss)
Issuer / Broker													
UNITED STATES DOLLAR													
<u>283-John Wayne Airport</u>													
COMMERCIAL PAPER HOLDINGS													
COMMERCIAL PAPER													
WAL-MART STORES INC / CRED SUIS SECURITIES													
407791	08/21/09	08/21/2009	09/14/2009	93114EWE3	1,000,000.00		0.1400	999,906.67	0.00	42.78	999,949.45	999,931.39	(18.06)
MICROSOFT CORP / JP MORGAN CHASE & CO													
408193	08/24/09	08/24/2009	09/16/2009	59515CWG8	500,000.00		0.1200	499,961.67	0.00	13.33	499,975.00	499,962.50	(12.50)
Subtotal for COMMERCIAL PAPER:					5,800,000.00	0.0000	0.1743	5,799,270.98	0.00	455.47	5,799,726.45	5,799,752.63	26.18
Subtotal for COMMERCIAL PAPER HOLDINGS:					5,800,000.00		0.1743	5,799,270.98	0.00	455.47	5,799,726.45	5,799,752.63	26.18
GOVERNMENT AGENCY													
GOVT AGENCY 1													
FREDDIE MAC / JEFFERIES & COMPANY													
396613	06/18/09	06/19/2009	09/01/2009	3128X3VA8	20,000.00	4.1250	0.3482	20,150.40	(150.40)	0.00	20,000.00	20,001.48	1.48
FANNIE MAE / RBC													
385900	04/16/09	04/16/2009	09/15/2009	31359MEY5	613,000.00	6.6250	0.3904	628,766.36	(14,284.96)	15,229.22	614,481.40	614,554.57	73.17
FED HM LN BK BD / JEFFERIES & COMPANY													
396599	06/18/09	06/19/2009	09/18/2009	3133XGNJ9	25,000.00	5.0000	0.3481	25,286.50	(231.78)	250.00	25,054.72	25,053.45	(1.27)
FREDDIE MAC / JEFFERIES & COMPANY													
396598	06/18/09	06/19/2009	09/22/2009	3128X3WY5	25,000.00	4.0000	0.3508	25,234.75	(181.74)	200.00	25,053.01	25,052.94	(0.07)
FREDDIE MAC / WELLS FARGO BANK													
398076	06/30/09	06/30/2009	10/30/2009	3128X2M36	2,800,000.00	3.9350	0.2763	2,834,104.00	(17,336.20)	18,669.39	2,816,767.80	2,816,541.56	(226.24)
FED FARM CR BK / JEFFERIES & COMPANY													
401104	07/16/09	07/16/2009	12/17/2009	31331YJA9	1,000,000.00	3.8750	0.3499	1,014,730.00	(4,389.74)	4,843.75	1,010,340.26	1,010,131.98	(208.28)
FED HM LN BK BD / JEFFERIES & COMPANY													
396609	06/18/09	06/19/2009	02/12/2010	3133MWB2	95,000.00	3.8750	0.5116	97,061.50	(637.03)	194.29	96,424.47	96,508.50	84.03
FANNIE MAE / OPPENHEIMER & CO., INC													
375184	02/13/09	02/13/2009	02/17/2010	31359MXS7	1,500,000.00	4.3000	1.0413	1,549,035.00	(26,672.88)	2,508.33	1,522,362.12	1,527,423.68	5,061.56
FED HM LN BK BD / JEFFERIES & COMPANY													
396623	06/18/09	06/19/2009	03/17/2010	3133XBB20	100,000.00	4.3750	0.5553	102,833.00	(761.10)	875.00	102,071.90	102,178.72	106.82
Subtotal for GOVT AGENCY 1:					6,178,000.00	4.2922	0.4943	6,297,201.51	(64,645.83)	42,769.98	6,232,555.68	6,237,446.87	4,891.19
GOVT AGENCY 1.3													
FREDDIE MAC / FINACORP SECURITIES													
376897	02/24/09	02/24/2009	03/15/2010	3134A33M6	2,500,000.00		1.2007	2,468,525.00	15,448.36	0.00	2,483,973.36	2,487,522.18	3,548.82
Subtotal for GOVT AGENCY 1.3:					2,500,000.00	0.0000	1.2007	2,468,525.00	15,448.36	0.00	2,483,973.36	2,487,522.18	3,548.82
GOVT AGENCY 2													
FED HM LN BK BD / OPPENHEIMER & CO., INC													
372662	01/28/09	01/28/2009	01/13/2010	3133XSUY2	3,000,000.00	0.2100	0.2465	2,998,950.00	648.00	875.00	2,999,598.00	2,998,641.00	(957.00)
FREDDIE MAC / BARCLAY CAPITAL													
373966	02/04/09	02/04/2009	02/04/2010	3128X8HZ8	4,000,000.00	0.3394	0.3394	4,000,000.00	0.00	1,055.85	4,000,000.00	4,000,708.00	708.00
FED FARM CR BK / JP MORGAN CHASE & CO													

ORANGE COUNTY TREASURER-TAX COLLECTOR

Investment Inventory with Market Value by Entity & Instrument

As of 31-Aug-2009

Run Date: 11-Sep-2009 09:25 am
 Print Date: 11-Sep-2009
 As at date: 11-Sep-2009

Page 4 of 7
 User: MD

Deal No.	Deal Date	Settle Date	Maturity Date	CUSIP	Face Value	Coupon	Purchase Yield	Capital	Capital Accrual	Interest Accrual	Book Value	Market Value *	Unrealized Gain/(Loss)
Issuer / Broker													
UNITED STATES DOLLAR													
<u>283-John Wayne Airport</u>													
GOVERNMENT AGENCY													
GOVT AGENCY 2													
382495	03/30/09	03/30/2009	04/27/2010	31331GRU5	5,000,000.00	0.4028	0.4129	4,999,456.50	214.36	279.73	4,999,670.86	5,004,650.00	4,979.14
Subtotal for GOVT AGENCY 2:					12,000,000.00	0.3335	0.3468	11,998,406.50	862.36	2,210.58	11,999,268.86	12,003,999.00	4,730.14
GOVT AGENCY-FLOAT-ACT/360													
FED HM LN BK BD / JP MORGAN CHASE & CO													
408759	08/27/09	08/27/2009	10/02/2009	3133XQKH4	3,000,000.00	0.2110	0.2060	3,000,015.00	(2.08)	87.92	3,000,012.92	3,000,006.00	(6.92)
Subtotal for GOVT AGENCY-FLOAT-ACT/360:					3,000,000.00	0.2110	0.2060	3,000,015.00	(2.08)	87.92	3,000,012.92	3,000,006.00	(6.92)
GOV'T AGY - STEP UP													
FED HM LN BK BD / OPPENHEIMER & CO., INC													
400329	05/20/09	05/20/2009	05/20/2010	3133XTMU7	1,000,000.00	0.5000	0.5000	1,000,000.00	0.00	1,402.78	1,000,000.00	1,000,677.38	677.38
Subtotal for GOV'T AGY - STEP UP:					1,000,000.00	0.5000	0.5000	1,000,000.00	0.00	1,402.78	1,000,000.00	1,000,677.38	677.38
Subtotal for GOVERNMENT AGENCY:					24,678,000.00	1.2826	0.4593	24,764,148.01	(48,337.19)	46,471.26	24,715,810.82	24,729,651.42	13,840.60
MEDIUM TERM NOTES													
MEDIUM TERM NOTE													
PROCTER & GAMBLE / MORGAN STANLEY													
384001	04/07/09	04/07/2009	09/15/2009	742718BM0	1,055,000.00	6.8750	0.8492	1,082,704.30	(25,249.49)	29,012.50	1,057,454.81	1,068,366.85	10,912.04
IBM CORP / RBC													
390935	05/15/09	05/15/2009	09/15/2009	459200AZ4	100,000.00	4.2500	0.9681	101,080.00	(954.00)	1,251.39	100,126.00	100,578.00	452.00
IBM CORP / RBC													
394875	06/08/09	06/10/2009	09/15/2009	459200AZ4	1,800,000.00	4.2500	0.4000	1,818,208.40	(15,525.06)	17,212.50	1,802,683.34	1,810,404.00	7,720.66
BANK OF AMERICA CORP / MORGAN STANLEY													
407531	08/19/09	08/19/2009	08/01/2010	060505BU7	1,500,000.00	4.5000	2.0262	1,534,725.00	(1,218.42)	2,250.00	1,533,506.58	1,541,835.00	8,328.42
Subtotal for MEDIUM TERM NOTE:					4,455,000.00	4.9558	1.0667	4,536,717.70	(42,946.97)	49,726.39	4,493,770.73	4,521,183.85	27,413.12
MEDIUM TERM NOTE FLOATER													
WELLS FARGO BANK / WELLS FARGO BANK													
385393	04/14/09	04/14/2009	09/15/2009	949746JD4	1,500,000.00	0.7294	1.6305	1,494,375.00	5,113.64	2,370.49	1,499,488.64	1,500,660.00	1,171.36
WELLS FARGO BANK / RBC													
394470	06/09/09	06/09/2009	01/29/2010	949746N20	300,000.00	0.9263	1.0609	299,741.40	92.83	262.44	299,834.23	300,576.00	741.77
U.S. BANK / CRED SUIS SECURITIES													
374647	02/09/09	02/09/2009	02/04/2010	91159HGN4	2,000,000.00	0.8794	1.6763	1,984,440.00	8,817.33	1,367.92	1,993,257.33	2,004,080.00	10,822.67
WELLS FARGO BANK / RBC													
394469	06/09/09	06/09/2009	03/23/2010	949746NF4	230,000.00	0.6719	1.3535	228,767.66	360.68	300.48	229,128.34	229,671.10	542.76
JP MORGAN CHASE & CO / OPPENHEIMER & CO., INC													
409226	08/28/09	08/28/2009	05/07/2010	46623ECX5	1,000,000.00	0.3256	0.3958	999,511.00	7.76	36.18	999,518.76	999,510.00	(8.76)
Subtotal for MEDIUM TERM NOTE FLOATER:					5,030,000.00	0.7179	1.3566	5,006,835.06	14,392.24	4,337.51	5,021,227.30	5,034,497.10	13,269.80
Subtotal for MEDIUM TERM NOTES:					9,485,000.00	2.7084	1.2204	9,543,552.76	(28,554.73)	54,063.90	9,514,998.03	9,555,680.95	40,682.92

ORANGE COUNTY TREASURER-TAX COLLECTOR

Investment Inventory with Market Value by Entity & Instrument

As of 31-Aug-2009

Run Date: 11-Sep-2009 09:25 am
 Print Date: 11-Sep-2009
 As at date: 11-Sep-2009

Page 5 of 7
 User: MD

Deal No.	Deal Date	Settle Date	Maturity Date	CUSIP	Face Value	Coupon	Purchase Yield	Capital	Capital Accrual	Interest Accrual	Book Value	Market Value *	Unrealized Gain/(Loss)
----------	-----------	-------------	---------------	-------	------------	--------	----------------	---------	-----------------	------------------	------------	----------------	------------------------

Issuer / Broker

UNITED STATES DOLLAR

283-John Wayne Airport

MUNICIPAL DEBT

MUNI INT BEARING CP

COUNTY OF ORANGE / CITIGROUP GLOBAL MARKETS

408704	08/26/09	08/26/2009	09/24/2009	68441RHA5	2,000,000.00	0.4800	0.4800	2,000,000.00	0.00	157.81	2,000,000.00	1,999,999.96	(0.04)
--------	----------	------------	------------	-----------	--------------	--------	--------	--------------	------	--------	--------------	--------------	--------

Subtotal for MUNI INT BEARING CP:					2,000,000.00	0.4800	0.4800	2,000,000.00	0.00	157.81	2,000,000.00	1,999,999.96	(0.04)
--	--	--	--	--	---------------------	---------------	---------------	---------------------	-------------	---------------	---------------------	---------------------	---------------

Subtotal for MUNICIPAL DEBT:					2,000,000.00	0.4800	0.4800	2,000,000.00	0.00	157.81	2,000,000.00	1,999,999.96	(0.04)
-------------------------------------	--	--	--	--	---------------------	---------------	---------------	---------------------	-------------	---------------	---------------------	---------------------	---------------

Total 283-John Wayne Airport :					49,233,858.79	1.2045	0.5493	49,377,830.54	(76,891.92)	101,399.38	49,301,394.09	49,356,251.75	54,857.66
---------------------------------------	--	--	--	--	----------------------	---------------	---------------	----------------------	--------------------	-------------------	----------------------	----------------------	------------------

Net Asset Value (NAV):

1.001113

480-Ladera CFD 99-1 Const

FUNDS

AIM - 480-LADERA CFD 99-1 CONST

	08/31/2009				165,427.89		0.1784	165,427.89	0.00	0.00	165,427.89	165,427.89	0.00
--	------------	--	--	--	------------	--	--------	------------	------	------	------------	------------	------

Subtotal for FUNDS:					165,427.89	0.1784	0.1784	165,427.89	0.00	0.00	165,427.89	165,427.89	0.00
----------------------------	--	--	--	--	-------------------	---------------	---------------	-------------------	-------------	-------------	-------------------	-------------------	-------------

Total 480-Ladera CFD 99-1 Const :					165,427.89	0.1784	0.1784	165,427.89	0.00	0.00	165,427.89	165,427.89	0.00
--	--	--	--	--	-------------------	---------------	---------------	-------------------	-------------	-------------	-------------------	-------------------	-------------

Net Asset Value (NAV):

1.000000

482-Spcl Mello Roos Res

FUNDS

AIM - 482-SPCL MELLO ROOS RES

	08/31/2009				8,470,312.93		0.1787	8,470,312.93	0.00	0.00	8,470,312.93	8,470,312.93	0.00
--	------------	--	--	--	--------------	--	--------	--------------	------	------	--------------	--------------	------

Subtotal for FUNDS:					8,470,312.93	0.1787	0.1787	8,470,312.93	0.00	0.00	8,470,312.93	8,470,312.93	0.00
----------------------------	--	--	--	--	---------------------	---------------	---------------	---------------------	-------------	-------------	---------------------	---------------------	-------------

Total 482-Spcl Mello Roos Res :					8,470,312.93	0.1787	0.1787	8,470,312.93	0.00	0.00	8,470,312.93	8,470,312.93	0.00
--	--	--	--	--	---------------------	---------------	---------------	---------------------	-------------	-------------	---------------------	---------------------	-------------

Net Asset Value (NAV):

1.000000

483-Rancho Margarita CFD

FUNDS

AIM - 483 RANCHO MARGARITA CFD

	08/31/2009				142,263.00		0.1783	142,263.00	0.00	0.00	142,263.00	142,263.00	0.00
--	------------	--	--	--	------------	--	--------	------------	------	------	------------	------------	------

Subtotal for FUNDS:					142,263.00	0.1783	0.1783	142,263.00	0.00	0.00	142,263.00	142,263.00	0.00
----------------------------	--	--	--	--	-------------------	---------------	---------------	-------------------	-------------	-------------	-------------------	-------------------	-------------

Total 483-Rancho Margarita CFD :					142,263.00	0.1783	0.1783	142,263.00	0.00	0.00	142,263.00	142,263.00	0.00
---	--	--	--	--	-------------------	---------------	---------------	-------------------	-------------	-------------	-------------------	-------------------	-------------

Net Asset Value (NAV):

1.000000

494-Aliso Viejo 88-1 DS

FUNDS

AIM - 494 ALISO VIEJO 88-1-DS

ORANGE COUNTY TREASURER-TAX COLLECTOR

Investment Inventory with Market Value by Entity & Instrument

As of 31-Aug-2009

Run Date: 11-Sep-2009 09:25 am
 Print Date: 11-Sep-2009
 As at date: 11-Sep-2009

Page 6 of 7
 User: MD

Deal No.	Deal Date	Settle Date	Maturity Date	CUSIP	Face Value	Coupon	Purchase Yield	Capital	Capital Accrual	Interest Accrual	Book Value	Market Value *	Unrealized Gain/(Loss)
Issuer / Broker													
UNITED STATES DOLLAR													
<u>494-Aliso Viejo 88-1 DS</u>													
FUNDS													
			08/31/2009		63,163.18		0.1782	63,163.18	0.00	0.00	63,163.18	63,163.18	0.00
Subtotal for FUNDS:					63,163.18		0.1782	63,163.18	0.00	0.00	63,163.18	63,163.18	0.00
Total 494-Aliso Viejo 88-1 DS :					63,163.18		0.1782	63,163.18	0.00	0.00	63,163.18	63,163.18	0.00
Net Asset Value (NAV):												1.000000	
<u>497-Lomas Laguna 88-2 C</u>													
FUNDS													
AIM - 497-LOMAS LAGUNA 88-2 C													
			08/31/2009		391,972.65		0.1786	391,972.65	0.00	0.00	391,972.65	391,972.65	0.00
Subtotal for FUNDS:					391,972.65		0.1786	391,972.65	0.00	0.00	391,972.65	391,972.65	0.00
Total 497-Lomas Laguna 88-2 C :					391,972.65		0.1786	391,972.65	0.00	0.00	391,972.65	391,972.65	0.00
Net Asset Value (NAV):												1.000000	
<u>505-Foothill Rnch 87-4 DS</u>													
REPURCHASE AGREEMENTS													
BAYERISCHE LANDESBK-REPO													
BAYERISCHE LANDESBK GIRO /													
26091	07/24/97	07/24/1997	08/15/2019		1,081,500.00	6.2000	0.0000	1,081,500.00	0.00	3,166.39	1,081,500.00	1,081,500.00	0.00
Subtotal for BAYERISCHE LANDESBK-REPO:					1,081,500.00	6.2000	0.0000	1,081,500.00	0.00	3,166.39	1,081,500.00	1,081,500.00	0.00
Subtotal for REPURCHASE AGREEMENTS:					1,081,500.00	6.2000	0.0000	1,081,500.00	0.00	3,166.39	1,081,500.00	1,081,500.00	0.00
Total 505-Foothill Rnch 87-4 DS :					1,081,500.00	6.2000	0.0000	1,081,500.00	0.00	3,166.39	1,081,500.00	1,081,500.00	0.00
Net Asset Value (NAV):												1.000000	
<u>510-Baker Rnch 87-6 Const</u>													
FUNDS													
AIM - 510-BAKER RNCH 87-6 CONST													
			08/31/2009		525,074.52		0.1785	525,074.52	0.00	0.00	525,074.52	525,074.52	0.00
Subtotal for FUNDS:					525,074.52		0.1785	525,074.52	0.00	0.00	525,074.52	525,074.52	0.00
Total 510-Baker Rnch 87-6 Const :					525,074.52		0.1785	525,074.52	0.00	0.00	525,074.52	525,074.52	0.00
Net Asset Value (NAV):												1.000000	
<u>514-Sta Teresita 87-9 Con</u>													
FUNDS													
AIM - 514-STA TERESITA 87-9 CON													
			08/31/2009		62,963.89		0.1782	62,963.89	0.00	0.00	62,963.89	62,963.89	0.00

ORANGE COUNTY TREASURER-TAX COLLECTOR

Investment Inventory with Market Value by Entity & Instrument

As of 31-Aug-2009

Run Date: 11-Sep-2009 09:25 am
 Print Date: 11-Sep-2009
 As at date: 11-Sep-2009

Page 7 of 7
 User: MD

Deal No.	Deal Date	Settle Date	Maturity Date	CUSIP	Face Value	Coupon	Purchase Yield	Capital	Capital Accrual	Interest Accrual	Book Value	Market Value *	Unrealized Gain/(Loss)
Issuer / Broker													
UNITED STATES DOLLAR													
<u>514-Sta Teresita 87-9 Con</u>													
Subtotal for FUNDS:					62,963.89		0.1782	62,963.89	0.00	0.00	62,963.89	62,963.89	0.00
Total 514-Sta Teresita 87-9 Con :					62,963.89		0.1782	62,963.89	0.00	0.00	62,963.89	62,963.89	0.00
Net Asset Value (NAV):												1.000000	
<u>546-Ladera CFD 00-1 Const</u>													
FUNDS													
GS FIN SQ TX FREE-LAD00													
			08/31/2009		1,582,939.71		0.2286	1,582,939.71	0.00	0.00	1,582,939.71	1,582,939.71	0.00
Subtotal for FUNDS:					1,582,939.71		0.2286	1,582,939.71	0.00	0.00	1,582,939.71	1,582,939.71	0.00
Total 546-Ladera CFD 00-1 Const :					1,582,939.71		0.2286	1,582,939.71	0.00	0.00	1,582,939.71	1,582,939.71	0.00
Net Asset Value (NAV):												1.000000	
Total Investments:					101,927,427.82	1.2015	0.8113	102,114,772.52	(63,533.07)	181,936.18	102,051,694.92	102,374,664.50	322,969.58

Report Parameters

Deals [Settlement Date] <= 31-Aug-2009
 Deals [Entity Name] include list 100-County General, 112-County Infrastructure, 118-Sheriff RNSP, 145-Revenue Neutrality Fd , 15B-Housing 99A & 99B, 161-Law Library, 225-Children & Families, 283-John Wayne Airpo...

* Market values provided by Bloomberg

* Market values provided by Bloomberg

COUNTY OF ORANGE
CEO / PUBLIC FINANCE DEPARTMENT
INVENTORY OF INVESTMENTS WITH TRUSTEES
August 31, 2009

	TRUSTEE	INVESTMENT TYPE	PURCHASE DATE	MATURITY DATE	DESCRIPTION	CUSIP #	INTEREST RATE	BOOK VALUE	MARKET VALUE	ACCRUED INTEREST
CERTIFICATES OF PARTICIPATION										
1991 CIVIC CENTER PKG REF		MONEY MARKET			FEDERATED US TREASURY CASH		VARIABLE	\$ 101,254	\$ 101,254	\$ 1
1991 CIVIC CENTER PKG REF	U.S. BANK	US TR STRPD BOND	11/15/96	11/15/18	U.S. TREASURY STRIPPED	912803AP8	0.00%	10,458	49,999	-
1991 CIVIC CENTER PKG REF	U.S. BANK	US TREASURY BOND	06/01/95	11/15/18	US TREASURY BOND	912810EB0	9.00%	2,558,237	3,238,560	59,036
1991 CIVIC CENTER PKG REF	U.S. BANK	US TR STRPD BOND	06/01/95	11/15/18	U.S. TREASURY STRIPPED	912833KT6	0.00%	43,923	208,784	-
REDEVELOPMENT AGENCIES										
2001 NDAPP SER A	U.S. BANK	MONEY MARKET			FIRST AMER TREAS OBLIGN		VARIABLE	1,658,791	1,658,791	-
2003 SANTA ANA HEIGHTS	U.S. BANK	MONEY MARKET			FIRST AMER PRIME OBLIGN		VARIABLE	5,239,612	5,239,612	-
COMMUNITY FACILITIES DISTRICTS										
1994 SOCPFA SERIES A	U.S. BANK	MONEY MARKET			FIRST AMER PRIME OBLIGN		VARIABLE	29,598,920	29,598,920	-
1994C/2004A SOCPFA	U.S. BANK	MONEY MARKET			FIRST AMER PRIME OBLIGN		VARIABLE	17,381,044	17,381,044	-
1998 SOCPFA SERIES A	U.S. BANK	MONEY MARKET			FIRST AMER GOVT OBLIGN		VARIABLE	2,539,225	2,539,225	-
1999 SOCPFA SERIES A	U.S. BANK	MONEY MARKET			FIRST AMER GOVT OBLIGN		VARIABLE	3,610,181	3,610,181	-
1999 SOCPFA SERIES B	U.S. BANK	MONEY MARKET			FIRST AMER GOVT OBLIGN		VARIABLE	241,797	241,797	-
2003 SOCPFA SERIES A	U.S. BANK	MONEY MARKET			FIRST AMER PRIME OBLIGN		VARIABLE	3,490,977	3,490,977	-
ASSESSMENT DISTRICTS										
IRVINE COAST	U.S. BANK	MONEY MARKET			FIRST AMER. GOV'T OBLIG.		VARIABLE	2,253,104	2,253,104	-
IRVINE COAST	U.S. BANK	MONEY MARKET			FEDERATED GOVT OBLIG TAX MANG		VARIABLE	1,665,399	1,665,399	134
IRVINE COAST	U.S. BANK	MONEY MARKET			AIM STIC TREASURY PORTFOLIO		VARIABLE	620,530	620,530	30
IRVINE COAST	U.S. BANK	INVEST AGRMNT	12/15/00	11/02/18	FGIC INV AGREEMENT		VARIABLE	1,937,563	1,937,563	2,387
NEWPORT COAST - 2003B	U.S. BANK	MONEY MARKET			FIRST AMER. GOV'T OBLIG.		VARIABLE	771,053	771,053	-
NEWPORT COAST - Group 1	U.S. BANK	MONEY MARKET			FIRST AMER. GOV'T OBLIG.		VARIABLE	2,141,634	2,141,634	-
NEWPORT COAST - Group 2	U.S. BANK	MONEY MARKET			FIRST AMER. GOV'T OBLIG.		VARIABLE	1,877,885	1,877,885	-
NEWPORT COAST - Group 3	U.S. BANK	MONEY MARKET			FIRST AMER. GOV'T OBLIG.		VARIABLE	1,649,859	1,649,859	-
NEWPORT COAST - 2006A	U.S. BANK	MONEY MARKET			FIRST AMER. GOV'T OBLIG.		VARIABLE	10,970,067	10,970,067	-
SOUTH ORANGE COUNTY PFA REASSESSMENT BONDS RAD 99-1R	U.S. BANK	MONEY MARKET			FIRST AMER. PRIME OBLIG.		VARIABLE	1,836,346	1,836,346	-
SOUTH ORANGE COUNTY PFA REASSESSMENT BONDS RAD 01-1R	U.S. BANK	MONEY MARKET			FIRST AMER. PRIME OBLIG.		VARIABLE	859,931	859,931	-

COUNTY OF ORANGE
CEO / PUBLIC FINANCE DEPARTMENT
INVENTORY OF INVESTMENTS WITH TRUSTEES
August 31, 2009

	TRUSTEE	INVESTMENT TYPE	PURCHASE DATE	MATURITY DATE	DESCRIPTION	CUSIP #	INTEREST RATE	BOOK VALUE	MARKET VALUE	ACCRUED INTEREST
REVENUE BONDS										
2002 JJC REFUNDING	U.S. BANK	MONEY MARKET			FIRST AMER TREAS OBLIGN		VARIABLE	596	596	0
2002 JJC REFUNDING	U.S. BANK	GOVT SECURITY	06/01/09	12/01/09	FED NATL MTG ASSN DISC NTS		0.00%	7,173,392	7,330,067	79,586
1997 SOLID WASTE MGMT REF	U.S. BANK	MONEY MARKET			FIRST AMER. GOV'T OBLIG.		VARIABLE	4,867,557	4,867,557	-
1997 SOLID WASTE MGMT REF	U.S. BANK	GOVT SECURITY	06/01/09	09/29/09	FED HOME LOAN BKS DISC NTS		0.00%	7,205,305	7,414,259	159,455
ORANGE COUNTY PFA LEASE REV REFUNDING BONDS SER 2005	BNY TRUST CO	MONEY MARKET			WELLS FARGO ADV TREASURY		VARIABLE	11,278,864	11,278,864	80
ORANGE COUNTY PFA LEASE REV REFUNDING BONDS SER 2005	BNY TRUST CO	INVEST AGRMNT	11/22/05	01/17/17	NATIXIS FUNDING CORP.		5.005%	21,123,639	21,123,639	179,263
LEASE REVENUE BONDS SERIES 2006	DEUSTSCHE BANK	MUTUAL FUND			GS FIN SQ MM FUND ADMIN		VARIABLE	5,519,568	5,519,568	62
PENSION OBLIGATION BONDS										
TAXABLE REFUNDING PENSION OBL BONDS SER 1996 A	BNY TRUST CO	MONEY MARKET			FEDRTED AUTO GOVT CSH		VARIABLE	2,280	2,280	0
TAXABLE REFUNDING PENSION OBL BONDS SER 1996 A	BNY TRUST CO	GOVT SECURITY	06/22/00	09/01/16	FED NATL MTG ASSN DISC NTS		0.00%	63,121,280	96,508,769	2,905,519
TAXABLE REFUNDING PENSION OBL BONDS SER 1997 A	BNY TRUST CO	MONEY MARKET			FEDRTED AUTO GOVT CSH		VARIABLE	2,327	2,327	0
TAXABLE REFUNDING PENSION OBL BONDS SER 1997 A	BNY TRUST CO	GOVT SECURITY	06/22/00	09/01/21	FED NATL MTG ASSN DISC NTS		0.00%	58,858,453	71,144,515	4,949,593
RECOVERY BONDS										
1995 REC BDS SER A/2005 RFDG RECOVERY BDS SER A	BNY TRUST CO	MONEY MARKET			WELLS FARGO ADV TREASURY		VARIABLE	2	2	2
1995 REC BDS SER A/2005 RFDG RECOVERY BDS SER A	BNY TRUST CO	INVEST AGRMNT	10/25/05	06/01/15	NATIXIS FUNDING CORP.		VARIABLE	4,607,563	4,607,563	1,620
COMMERICAL PAPER										
2008 TEETER PLAN COMMERCIAL PAPER U.S. BANK		MONEY MARKET			FIRST AMER. GOV'T OBLIG.		VARIABLE	172,601	172,601	-
2008 TEETER PLAN COMMERCIAL PAPER U.S. BANK		MONEY MARKET			US BK MMKT 4 -CT		VARIABLE	822	822	0
TOTAL OF INVESTMENTS WITH TRUSTEES								\$ 276,992,037	\$ 323,915,941	\$ 8,336,770

COUNTY OF ORANGE
 CEO / PUBLIC FINANCE DEPARTMENT
 INVENTORY OF INVESTMENTS WITH TRUSTEES
 SUMMARY BY INVESTMENT TYPE
 August 31, 2009

DESCRIPTION	PURCHASE DATE	MATURITY DATE	CUSIP #	INTEREST RATE	BOOK VALUE	MARKET VALUE	ACCRUED INTEREST
MONEY MARKET FUNDS							
AIM STIC TREAS PORTFOLIO				VARIABLE	\$ 620,530	\$ 620,530	\$ 30
FEDERATED AUTOMATED GOV CSH				VARIABLE	4,607	4,607	0
FEDERATED US TREASURY CASH				VARIABLE	101,254	101,254	1
FEDERATED GOVT OBLIG TAX MANG				VARIABLE	1,665,399	1,665,399	134
FIRST AMERICAN GOV'T OBLIGATION				VARIABLE	31,094,962	31,094,962	-
FIRST AMERICAN PRIME OBLIGATION				VARIABLE	58,406,830	58,406,830	-
FIRST AMERICAN TREAS OBLIGATION				VARIABLE	1,659,387	1,659,387	0
GS FIN SQ MM FUND ADMIN				VARIABLE	5,519,568	5,519,568	62
US BK MMKT 4 -CT				VARIABLE	822	822	0
WELLS FARGO ADVANTAGE TREASURY				VARIABLE	11,278,866	11,278,866	82
SUB-TOTAL MONEY MARKET FUNDS					110,352,225	110,352,225	310
INVESTMENT AGREEMENTS							
FGIC CAPITAL MARKET SERVICES	12/15/00	11/02/18		VARIABLE	1,937,563	1,937,563	2,387
NATIXIS FUNDING CORP.	10/25/05	06/01/15		VARIABLE	4,607,563	4,607,563	1,620
NATIXIS FUNDING CORP.	11/22/05	01/17/17		5.005%	21,123,639	21,123,639	179,263
SUB-TOTAL INVESTMENT AGREEMENTS					27,668,764	27,668,764	183,271
US TREASURIES							
U.S. TREASURY BOND	06/01/95	11/15/18	912810EB0	9.00%	2,558,237	3,238,560	59,036
U.S. TREASURY STRIPPED	11/15/96	11/15/18	912803AP8	0.00%	10,458	49,999	-
U.S. TREASURY STRIPPED	06/01/95	11/15/18	912833KT6	0.00%	43,923	208,784	-
SUB-TOTAL US TREASURIES					2,612,618	3,497,343	59,036
GOVERNMENT SECURITIES							
FED NATL MTG ASSN DISC NTS	06/22/00	09/01/16			63,121,280	96,508,769	2,905,519
FED NATL MTG ASSN DISC NTS	06/22/00	09/01/21			58,858,453	71,144,515	4,949,593
FED NATL MTG ASSN DISC NTS	06/01/09	09/29/09			7,205,305	7,414,259	159,455
FED NATL MTG ASSN DISC NTS	06/01/09	12/01/09			7,173,392	7,330,067	79,586
SUB-TOTAL US GOVERNMENT SECURITIES					136,358,430	182,397,609	8,094,154
TOTAL OF INVESTMENTS WITH TRUSTEES					\$ 276,992,037	\$ 323,915,941	\$ 8,336,770

Note: Investment balances with trustee provided by County Executive Office - Public Finance Accounting

JOHN WAYNE AIRPORT
INVESTMENT WITH TRUSTEE
FOR THE MONTH ENDED **AUGUST 2009**

Prepared by: Adam Steckler
Date: 9/4/2009

Trust Officer: Linda Verstuyft
Phone No. (213) 533-8747

Type of Investment / Interest Rate	Maturity	Reserve Fund		Principal Acct.		Interest Acct.		Cost of Issuance Acct.	
		Cost	Market	Cost	Market	Cost	Market	Cost	Market
2003 AIRPORT REVENUE REFUNDING BONDS									
Cash	N/A	0.00	0.00	0.00	0.00	0.00	0.00		
1st American Treas. Oblig (Note 1)	N/A	0.00	0.00	0.00	0.00	0.00	0.00		
Investment Agreement - Rate: 4.47% Dated: 10/8/2003 Par Value: \$4,629,952.80 Accrued Int: \$35,068.03	7/1/2013	4,629,952.80	4,629,952.80						
Investment Agreement - Rate: 4.27% Dated: 10/8/2003 Par Value: \$2,328,087.50 Accrued Int: \$10,662.72	7/1/2013			1,507,500.00	1,507,500.00	820,587.50	820,587.50		
		Fr. B-3		Fr. B-2		Fr. B-1			
		\$4,629,952.80	\$4,629,952.80	\$1,507,500.00	\$1,507,500.00	\$820,587.50	\$820,587.50		
2009A AIRPORT REVENUE BONDS									
US Bk Mmkt 4 - Ct (Note 2) 991071010		4,359,988.70	4,359,988.70	53,335.75	53,335.75	525,384.21	525,384.21	91,392.78	91,392.78
		Fr. B-8		Fr. B-6		Fr. B-5		Fr. B-10	
		\$4,359,988.70	\$4,359,988.70	\$53,335.75	\$53,335.75	\$525,384.21	\$525,384.21	\$91,392.78	\$91,392.78
2009B AIRPORT REVENUE BONDS									
US Bk Mmkt 4 - Ct (Note 2) 991071010		9,464,015.61	9,464,015.61	687,531.08	687,531.08	1,291,336.43	1,291,336.43	237,714.10	237,714.10
		Fr. B-15		Fr. B-13		Fr. B-12		Fr. B-17	
		\$9,464,015.61	\$9,464,015.61	\$687,531.08	\$687,531.08	\$1,291,336.43	\$1,291,336.43	\$237,714.10	\$237,714.10
WELLS FARGO BANK									
Cash - Market Rate and Checking Account (Interest rate is variable)	N/A	\$9,059,786.47	\$9,059,786.47						
		Fr. D-1							

(Note 1): 1st American Treas. Oblig - Interest rate is variable. Investment purchases are made throughout the month to keep cash balances at minimum. Interest is payable monthly.

(Note 2): US Bank money market funds - Interest rate is variable.

County of Orange Treasurer-Tax Collector's Office Detail Transaction Report

Transaction Date From 01-Aug-2009 To 31-Aug-2009
As at : 10-Sep-2009

Deal	Issuer	Broker	Inst Type	Maturity Date	Trans Date	Trans Type	Coupon/Yield(%)	Par Value	Cost	Purchased Interest	(Interest) Amort / (Accret) (Gain) / Loss	Settlement
Fund: Money Market Fund												
348322	AMERICAN HONDA FINANCE	/JP MORGAN CHASE & CO	MTNF				2.9594 / 2.9594					
				8/26/2009	8/26/2009	INT		0.00	0.00	0.00	(103,659.72)	103,659.72
				8/26/2009	8/26/2009	MAT		(50,000,000.00)	(50,000,000.00)	0.00	0.00	50,000,000.00
373417	RABOBANK USA FINANCIAL CORP	/RABOBANK NEDERLAND	YCDF				1.1744 / 1.1744					
				2/2/2010	8/3/2009	INT		0.00	0.00	0.00	(131,265.63)	131,265.63
				2/2/2010	8/4/2009	INT		0.00	0.00	0.00	(4,234.38)	4,234.38
373964	FREDDIE MAC	/JP MORGAN CHASE & CO	AGN 2				1.0850 / 1.0850					
				2/4/2010	8/4/2009	INT		0.00	0.00	0.00	(111,965.28)	111,965.28
373965	FREDDIE MAC	/JP MORGAN CHASE & CO	AGN 2				1.0850 / 1.0850					
				2/4/2010	8/4/2009	INT		0.00	0.00	0.00	(55,982.64)	55,982.64
374018	FED HM LN BK BD	/STIFFEL NICOLAUS, LLC	AGN 1				1.0000 / 1.0000					
				2/5/2010	8/5/2009	INT		0.00	0.00	0.00	(125,000.00)	125,000.00
				2/5/2010	8/11/2009	SALE		(40,000,000.00)	(40,000,000.00)	0.00	24,948,150.00	15,051,850.00
374453	PROCTER & GAMBLE	/JP MORGAN CHASE & CO	MTNF				1.4856 / 1.4856					
				2/8/2010	8/8/2009	INT		0.00	0.00	0.00	(93,820.83)	93,820.83
				2/8/2010	8/10/2009	SALE		(30,000,000.00)	(30,000,000.00)	0.00	(55,190.63)	30,055,190.63
374881	FREDDIE MAC	/FINACORP SECURITIES	AGN 1				1.1000 / 1.0939					
				8/10/2009	8/10/2009	INT		0.00	0.00	0.00	(137,500.00)	137,500.00
				8/10/2009	8/10/2009	MAT		(25,000,000.00)	(25,000,000.00)	0.00	0.00	25,000,000.00
375185	FANNIE MAE	/OPPENHEIMER & CO., INC	AGN 1				4.3000 / 1.0413					
				2/17/2010	8/17/2009	INT		0.00	0.00	0.00	(40,850.00)	40,850.00
376343	BANK OF AMERICA CORP	/OPPENHEIMER & CO., INC	MTNF				1.4356 / 2.0265					
				8/6/2009	8/6/2009	INT		0.00	0.00	0.00	(15,421.24)	15,421.24
				8/6/2009	8/6/2009	MAT		(5,000,000.00)	(4,986,515.00)	0.00	(13,485.00)	5,000,000.00
379287	FREDDIE MAC	/GOLDMAN SACHS GROUP INC	AGN 2				0.4350 / 0.5947					
				9/18/2009	8/18/2009	INT		0.00	0.00	0.00	(719.13)	719.13
				9/18/2009	8/18/2009	INT		0.00	0.00	0.00	(11,140.63)	11,140.63
381505	ROYAL BANK OF CANADA	/RBC	YCDF				0.6181 / 0.6181					
				9/23/2009	8/23/2009	INT		0.00	0.00	0.00	(263.69)	263.69

County of Orange Treasurer-Tax Collector's Office Detail Transaction Report

Transaction Date From 01-Aug-2009 To 31-Aug-2009
As at : 10-Sep-2009

Deal	Issuer	Broker	Inst Type	Maturity Date	Trans Date	Trans Type	Coupon/ Yield(%)	Par Value	Cost	Purchased Interest	(Interest) Amort / (Accret) (Gain) / Loss	Settlement
Fund: Money Market Fund												
				9/23/2009	8/23/2009	INT		0.00	0.00	0.00	(8,180.56)	8,180.56
382430	FED FARM CR BK	/RBC	AGN 2				0.5600 / 0.5600					
				4/27/2010	8/27/2009	INT		0.00	0.00	0.00	(6,996.53)	6,996.53
382494	FED FARM CR BK	/JP MORGAN CHASE & CO	AGN 2				0.6625 / 0.6725					
				4/27/2010	8/27/2009	INT		0.00	0.00	0.00	(3,659.72)	3,659.72
382496	FED FARM CR BK	/OPPENHEIMER & CO., INC	AGN 2				0.6625 / 0.6675					
				4/27/2010	8/27/2009	INT		0.00	0.00	0.00	(9,149.31)	9,149.31
383464	FED HM LN BK BD	/RBC	AGN 2				0.4510 / 0.7076					
				8/10/2009	8/10/2009	INT		0.00	0.00	0.00	(8,826.39)	8,826.39
				8/10/2009	8/10/2009	MAT		(50,000,000.00)	(49,953,550.00)	0.00	(46,450.00)	50,000,000.00
385159	COCA-COLA CO	/BANK OF AMERICA	CP				0.4000 / 0.4006					
				8/17/2009	8/17/2009	MAT		(30,000,000.00)	(29,958,000.00)	0.00	(42,000.00)	30,000,000.00
387580	FED HM LN BK BD	/BARCLAY CAPITAL	AGN 2				1.0660 / 0.7121					
				11/23/2009	8/23/2009	INT		0.00	0.00	0.00	(60,822.22)	60,822.22
388587	RABOBANK NEDERLAND	/GOLDMAN SACHS GROUP INC	YCDF				1.0163 / 1.0163					
				5/4/2010	8/4/2009	INT		0.00	0.00	0.00	(38,956.25)	38,956.25
388983	WAL-MART STORES INC	/WELLS FARGO BANK	MTN				6.8750 / 0.6758					
				8/10/2009	8/10/2009	INT		0.00	0.00	0.00	(62,046.88)	62,046.88
				8/10/2009	8/10/2009	MAT		(1,805,000.00)	(1,834,353.56)	0.00	29,353.56	1,805,000.00
396605	WAL-MART STORES INC	/RBC	MTN				6.8750 / 0.4551					
				8/10/2009	8/10/2009	INT		0.00	0.00	0.00	(103,125.00)	103,125.00
				8/10/2009	8/10/2009	MAT		(3,000,000.00)	(3,027,180.00)	0.00	27,180.00	3,000,000.00
397506	COCA-COLA CO	/BANK OF AMERICA	CP				0.2000 / 0.2001					
				8/21/2009	8/21/2009	MAT		(10,000,000.00)	(9,996,833.33)	0.00	(3,166.67)	10,000,000.00
398250	JOHNSON & JOHNSON	/DEUTSCHE	CP				0.1500 / 0.1500					
				8/13/2009	8/13/2009	MAT		(15,000,000.00)	(14,997,312.50)	0.00	(2,687.50)	15,000,000.00
398251	JOHNSON & JOHNSON	/DEUTSCHE	CP				0.1500 / 0.1500					
				8/12/2009	8/12/2009	MAT		(15,000,000.00)	(14,997,375.00)	0.00	(2,625.00)	15,000,000.00
398252	JOHNSON & JOHNSON	/DEUTSCHE	CP				0.1500 / 0.1500					

County of Orange Treasurer-Tax Collector's Office Detail Transaction Report

Transaction Date From 01-Aug-2009 To 31-Aug-2009
As at : 10-Sep-2009

Deal	Issuer	Broker	Inst Type	Maturity Date	Trans Date	Trans Type	Coupon/Yield(%)	Par Value	Cost	Purchased Interest	(Interest) Amort / (Accret) (Gain) / Loss	Settlement
Fund: Money Market Fund												
398254	JOHNSON & JOHNSON	/DEUTSCHE	CP	8/11/2009	8/11/2009	MAT	0.1500 / 0.1500	(20,000,000.00)	(19,996,583.33)	0.00	(3,416.67)	20,000,000.00
398699	FED HM LN BK BD	/FINACORP SECURITIES	AGN 1	8/14/2009	8/14/2009	MAT	0.6000 / 0.6285	(10,000,000.00)	(9,998,166.67)	0.00	(1,833.33)	10,000,000.00
398758	PRIVATE EXPORT FUND CORP	/JP MORGAN CHASE & CO	CP	8/2/2010	8/2/2009	INT	0.1700 / 0.1700	0.00	0.00	0.00	(6,500.00)	6,500.00
400115	CHASE MANHAT BANK USA NA	/JP MORGAN CHASE BANK, NA	CD	8/3/2009	8/3/2009	MAT	0.2000 / 0.2000	(16,000,000.00)	(15,997,960.00)	0.00	(2,040.00)	16,000,000.00
400116	CHASE MANHAT BANK USA NA	/JP MORGAN CHASE BANK, NA	CD	8/13/2009	8/13/2009	INT	0.2000 / 0.2000	0.00	0.00	0.00	(8,611.11)	8,611.11
400129	FHLB DISC CORP	/GOLDMAN SACHS GROUP INC	AGDN	8/13/2009	8/13/2009	MAT	0.1700 / 0.1700	(20,000,000.00)	(20,000,000.00)	0.00	0.00	20,000,000.00
400339	FNMA DISCOUNT	/CRED SUIS SECURITIES	AGDN	8/13/2009	8/13/2009	MAT	0.1600 / 0.1600	(15,000,000.00)	(14,998,370.83)	0.00	(1,629.17)	15,000,000.00
400345	COUNTY OF ORANGE	/BARCLAY CAPITAL	MUNIINTCP	8/18/2009	8/18/2009	MAT	1.2000 / 1.2000	(20,000,000.00)	(19,996,888.89)	0.00	(3,111.11)	20,000,000.00
401605	FHLB DISC CORP	/BARCLAYS CAPITAL	AGDN	8/6/2009	8/6/2009	INT	0.1500 / 0.1500	0.00	0.00	0.00	(34,027.40)	34,027.40
401607	GENERAL ELECTRIC CO	/BANK OF AMERICA	CP	8/6/2009	8/6/2009	MAT	0.1500 / 0.1500	(45,000,000.00)	(45,000,000.00)	0.00	0.00	45,000,000.00
401894	COUNTY OF ORANGE	/JP MORGAN CHASE & CO	MUNIINTCP	8/7/2009	8/7/2009	MAT	0.7500 / 0.7500	(50,000,000.00)	(49,996,250.00)	0.00	(3,750.00)	50,000,000.00
				8/20/2009	8/20/2009	MAT	0.1500 / 0.1500	(45,000,000.00)	(44,994,187.50)	0.00	(5,812.50)	45,000,000.00
				8/20/2009	8/20/2009	INT		0.00	0.00	0.00	(21,159.25)	21,159.25
				8/20/2009	8/20/2009	MAT		(34,325,000.00)	(34,325,000.00)	0.00	0.00	34,325,000.00

County of Orange Treasurer-Tax Collector's Office Detail Transaction Report

Transaction Date From 01-Aug-2009 To 31-Aug-2009
As at : 10-Sep-2009

Deal	Issuer	Broker	Inst Type	Maturity Date	Trans Date	Trans Type	Coupon/Yield(%)	Par Value	Cost	Purchased Interest	(Interest) Amort / (Accret) (Gain) / Loss	Settlement
Fund: Money Market Fund												
402141	JOHNSON & JOHNSON	/DEUTSCHE	CP				0.1200 / 0.1200					
				8/10/2009	8/10/2009	MAT		(40,000,000.00)	(39,997,466.67)	0.00	(2,533.33)	40,000,000.00
402582	TOYOTA MOTOR CREDIT	/TOYOTA FINANCIAL SERVICES	CP				0.2000 / 0.2000					
				8/7/2009	8/7/2009	MAT		(20,000,000.00)	(19,998,333.33)	0.00	(1,666.67)	20,000,000.00
403267	CHASE MANHAT BANK USA NA	/JP MORGAN CHASE & CO	CD				0.2000 / 0.2000					
				8/28/2009	8/28/2009	INT		0.00	0.00	0.00	(7,750.00)	7,750.00
				8/28/2009	8/28/2009	MAT		(45,000,000.00)	(45,000,000.00)	0.00	0.00	45,000,000.00
403272	GENERAL ELECTRIC CO	/BANK OF AMERICA	CP				0.1400 / 0.1400					
				8/4/2009	8/4/2009	MAT		(50,000,000.00)	(49,998,638.89)	0.00	(1,361.11)	50,000,000.00
403273	MICROSOFT CORP	/CITIGROUP GLOBAL MARKETS	CP				0.1300 / 0.1300					
				8/27/2009	8/27/2009	MAT		(50,000,000.00)	(49,994,583.33)	0.00	(5,416.67)	50,000,000.00
403274	MICROSOFT CORP	/MORGAN STANLEY	CP				0.1300 / 0.1300					
				8/27/2009	8/27/2009	MAT		(40,000,000.00)	(39,995,666.67)	0.00	(4,333.33)	40,000,000.00
403277	TOYOTA MOTOR CREDIT	/TOYOTA FINANCIAL SERVICES	CP				0.1700 / 0.1700					
				8/4/2009	8/4/2009	MAT		(20,000,000.00)	(19,999,338.89)	0.00	(661.11)	20,000,000.00
403279	FREDDIE DISCOUNT	/RBC	AGDN				0.1500 / 0.1500					
				8/24/2009	8/24/2009	MAT		(50,000,000.00)	(49,994,375.00)	0.00	(5,625.00)	50,000,000.00
403282	FREDDIE DISCOUNT	/RBC	AGDN				0.1500 / 0.1500					
				8/24/2009	8/24/2009	MAT		(25,000,000.00)	(24,997,187.50)	0.00	(2,812.50)	25,000,000.00
403283	FHLB DISC CORP	/FTN FINANCIAL	AGDN				0.1500 / 0.1500					
				8/21/2009	8/21/2009	MAT		(22,000,000.00)	(21,997,800.00)	0.00	(2,200.00)	22,000,000.00
403817	GENERAL ELECTRIC CO	/BANK OF AMERICA	CP				0.1400 / 0.1400					
				8/11/2009	8/11/2009	MAT		(20,000,000.00)	(19,999,066.67)	0.00	(933.33)	20,000,000.00
403830	FHLB DISC CORP	/BANK OF AMERICA	AGDN				0.0700 / 0.0700					
				8/5/2009	8/5/2009	MAT		(50,000,000.00)	(49,999,416.67)	0.00	(583.33)	50,000,000.00
404093	FED HM LN BK BD	/RBC	AGN 1				0.5500 / 0.5905					
				7/22/2010	8/25/2009	SALE		(5,000,000.00)	(4,997,950.00)	0.00	(7,470.83)	5,005,420.83

County of Orange Treasurer-Tax Collector's Office Detail Transaction Report

Transaction Date From 01-Aug-2009 To 31-Aug-2009
As at : 10-Sep-2009

Deal	Issuer	Broker	Inst Type	Maturity Date	Trans Date	Trans Type	Coupon/Yield(%)	Par Value	Cost	Purchased Interest	(Interest) Amort / (Accret) (Gain) / Loss	Settlement
Fund: Money Market Fund												
404291	CHEVRON FUNDING	/CHEVRON	CP				0.1700 / 0.1700					
				8/25/2009	8/3/2009	PURC		25,000,000.00	24,997,402.78	0.00	0.00	(24,997,402.78)
				8/25/2009	8/25/2009	MAT		(25,000,000.00)	(24,997,402.78)	0.00	(2,597.22)	25,000,000.00
404292	CHEVRON FUNDING	/CHEVRON	CP				0.1400 / 0.1400					
				8/12/2009	8/3/2009	PURC		25,000,000.00	24,999,125.00	0.00	0.00	(24,999,125.00)
				8/12/2009	8/12/2009	MAT		(25,000,000.00)	(24,999,125.00)	0.00	(875.00)	25,000,000.00
404293	FED HM LN BK BD	/CRED SUIS SECURITIES	AGN 1				0.3100 / 0.3200					
				1/22/2010	8/3/2009	PURC		20,000,000.00	19,998,527.20	1,894.44	0.00	(20,000,421.64)
				1/22/2010	8/25/2009	SALE		(20,000,000.00)	(19,998,527.20)	0.00	(16,556.13)	20,015,083.33
404297	WELLS FARGO BANK	/RBC	MTN				4.6250 / 1.1521					
				8/9/2010	8/3/2009	PURC		12,000,000.00	12,420,000.00	268,250.00	0.00	(12,688,250.00)
				8/9/2010	8/9/2009	INT		0.00	0.00	0.00	(277,500.00)	277,500.00
404580	FED HM LN BK BD	/OPPENHEIMER & CO., INC	CALLGOVAGY				0.7500 / 0.6822					
				6/30/2010	8/4/2009	PURC		10,000,000.00	10,013,183.33	0.00	0.00	(10,013,183.33)
404596	FED HM LN BK BD	/	STEPGOVAGY				0.5000 / 0.4320					
				5/5/2010	8/4/2009	PURC		15,000,000.00	15,026,191.67	0.00	0.00	(15,026,191.67)
404597	FED HM LN BK BD	/	STEPGOVAGY				0.5000 / 0.4320					
				5/5/2010	8/4/2009	PURC		15,000,000.00	15,026,191.67	0.00	0.00	(15,026,191.67)
404883	FED HM LN BK BD	/OPPENHEIMER & CO., INC	AGN 1				3.3750 / 0.6180					
				8/13/2010	8/5/2009	PURC		12,065,000.00	12,403,423.25	194,548.13	0.00	(12,597,971.38)
				8/13/2010	8/13/2009	INT		0.00	0.00	0.00	(203,596.88)	203,596.88
405136	FREDDIE MAC	/RBC	AGN 1				1.4300 / 0.6083					
				9/3/2010	8/6/2009	PURC		15,000,000.00	15,131,850.00	91,162.50	0.00	(15,223,012.50)
405139	COUNTY OF ORANGE	/BARCLAY CAPITAL	MUNIINTCP				0.6500 / 0.6500					
				9/3/2009	8/6/2009	PURC		45,000,000.00	45,000,000.00	0.00	0.00	(45,000,000.00)
405140	FED HM LN BK BD	/	STEPGOVAGY				0.5000 / 0.4282					
				5/13/2010	8/6/2009	PURC		20,000,000.00	20,034,055.56	0.00	0.00	(20,034,055.56)
405657	DUPONT EI DE NEMOURS CO	/CRED SUIS SECURITIES	CP				0.2200 / 0.2200					
				9/9/2009	8/10/2009	PURC		12,200,000.00	12,197,763.33	0.00	0.00	(12,197,763.33)
405658	ALCON CAPITAL CORP.	/MORGAN STANLEY	CP				0.1600 / 0.1600					
				8/11/2009	8/10/2009	PURC		48,000,000.00	47,999,786.69	0.00	0.00	(47,999,786.67)

County of Orange Treasurer-Tax Collector's Office Detail Transaction Report

Transaction Date From 01-Aug-2009 To 31-Aug-2009
As at : 10-Sep-2009

Deal	Issuer	Broker	Inst Type	Maturity Date	Trans Date	Trans Type	Coupon/Yield(%)	Par Value	Cost	Purchased Interest	(Interest) Amort / (Accret) (Gain) / Loss	Settlement
Fund: Money Market Fund												
				8/11/2009	8/11/2009	MAT		(48,000,000.00)	(47,999,786.67)	0.00	(213.33)	48,000,000.00
405659	ALCON CAPITAL CORP.	/CITIGROUP GLOBAL MARKETS	CP				0.1600 / 0.1600					
				8/11/2009	8/10/2009	PURC		29,860,000.00	29,859,867.30	0.00	0.00	(29,859,867.29)
				8/11/2009	8/11/2009	MAT		(29,860,000.00)	(29,859,867.29)	0.00	(132.71)	29,860,000.00
405664	FANNIE MAE	/RBC	AGN 1				3.0000 / 0.6060					
				7/12/2010	8/10/2009	PURC		42,750,000.00	43,689,645.00	99,750.00	0.00	(43,789,395.00)
				7/12/2010	8/11/2009	SALE		(42,750,000.00)	(43,689,645.00)	0.00	30,626,037.50	13,063,607.50
405665	FANNIE MAE	/CITIGROUP GLOBAL MARKETS	AGN 1				3.2500 / 0.6276					
				8/12/2010	8/10/2009	PURC		10,000,000.00	10,262,450.00	160,694.44	0.00	(10,423,144.44)
				8/12/2010	8/12/2009	INT		0.00	0.00	0.00	(162,500.00)	162,500.00
405667	FREDDIE MAC	/OPPENHEIMER & CO., INC	AGN 1				1.4300 / 0.6486					
				9/3/2010	8/10/2009	PURC		10,000,000.00	10,082,700.00	62,363.89	0.00	(10,145,063.89)
405669	FNMA DISCOUNT	/JP MORGAN CHASE & CO	AGDN				0.1600 / 0.1600					
				9/16/2009	8/10/2009	PURC		25,000,000.00	24,995,888.90	0.00	0.00	(24,995,888.89)
405831	FED HM LN BK BD	/	STEPGOVAGY				0.5000 / 0.4586					
				5/13/2010	8/10/2009	PURC		50,000,000.00	50,076,041.65	0.00	0.00	(50,076,041.67)
405834	FED HM LN BK BD	/	STEPGOVAGY				0.5000 / 0.3462					
				6/15/2010	8/10/2009	PURC		10,000,000.00	10,020,083.33	0.00	0.00	(10,020,083.33)
405890	ALCON CAPITAL CORP.	/CRED SUIS SECURITIES	CP				0.1000 / 0.1000					
				8/12/2009	8/11/2009	PURC		25,000,000.00	24,999,930.55	0.00	0.00	(24,999,930.56)
				8/12/2009	8/12/2009	MAT		(25,000,000.00)	(24,999,930.56)	0.00	(69.44)	25,000,000.00
405891	NESTLE CAPITAL CORP	/CRED SUIS SECURITIES	CP				0.0800 / 0.0800					
				8/12/2009	8/11/2009	PURC		20,000,000.00	19,999,955.56	0.00	0.00	(19,999,955.56)
				8/12/2009	8/12/2009	MAT		(20,000,000.00)	(19,999,955.56)	0.00	(44.44)	20,000,000.00
406140	GENERAL ELECTRIC CO	/BANK OF AMERICA	CP				0.1200 / 0.1200					
				8/19/2009	8/12/2009	PURC		35,000,000.00	34,999,183.35	0.00	0.00	(34,999,183.33)
				8/19/2009	8/19/2009	MAT		(35,000,000.00)	(34,999,183.33)	0.00	(816.67)	35,000,000.00
406387	TOYOTA MOTOR CREDIT	/TOYOTA FINANCIAL SERVICES	CP				0.1600 / 0.1600					
				8/18/2009	8/13/2009	PURC		20,000,000.00	19,999,555.56	0.00	0.00	(19,999,555.56)

County of Orange Treasurer-Tax Collector's Office Detail Transaction Report

Transaction Date From 01-Aug-2009 To 31-Aug-2009
As at : 10-Sep-2009

Deal	Issuer	Broker	Inst Type	Maturity Date	Trans Date	Trans Type	Coupon/Yield(%)	Par Value	Cost	Purchased Interest	(Interest) Amort / (Accret) (Gain) / Loss	Settlement
Fund: Money Market Fund												
				8/18/2009	8/18/2009	MAT		(20,000,000.00)	(19,999,555.56)	0.00	(444.44)	20,000,000.00
406390	BANK OF AMERICA CORP	/BARCLAY CAPITAL	MTNF				0.7213 / 0.3165					
				9/25/2009	8/13/2009	INT		0.00	0.00	0.00	(403.10)	403.10
				9/25/2009	8/13/2009	PURC		20,120,000.00	20,130,120.36	18,139.44	0.00	(20,148,259.80)
406409	WAL-MART FUNDING CORP.	/CRED SUIS SECURITIES	ABCP				0.2600 / 0.2601					
				9/9/2009	8/12/2009	PURC		50,000,000.00	49,989,888.90	0.00	0.00	(49,989,888.89)
406410	WAL-MART FUNDING CORP.	/CRED SUIS SECURITIES	ABCP				0.2600 / 0.2601					
				9/9/2009	8/12/2009	PURC		25,000,000.00	24,994,944.45	0.00	0.00	(24,994,944.44)
406636	BNP PARIBAS NY BRANCH	/GOLDMAN SACHS GROUP INC	YCD				0.2100 / 0.2100					
				9/14/2009	8/14/2009	PURC		40,000,000.00	40,000,000.00	0.00	0.00	(40,000,000.00)
406639	FHLB DISC CORP	/UBS FINANCIAL SERVICES	AGDN				0.1400 / 0.1400					
				9/11/2009	8/14/2009	PURC		20,000,000.00	19,997,822.22	0.00	0.00	(19,997,822.22)
406881	FANNIE MAE	/JP MORGAN CHASE & CO	AGNF1				4.0000 / 0.2745					
				8/26/2009	8/17/2009	PURC		30,000,000.00	30,597,900.00	0.00	0.00	(30,597,900.00)
				8/26/2009	8/26/2009	INT		0.00	0.00	0.00	(600,000.00)	600,000.00
				8/26/2009	8/26/2009	MAT		(30,000,000.00)	(30,597,900.00)	0.00	597,900.00	30,000,000.00
406885	FED HM LN BK BD	/DEUTSCHE	CALLGOVAGY				0.6250 / 0.6501					
				8/17/2010	8/17/2009	PURC		15,000,000.00	14,996,250.00	0.00	0.00	(14,996,250.00)
407518	GENERAL ELECTRIC CO	/BANK OF AMERICA	CP				0.1800 / 0.1800					
				9/24/2009	8/19/2009	PURC		45,000,000.00	44,991,900.00	0.00	0.00	(44,991,900.00)
407533	BANK OF AMERICA CORP	/MORGAN STANLEY	MTN				4.5000 / 2.0262					
				8/1/2010	8/19/2009	PURC		1,000,000.00	1,023,150.00	2,250.00	0.00	(1,025,400.00)
407725	MICROSOFT CORP	/MORGAN STANLEY	CP				0.1300 / 0.1300					
				9/2/2009	8/20/2009	PURC		8,000,000.00	7,999,624.44	0.00	0.00	(7,999,624.44)
407726	COUNTY OF ORANGE	/JP MORGAN CHASE & CO	MUNIINTCP				0.5000 / 0.5000					
				10/16/2009	8/20/2009	PURC		34,325,000.00	34,325,000.00	0.00	0.00	(34,325,000.00)
407727	FHLB DISC CORP	/RBS GREENWICH CAPITAL	AGDN				0.1400 / 0.1400					
				9/16/2009	8/20/2009	PURC		30,000,000.00	29,996,850.00	0.00	0.00	(29,996,850.00)

County of Orange Treasurer-Tax Collector's Office Detail Transaction Report

Transaction Date From 01-Aug-2009 To 31-Aug-2009
As at : 10-Sep-2009

Deal	Issuer	Broker	Inst Type	Maturity Date	Trans Date	Trans Type	Coupon/Yield(%)	Par Value	Cost	Purchased Interest	(Interest) Amort / (Accret) (Gain) / Loss	Settlement
Fund: Money Market Fund												
407729	JP MORGAN CHASE & CO	/JP MORGAN CHASE & CO	MTNF				0.7813 / 0.3552					
				11/19/2009	8/20/2009	PURC		24,000,000.00	24,025,824.00	520.83	0.00	(24,026,344.83)
407790	FHLB DISC CORP	/JP MORGAN CHASE & CO	AGDN				0.1300 / 0.1300					
				9/4/2009	8/21/2009	PURC		50,000,000.00	49,997,472.20	0.00	0.00	(49,997,472.22)
408188	FHLB DISC CORP	/CRED SUIS SECURITIES	AGDN				0.1300 / 0.1300					
				9/21/2009	8/24/2009	PURC		50,000,000.00	49,994,944.45	0.00	0.00	(49,994,944.44)
408191	AUTOMATIC DATA PROCESSING, INC	/BARCLAY CAPITAL	CP				0.1700 / 0.1700					
				8/25/2009	8/24/2009	PURC		11,800,000.00	11,799,944.28	0.00	0.00	(11,799,944.28)
				8/25/2009	8/25/2009	MAT		(11,800,000.00)	(11,799,944.28)	0.00	(55.72)	11,800,000.00
408194	FED HM LN BK BD	/WELLS FARGO BANK	CALLGOVAGY				0.7500 / 0.7500					
				8/24/2010	8/24/2009	PURC		15,000,000.00	15,000,000.00	0.00	0.00	(15,000,000.00)
408201	FED HM LN BK BD	/	CALLGOVAGY				0.7500 / 0.6978					
				6/30/2010	8/24/2009	PURC		10,000,000.00	10,015,650.00	0.00	0.00	(10,015,650.00)
408266	AUTOMATIC DATA PROCESSING, INC	/DEUTSCHE	CP				0.1500 / 0.1500					
				8/26/2009	8/25/2009	PURC		35,000,000.00	34,999,854.16	0.00	0.00	(34,999,854.17)
				8/26/2009	8/26/2009	MAT		(35,000,000.00)	(34,999,854.17)	0.00	(145.83)	35,000,000.00
408380	FED HM LN BK BD	/RBS GREENWICH CAPITAL	CALLGOVAGY				0.6800 / 0.6800					
				8/25/2010	8/25/2009	PURC		15,000,000.00	15,000,000.00	0.00	0.00	(15,000,000.00)
408701	FREDDIE DISCOUNT	/FTN FINANCIAL	AGDN				0.1000 / 0.1000					
				9/8/2009	8/26/2009	PURC		21,600,000.00	21,599,220.00	0.00	0.00	(21,599,220.00)
408702	FREDDIE DISCOUNT	/BARCLAYS CAPITAL	AGDN				0.1000 / 0.1000					
				9/9/2009	8/26/2009	PURC		35,000,000.00	34,998,638.89	0.00	0.00	(34,998,638.89)
408703	AUTOMATIC DATA PROCESSING, INC	/DEUTSCHE	CP				0.1500 / 0.1500					
				8/27/2009	8/26/2009	PURC		50,000,000.00	49,999,791.65	0.00	0.00	(49,999,791.67)
				8/27/2009	8/27/2009	MAT		(50,000,000.00)	(49,999,791.67)	0.00	(208.33)	50,000,000.00
408753	GENERAL ELECTRIC CO	/BANK OF AMERICA	CP				0.1000 / 0.1000					
				9/3/2009	8/27/2009	PURC		50,000,000.00	49,999,027.80	0.00	0.00	(49,999,027.78)
408755	FED HM LN BK BD	/CRED SUIS SECURITIES	CALLGOVAGY				0.7000 / 0.7000					

County of Orange Treasurer-Tax Collector's Office Detail Transaction Report

Transaction Date From 01-Aug-2009 To 31-Aug-2009
As at : 10-Sep-2009

Deal	Issuer	Broker	Inst Type	Maturity Date	Trans Date	Trans Type	Coupon/Yield(%)	Par Value	Cost	Purchased Interest	(Interest) Amort / (Accret) (Gain) / Loss	Settlement
Fund: Money Market Fund												
408757	FED HM LN BK BD	/JP MORGAN CHASE & CO	AGN FLOAT1	8/27/2010	8/27/2009	PURC	0.2110 / 0.2060	15,000,000.00	15,000,000.00	0.00	0.00	(15,000,000.00)
408758	FED HM LN BK BD	/JP MORGAN CHASE & CO	AGN FLOAT1	10/2/2009	8/27/2009	PURC	0.2110 / 0.2060	50,000,000.00	50,007,576.40	0.00	0.00	(50,007,576.39)
408986	FED HM LN BK BD	/	CALLGOVAGY	10/2/2009	8/27/2009	PURC	0.6800 / 0.5790	47,000,000.00	47,007,121.82	0.00	0.00	(47,007,121.81)
409220	TOYOTA MOTOR CREDIT	/TOYOTA FINANCIAL SERVICES	CP	8/25/2010	8/27/2009	PURC	0.1500 / 0.1500	5,000,000.00	5,005,188.89	0.00	0.00	(5,005,188.89)
409222	CHEVRON FUNDING	/CHEVRON	CP	9/15/2009	8/28/2009	PURC	0.1600 / 0.1600	20,000,000.00	19,998,500.00	0.00	0.00	(19,998,500.00)
409229	BANK OF AMERICA NA	/RBC	MTNF	9/28/2009	8/28/2009	PURC	1.0588 / 0.8221	8,000,000.00	7,998,897.78	0.00	0.00	(7,998,897.78)
409268	WAL-MART STORES INC	/GOLDMAN SACHS GROUP INC	CP	5/12/2010	8/28/2009	PURC	0.1400 / 0.1400	15,000,000.00	15,025,200.00	7,058.33	0.00	(15,032,258.33)
409764	FED HM LN BK BD	/	CALLGOVAGY	9/28/2009	8/31/2009	PURC	0.6250 / 0.5693	20,000,000.00	19,997,822.22	0.00	0.00	(19,997,822.22)
				8/17/2010	8/20/2009	PURC		15,000,000.00	15,009,031.25	0.00	0.00	(15,009,031.25)
Sub Total:								(21,820,000.00)	(20,208,861.50)	906,632.00	53,524,588.80	(34,222,359.29)
Fund: Extended Fund												
289169	GENERAL ELEC CAP CORP	/CRED SUIS SECURITIES	MTNF				5.4400 / 5.6303					
344990	FREDDIE MAC	/FINACORP SECURITIES	AGN 1	5/10/2010	8/10/2009	INT	3.1250 / 3.1619	0.00	0.00	0.00	(5,908.36)	5,908.36
348080	FHLB DISC CORP	/CRED SUIS SECURITIES	AGDN	2/12/2010	8/12/2009	INT	2.9200 / 3.0088	0.00	0.00	0.00	(390,625.00)	390,625.00
350108	GENERAL ELEC CAP CORP	/WELLS FARGO BANK	MTNF	8/21/2009	8/21/2009	MAT	2.8625 / 3.2082	(17,596,000.00)	(17,076,487.88)	0.00	(519,512.12)	17,596,000.00
353057	FREDDIE MAC	/FINACORP SECURITIES	AGN 2	5/10/2010	8/10/2009	INT	3.0100 / 3.0469	0.00	0.00	0.00	(51,377.08)	51,377.08

County of Orange Treasurer-Tax Collector's Office Detail Transaction Report

Transaction Date From 01-Aug-2009 To 31-Aug-2009
As at : 10-Sep-2009

Deal	Issuer	Broker	Inst Type	Maturity Date	Trans Date	Trans Type	Coupon/Yield(%)	Par Value	Cost	Purchased Interest	(Interest) Amort / (Accret) (Gain) / Loss	Settlement
Fund:	Extended Fund											
				9/18/2009	8/19/2009	INT		0.00	0.00	0.00	(8,398.44)	8,398.44
353685	FED FARM CR BK	/FTN FINANCIAL	AGN 1				3.1250 / 3.1250					
				9/29/2010	8/26/2009	SALE		(50,000,000.00)	(50,000,000.00)	0.00	(763,020.83)	50,763,020.83
358815	FREDDIE MAC	/FINACORP SECURITIES	AGN 2				4.2475 / 4.4783					
				9/18/2009	8/18/2009	INT		0.00	0.00	0.00	(71.91)	71.91
				9/18/2009	8/18/2009	INT		0.00	0.00	0.00	(1,114.06)	1,114.06
362625	FREDDIE MAC	/UBS FINANCIAL SERVICES	AGN 1				3.2500 / 3.1179					
				2/25/2011	8/25/2009	INT		0.00	0.00	0.00	(812,500.00)	812,500.00
365347	FANNIE MAE	/FTN FINANCIAL	AGN 1				4.0000 / 3.5977					
				8/26/2011	8/17/2009	SALE		(50,000,000.00)	(50,512,500.00)	0.00	(484,000.00)	50,996,500.00
366752	OC TRANSPORTATION AUTHORITY	/OCTA	MUNIBND				3.8500 / 0.0000					
				12/10/2009	8/15/2009	INT		0.00	0.00	0.00	(477,294.52)	477,294.52
366753	OC TRANSPORTATION AUTHORITY	/OCTA	MUNIBND				3.8500 / 0.0000					
				12/10/2009	8/15/2009	INT		0.00	0.00	0.00	(1,431,883.56)	1,431,883.56
369059	FED FARM CR BK	/BANK OF AMERICA	AGN 2				0.4800 / 0.4800					
				1/6/2011	8/6/2009	INT		0.00	0.00	0.00	(15,258.03)	15,258.03
373415	FREDDIE MAC	/UBS FINANCIAL SERVICES	AGN 1				2.2500 / 2.2500					
				2/2/2012	8/2/2009	INT		0.00	0.00	0.00	(281,250.00)	281,250.00
375848	FREDDIE MAC	/UBS FINANCIAL SERVICES	AGN 1				2.0000 / 2.0000					
				2/18/2011	8/18/2009	INT		0.00	0.00	0.00	(500,000.00)	500,000.00
375849	FREDDIE MAC	/UBS FINANCIAL SERVICES	AGN 1				2.0000 / 2.0000					
				2/18/2011	8/18/2009	INT		0.00	0.00	0.00	(500,000.00)	500,000.00
377393	FANNIE MAE	/UBS FINANCIAL SERVICES	AGN 1				2.2500 / 2.2587					
				2/24/2012	8/24/2009	INT		0.00	0.00	0.00	(506,250.00)	506,250.00
378056	CHEVRON CORP	/BARCLAY CAPITAL	MTN				3.4500 / 3.4521					
				3/3/2012	8/25/2009	SALE		(50,000,000.00)	(49,997,000.00)	0.00	44,722,783.33	5,274,216.67
				3/3/2012	8/25/2009	SALE		(50,000,000.00)	(49,997,000.00)	0.00	44,722,033.33	5,274,966.67
				3/3/2012	8/25/2009	SALE		(50,000,000.00)	(49,997,000.00)	0.00	44,721,733.33	5,275,266.67
				3/3/2012	8/25/2009	SALE		(50,000,000.00)	(49,997,000.00)	0.00	13,067,333.33	36,929,666.67

County of Orange Treasurer-Tax Collector's Office Detail Transaction Report

Transaction Date From 01-Aug-2009 To 31-Aug-2009
As at : 10-Sep-2009

Deal	Issuer	Broker	Inst Type	Maturity Date	Trans Date	Trans Type	Coupon/Yield(%)	Par Value	Cost	Purchased Interest	(Interest) Amort / (Accret) (Gain) / Loss	Settlement
Fund:	Extended Fund											
378057	CHEVRON CORP	/BARCLAY CAPITAL	MTN				3.4500 / 3.4521					
				3/3/2012	8/25/2009	SALE		(50,000,000.00)	(49,997,000.00)	0.00	39,444,766.67	10,552,233.33
				3/3/2012	8/25/2009	SALE		(50,000,000.00)	(49,997,000.00)	0.00	7,791,666.67	42,205,333.33
396319	FED HM LN BK BD	/GREAT PACIFIC	AGN 1				1.6250 / 1.4194					
				7/27/2011	8/14/2009	SALE		(20,000,000.00)	(20,085,200.00)	0.00	(81,547.22)	20,166,747.22
396329	FED HM LN BK BD	/OPPENHEIMER & CO., INC	AGN 1				1.6250 / 1.4209					
				7/27/2011	8/14/2009	SALE		(28,450,000.00)	(28,570,343.50)	0.00	(116,854.42)	28,687,197.92
403549	FED HM LN BK BD	/UBS FINANCIAL SERVICES	AGN 1				1.6250 / 1.3009					
				7/27/2011	8/28/2009	SALE		(50,000,000.00)	(50,318,000.00)	0.00	(120,465.28)	50,438,465.28
403550	FED HM LN BK BD	/UBS FINANCIAL SERVICES	AGN 1				1.6250 / 1.3009					
				7/27/2011	8/28/2009	SALE		(50,000,000.00)	(50,318,000.00)	0.00	(120,465.28)	50,438,465.28
404295	FED HM LN BK BD	/UBS FINANCIAL SERVICES	AGN 1				1.5700 / 1.5701					
				1/17/2012	8/3/2009	PURC		50,000,000.00	50,000,000.00	0.00	0.00	(50,000,000.00)
404578	US TREASURY N/B	/JP MORGAN CHASE & CO	T				1.0000 / 1.1993					
				7/31/2011	8/4/2009	PURC		50,000,000.00	49,804,687.50	5,434.78	0.00	(49,810,122.28)
				7/31/2011	8/20/2009	SALE		(50,000,000.00)	(49,804,687.50)	0.00	(230,298.91)	50,034,986.41
404579	US TREASURY N/B	/CRED SUIS SECURITIES	T				1.0000 / 1.1993					
				7/31/2011	8/4/2009	PURC		50,000,000.00	49,804,687.50	5,434.78	0.00	(49,810,122.28)
				7/31/2011	8/20/2009	SALE		(50,000,000.00)	(49,804,687.50)	0.00	(234,205.16)	50,038,892.66
405892	FED HM LN BK BD	/JP MORGAN CHASE & CO	CALLGOVAGY				1.3750 / 1.4412					
				8/11/2011	8/11/2009	PURC		50,000,000.00	49,935,000.00	0.00	0.00	(49,935,000.00)
405893	FED HM LN BK BD	/JP MORGAN CHASE & CO	CALLGOVAGY				1.3750 / 1.4412					
				8/11/2011	8/11/2009	PURC		10,580,000.00	10,566,246.00	0.00	0.00	(10,566,246.00)
405894	FED HM LN BK BD	/UBS FINANCIAL SERVICES	CALLGOVAGY				1.3750 / 1.4386					
				8/11/2011	8/11/2009	PURC		50,000,000.00	49,937,500.00	0.00	0.00	(49,937,500.00)
406879	FANNIE MAE	/CRED SUIS SECURITIES	CALLGOVAGY				1.5500 / 1.6640					
				11/17/2011	8/17/2009	PURC		50,000,000.00	49,875,000.00	0.00	0.00	(49,875,000.00)
406880	FANNIE MAE	/CRED SUIS SECURITIES	CALLGOVAGY				1.5500 / 1.6640					
				11/17/2011	8/17/2009	PURC		50,000,000.00	49,875,000.00	0.00	0.00	(49,875,000.00)

County of Orange Treasurer-Tax Collector's Office Detail Transaction Report

Transaction Date From 01-Aug-2009 To 31-Aug-2009
As at : 10-Sep-2009

Deal	Issuer	Broker	Inst Type	Maturity Date	Trans Date	Trans Type	Coupon/Yield(%)	Par Value	Cost	Purchased Interest	(Interest) Amort / (Accret) (Gain) / Loss	Settlement
Fund: Extended Fund												
407722	NESTLE CAPITAL CORP	/BANK OF AMERICA	CP				0.1100 / 0.1100					
				8/24/2009	8/20/2009	PURC		50,000,000.00	49,999,388.90	0.00	0.00	(49,999,388.89)
				8/24/2009	8/24/2009	MAT		(50,000,000.00)	(49,999,388.89)	0.00	(611.11)	50,000,000.00
407723	NESTLE CAPITAL CORP	/BANK OF AMERICA	CP				0.1100 / 0.1100					
				8/24/2009	8/20/2009	PURC		25,000,000.00	24,999,694.45	0.00	0.00	(24,999,694.44)
				8/24/2009	8/24/2009	MAT		(25,000,000.00)	(24,999,694.44)	0.00	(305.56)	25,000,000.00
407728	WAL-MART STORES INC	/CRED SUIS SECURITIES	ABCP				0.1300 / 0.1300					
				8/31/2009	8/20/2009	PURC		25,000,000.00	24,999,006.95	0.00	0.00	(24,999,006.94)
				8/31/2009	8/31/2009	MAT		(25,000,000.00)	(24,999,006.94)	0.00	(993.06)	25,000,000.00
408189	FHLB DISC CORP	/BANK OF AMERICA	AGDN				0.1430 / 0.1430					
				9/16/2009	8/24/2009	PURC		50,000,000.00	49,995,431.95	0.00	0.00	(49,995,431.94)
408190	FHLB DISC CORP	/BANK OF AMERICA	AGDN				0.1430 / 0.1430					
				9/16/2009	8/24/2009	PURC		25,000,000.00	24,997,715.98	0.00	0.00	(24,997,715.97)
408263	FHLB DISC CORP	/CRED SUIS SECURITIES.	AGDN				0.0800 / 0.0800					
				9/2/2009	8/25/2009	PURC		25,000,000.00	24,999,555.55	0.00	0.00	(24,999,555.56)
408264	GENERAL ELECTRIC CO	/BANK OF AMERICA	CP				0.1600 / 0.1600					
				9/23/2009	8/25/2009	PURC		25,000,000.00	24,996,777.78	0.00	0.00	(24,996,777.78)
408268	AUTOMATIC DATA PROCESSING, INC	/BARCLAYS CAPITAL	CP				0.1500 / 0.1500					
				8/26/2009	8/25/2009	PURC		25,000,000.00	24,999,895.83	0.00	0.00	(24,999,895.83)
				8/26/2009	8/26/2009	MAT		(25,000,000.00)	(24,999,895.83)	0.00	(104.17)	25,000,000.00
408270	AUTOMATIC DATA PROCESSING, INC	/BARCLAYS CAPITAL	CP				0.1500 / 0.1500					
				8/26/2009	8/25/2009	PURC		25,000,000.00	24,999,895.83	0.00	0.00	(24,999,895.83)
				8/26/2009	8/26/2009	MAT		(25,000,000.00)	(24,999,895.83)	0.00	(104.17)	25,000,000.00
408698	FHLB DISC CORP	/UBS FINANCIAL SERVICES	AGDN				0.0800 / 0.0800					
				8/27/2009	8/26/2009	PURC		50,000,000.00	49,999,888.90	0.00	0.00	(49,999,888.89)
				8/27/2009	8/27/2009	MAT		(50,000,000.00)	(49,999,888.89)	0.00	(111.11)	50,000,000.00
408706	US TREASURY N/B	/FTN FINANCIAL	TBILL				0.0500 / 0.0500					
				9/10/2009	8/26/2009	PURC		25,000,000.00	24,999,479.18	0.00	0.00	(24,999,479.17)
408707	US TREASURY N/B	/FTN FINANCIAL	TBILL				0.1000 / 0.1000					
				9/24/2009	8/26/2009	PURC		25,000,000.00	24,997,986.10	0.00	0.00	(24,997,986.11)

County of Orange Treasurer-Tax Collector's Office Detail Transaction Report

Transaction Date From 01-Aug-2009 To 31-Aug-2009
As at : 10-Sep-2009

Deal	Issuer	Broker	Inst Type	Maturity Date	Trans Date	Trans Type	Coupon/Yield(%)	Par Value	Cost	Purchased Interest	(Interest) Amort / (Accret) (Gain) / Loss	Settlement
Fund: Extended Fund												
408760	FED HM LN BK BD	/JP MORGAN CHASE & CO	AGN FLOAT1				0.2110 / 0.2060					
				10/2/2009	8/27/2009	PURC		50,000,000.00	50,007,576.40	0.00	0.00	(50,007,576.39)
409221	FREDDIE DISCOUNT	/GOLDMAN SACHS GROUP INC	AGDN				0.1000 / 0.1000					
				9/9/2009	8/28/2009	PURC		50,000,000.00	49,998,333.35	0.00	0.00	(49,998,333.33)
409223	FREDDIE DISCOUNT	/GOLDMAN SACHS GROUP INC	AGDN				0.1000 / 0.1000					
				9/9/2009	8/28/2009	PURC		50,000,000.00	49,998,333.35	0.00	0.00	(49,998,333.33)
409274	FHLB DISC CORP	/BANK OF AMERICA	AGDN				0.1350 / 0.1350					
				9/25/2009	8/31/2009	PURC		25,000,000.00	24,997,656.25	0.00	0.00	(24,997,656.25)
Sub Total:								44,534,000.00	43,315,060.53	10,869.56	186,815,787.30	(230,141,717.31)
Fund: Schools Money Market Fund												
348323	AMERICAN HONDA FINANCE	/JP MORGAN CHASE & CO	MTNF				2.9594 / 2.9594					
				8/26/2009	8/26/2009	INT		0.00	0.00	0.00	(82,927.78)	82,927.78
				8/26/2009	8/26/2009	MAT		(40,000,000.00)	(40,000,000.00)	0.00	0.00	40,000,000.00
353058	FREDDIE MAC	/FINACORP SECURITIES	AGN 2				3.0100 / 3.0469					
				9/18/2009	8/19/2009	INT		0.00	0.00	0.00	(8,398.44)	8,398.44
366734	TOYOTA MOTOR CREDIT	/BANK OF AMERICA	MTNF				1.9013 / 1.9013					
				12/21/2009	8/19/2009	INT		0.00	0.00	0.00	(33,515.63)	33,515.63
373418	RABOBANK USA FINANCIAL CORP	/RABOBANK NEDERLAND	YCDF				1.1744 / 1.1744					
				2/2/2010	8/3/2009	INT		0.00	0.00	0.00	(65,632.81)	65,632.81
				2/2/2010	8/4/2009	INT		0.00	0.00	0.00	(2,117.69)	2,117.69
373967	FREDDIE MAC	/BARCLAY CAPITAL	AGN 2				1.0850 / 1.0850					
				2/4/2010	8/4/2009	INT		0.00	0.00	0.00	(55,982.64)	55,982.64
374019	FED HM LN BK BD	/STIFFEL NICOLAUS, LLC	AGN 1				1.0000 / 1.0000					
				2/5/2010	8/5/2009	INT		0.00	0.00	0.00	(50,000.00)	50,000.00
374651	U.S. BANK	/CRED SUIS SECURITIES	MTNF				1.6250 / 2.4219					
				2/4/2010	8/4/2009	INT		0.00	0.00	0.00	(21,479.79)	21,479.79
381507	ROYAL BANK OF CANADA	/RBC	YCDF				0.6181 / 0.6181					

County of Orange Treasurer-Tax Collector's Office Detail Transaction Report

Transaction Date From 01-Aug-2009 To 31-Aug-2009
As at : 10-Sep-2009

Deal	Issuer	Broker	Inst Type	Maturity Date	Trans Date	Trans Type	Coupon/Yield(%)	Par Value	Cost	Purchased Interest	(Interest) Amort / (Accret) (Gain) / Loss	Settlement
Fund: Schools Money Market Fund												
				9/23/2009	8/23/2009	INT		0.00	0.00	0.00	(242.60)	242.60
				9/23/2009	8/23/2009	INT		0.00	0.00	0.00	(7,526.11)	7,526.11
382434	FED FARM CR BK	/RBC	AGN 2				0.5600 / 0.5600					
				4/27/2010	8/27/2009	INT		0.00	0.00	0.00	(6,996.53)	6,996.53
382497	FED FARM CR BK	/OPPENHEIMER & CO., INC	AGN 2				0.6625 / 0.6675					
				4/27/2010	8/27/2009	INT		0.00	0.00	0.00	(9,149.31)	9,149.31
382749	WAL-MART STORES INC	/MORGAN STANLEY	MTN				6.8750 / 0.8071					
				8/10/2009	8/10/2009	INT		0.00	0.00	0.00	(158,125.00)	158,125.00
				8/10/2009	8/10/2009	MAT		(4,600,000.00)	(4,702,373.00)	0.00	102,373.00	4,600,000.00
383463	FED HM LN BK BD	/RBC	AGN 2				0.4510 / 0.7076					
				8/10/2009	8/10/2009	INT		0.00	0.00	0.00	(7,943.75)	7,943.75
				8/10/2009	8/10/2009	MAT		(45,000,000.00)	(44,958,195.00)	0.00	(41,805.00)	45,000,000.00
387579	FED HM LN BK BD	/BARCLAY CAPITAL	AGN 2				1.0660 / 0.7121					
				11/23/2009	8/23/2009	INT		0.00	0.00	0.00	(60,822.22)	60,822.22
388007	FREDDIE MAC	/FINACORP SECURITIES	AGN 1				1.2500 / 0.9131					
				3/18/2010	8/27/2009	SALE		(7,000,000.00)	(7,020,748.00)	0.00	(21,957.83)	7,042,705.83
388586	RABOBANK NEDERLAND	/GOLDMAN SACHS GROUP INC	YCDF				1.0163 / 1.0163					
				5/4/2010	8/4/2009	INT		0.00	0.00	0.00	(38,956.25)	38,956.25
391162	BANK OF AMERICA NA	/RBC	MTNF				1.1269 / 2.5133					
				11/6/2009	8/6/2009	INT		0.00	0.00	0.00	(18,430.75)	18,430.75
394872	FED HM LN BK BD	/OPPENHEIMER & CO., INC	AGN 1				0.5500 / 0.6787					
				6/10/2010	8/14/2009	SALE		(10,000,000.00)	(9,987,200.00)	0.00	(27,677.78)	10,014,877.78
395110	WAL-MART STORES INC	/RBC	MTN				6.8750 / 0.3798					
				8/10/2009	8/10/2009	INT		0.00	0.00	0.00	(34,375.00)	34,375.00
				8/10/2009	8/10/2009	MAT		(1,000,000.00)	(1,010,613.00)	0.00	10,613.00	1,000,000.00
395184	PRIVATE EXPORT FUND CORP	/JP MORGAN CHASE & CO	CP				0.2200 / 0.2201					
				8/14/2009	8/14/2009	MAT		(20,000,000.00)	(19,992,300.00)	0.00	(7,700.00)	20,000,000.00
397511	COCA-COLA CO	/BANK OF AMERICA	CP				0.2000 / 0.2001					
				8/21/2009	8/21/2009	MAT		(40,000,000.00)	(39,987,333.33)	0.00	(12,666.67)	40,000,000.00

County of Orange Treasurer-Tax Collector's Office Detail Transaction Report

Transaction Date From 01-Aug-2009 To 31-Aug-2009
As at : 10-Sep-2009

Deal	Issuer	Broker	Inst Type	Maturity Date	Trans Date	Trans Type	Coupon/Yield(%)	Par Value	Cost	Purchased Interest	(Interest) Amort / (Accret) (Gain) / Loss	Settlement
Fund: Schools Money Market Fund												
397517	FREDDIE DISCOUNT	/JP MORGAN CHASE & CO	AGDN				0.1200 / 0.1200					
				8/18/2009	8/18/2009	MAT		(15,000,000.00)	(14,997,300.00)	0.00	(2,700.00)	15,000,000.00
398698	FED HM LN BK BD	/FINACORP SECURITIES	AGN 1				0.6000 / 0.6285					
				8/2/2010	8/2/2009	INT		0.00	0.00	0.00	(4,333.33)	4,333.33
400114	FREDDIE DISCOUNT	/UBS FINANCIAL SERVICES	AGDN				0.1800 / 0.1800					
				8/25/2009	8/25/2009	MAT		(22,287,000.00)	(22,282,208.30)	0.00	(4,791.70)	22,287,000.00
400117	CHASE MANHAT BANK USA NA	/JP MORGAN CHASE BANK, NA	CD				0.2000 / 0.2000					
				8/13/2009	8/13/2009	INT		0.00	0.00	0.00	(8,611.11)	8,611.11
				8/13/2009	8/13/2009	MAT		(50,000,000.00)	(50,000,000.00)	0.00	0.00	50,000,000.00
400131	FNMA DISCOUNT	/BANK OF AMERICA	AGDN				0.1700 / 0.1700					
				8/13/2009	8/13/2009	MAT		(30,000,000.00)	(29,995,608.33)	0.00	(4,391.67)	30,000,000.00
400351	CHEVRON CORP	/CHEVRON	CP				0.2300 / 0.2301					
				8/31/2009	8/31/2009	MAT		(10,000,000.00)	(9,996,933.33)	0.00	(3,066.67)	10,000,000.00
400352	CHEVRON CORP	/CHEVRON	CP				0.2300 / 0.2301					
				8/31/2009	8/31/2009	MAT		(50,000,000.00)	(49,984,666.67)	0.00	(15,333.33)	50,000,000.00
401606	FNMA DISCOUNT	/GOLDMAN SACHS GROUP INC	AGDN				0.1600 / 0.1600					
				8/14/2009	8/14/2009	MAT		(45,000,000.00)	(44,995,000.00)	0.00	(5,000.00)	45,000,000.00
401893	COUNTY OF ORANGE	/CITIGROUP GLOBAL MARKETS	MUNIINTCP				1.0500 / 1.0500					
				8/19/2009	8/19/2009	INT		0.00	0.00	0.00	(13,026.76)	13,026.76
				8/19/2009	8/19/2009	MAT		(15,615,000.00)	(15,615,000.00)	0.00	0.00	15,615,000.00
403268	CHASE MANHAT BANK USA NA	/JP MORGAN CHASE & CO	CD				0.2000 / 0.2000					
				8/28/2009	8/28/2009	INT		0.00	0.00	0.00	(2,583.33)	2,583.33
				8/28/2009	8/28/2009	MAT		(15,000,000.00)	(15,000,000.00)	0.00	0.00	15,000,000.00
403278	JOHNSON & JOHNSON	/DEUTSCHE	CP				0.1400 / 0.1400					
				8/10/2009	8/10/2009	MAT		(35,000,000.00)	(34,998,230.56)	0.00	(1,769.44)	35,000,000.00
403284	WAL-MART STORES INC	/WELLS FARGO BANK	MTN				6.8750 / 0.2990					
				8/10/2009	8/10/2009	INT		0.00	0.00	0.00	(70,468.75)	70,468.75
				8/10/2009	8/10/2009	MAT		(2,050,000.00)	(2,054,469.00)	0.00	4,469.00	2,050,000.00

County of Orange Treasurer-Tax Collector's Office Detail Transaction Report

Transaction Date From 01-Aug-2009 To 31-Aug-2009
As at : 10-Sep-2009

Deal	Issuer	Broker	Inst Type	Maturity Date	Trans Date	Trans Type	Coupon/Yield(%)	Par Value	Cost	Purchased Interest	(Interest) Amort / (Accret) (Gain) / Loss	Settlement
Fund: Schools Money Market Fund												
403818	TOYOTA MOTOR CREDIT	/TOYOTA FINANCIAL SERVICES	CP				0.1500 / 0.1500					
				8/3/2009	8/3/2009	MAT		(10,000,000.00)	(9,999,833.33)	0.00	(166.67)	10,000,000.00
403820	JOHNSON & JOHNSON	/JP MORGAN CHASE & CO	CP				0.1400 / 0.1400					
				8/10/2009	8/10/2009	MAT		(20,000,000.00)	(19,999,144.44)	0.00	(855.56)	20,000,000.00
403822	GENERAL ELECTRIC CO	/BANK OF AMERICA	CP				0.1400 / 0.1400					
				8/7/2009	8/7/2009	MAT		(20,000,000.00)	(19,999,377.78)	0.00	(622.22)	20,000,000.00
403824	FREDDIE MAC	/OPPENHEIMER & CO., INC	AGN 1				5.1250 / 0.6084					
				8/23/2010	8/23/2009	INT		0.00	0.00	0.00	(640,625.00)	640,625.00
404090	GENERAL ELECTRIC CO	/BANK OF AMERICA	CP				0.1400 / 0.1400					
				8/7/2009	8/7/2009	MAT		(50,000,000.00)	(49,998,638.89)	0.00	(1,361.11)	50,000,000.00
404092	FED HM LN BK BD	/RBC	AGN 1				0.5500 / 0.5905					
				7/22/2010	8/25/2009	SALE		(10,000,000.00)	(9,995,900.00)	0.00	(14,941.67)	10,010,841.67
404294	FED HM LN BK BD	/CRED SUIS SECURITIES	AGN 1				0.3100 / 0.3200					
				1/22/2010	8/3/2009	PURC		10,000,000.00	9,999,263.60	947.22	0.00	(10,000,210.82)
				1/22/2010	8/27/2009	SALE		(10,000,000.00)	(9,999,263.60)	0.00	(6,750.29)	10,006,013.89
404296	AUTOMATIC DATA PROCESSING, INC	/DEUTSCHE	CP				0.2100 / 0.2100					
				8/4/2009	8/3/2009	PURC		25,000,000.00	24,999,854.18	0.00	0.00	(24,999,854.17)
				8/4/2009	8/4/2009	MAT		(25,000,000.00)	(24,999,854.17)	0.00	(145.83)	25,000,000.00
404581	FED HM LN BK BD	/OPPENHEIMER & CO., INC	CALLGOVAGY				0.7500 / 0.6822					
				6/30/2010	8/4/2009	PURC		5,000,000.00	5,006,591.67	0.00	0.00	(5,006,591.67)
404586	FED HM LN BK BD	/	STEPGOVAGY				0.5000 / 0.4288					
				5/13/2010	8/4/2009	PURC		25,000,000.00	25,041,875.00	0.00	0.00	(25,041,875.00)
404884	FED HM LN BK BD	/OPPENHEIMER & CO., INC	AGN 1				3.3750 / 0.6180					
				8/13/2010	8/5/2009	PURC		10,000,000.00	10,280,500.00	161,250.00	0.00	(10,441,750.00)
				8/13/2010	8/13/2009	INT		0.00	0.00	0.00	(168,750.00)	168,750.00
405134	WAL-MART STORES INC	/CITIGROUP GLOBAL MARKETS	CP				0.1500 / 0.1500					
				8/11/2009	8/6/2009	PURC		11,000,000.00	10,999,770.83	0.00	0.00	(10,999,770.83)
				8/11/2009	8/11/2009	MAT		(11,000,000.00)	(10,999,770.83)	0.00	(229.17)	11,000,000.00

County of Orange Treasurer-Tax Collector's Office Detail Transaction Report

Transaction Date From 01-Aug-2009 To 31-Aug-2009
As at : 10-Sep-2009

Deal	Issuer	Broker	Inst Type	Maturity Date	Trans Date	Trans Type	Coupon/Yield(%)	Par Value	Cost	Purchased Interest	(Interest) Amort / (Accret) (Gain) / Loss	Settlement
Fund: Schools Money Market Fund												
405135	WAL-MART STORES INC	/CITIGROUP GLOBAL MARKETS	CP				0.1500 / 0.1500					
				8/12/2009	8/6/2009	PURC		10,800,000.00	10,799,730.00	0.00	0.00	(10,799,730.00)
				8/12/2009	8/12/2009	MAT		(10,800,000.00)	(10,799,730.00)	0.00	(270.00)	10,800,000.00
405137	FREDDIE MAC	/RBC	AGN 1				1.4300 / 0.6083					
				9/3/2010	8/6/2009	PURC		10,000,000.00	10,087,900.00	60,775.00	0.00	(10,148,675.00)
405138	FHLB DISC CORP	/RBC	AGDN				0.1500 / 0.1500					
				8/31/2009	8/6/2009	PURC		20,000,000.00	19,997,916.66	0.00	0.00	(19,997,916.67)
				8/31/2009	8/31/2009	MAT		(20,000,000.00)	(19,997,916.67)	0.00	(2,083.33)	20,000,000.00
405154	FED HM LN BK BD	/	STEPGOVAGY				0.5000 / 0.4282					
				5/13/2010	8/6/2009	PURC		10,000,000.00	10,017,027.78	0.00	0.00	(10,017,027.78)
405370	FANNIE MAE	/JEFFERIES & COMPANY	AGN 1.3				0.6577 / 0.6577					
				6/15/2010	8/7/2009	PURC		4,399,000.00	4,374,356.80	0.00	0.00	(4,374,356.80)
405660	NESTLE CAPITAL CORP	/CITIGROUP GLOBAL MARKETS	CP				0.1600 / 0.1600					
				8/11/2009	8/10/2009	PURC		14,900,000.00	14,899,933.78	0.00	0.00	(14,899,933.78)
				8/11/2009	8/11/2009	MAT		(14,900,000.00)	(14,899,933.78)	0.00	(66.22)	14,900,000.00
405662	FHLB DISC CORP	/JP MORGAN CHASE & CO	AGDN				0.1600 / 0.1600					
				9/10/2009	8/10/2009	PURC		50,000,000.00	49,993,111.10	0.00	0.00	(49,993,111.11)
405666	FANNIE MAE	/CITIGROUP GLOBAL MARKETS	AGN 1				3.2500 / 0.6276					
				8/12/2010	8/10/2009	PURC		10,000,000.00	10,262,450.00	160,694.44	0.00	(10,423,144.44)
				8/12/2010	8/12/2009	INT		0.00	0.00	0.00	(162,500.00)	162,500.00
405668	FREDDIE MAC	/OPPENHEIMER & CO., INC	AGN 1				1.4300 / 0.6486					
				9/3/2010	8/10/2009	PURC		10,000,000.00	10,082,700.00	62,363.89	0.00	(10,145,063.89)
405832	FED HM LN BK BD	/	STEPGOVAGY				0.5000 / 0.4325					
				5/13/2010	8/10/2009	PURC		10,000,000.00	10,017,183.33	0.00	0.00	(10,017,183.33)
405833	FED HM LN BK BD	/	STEPGOVAGY				0.5000 / 0.3462					
				6/15/2010	8/10/2009	PURC		10,000,000.00	10,020,083.33	0.00	0.00	(10,020,083.33)
406388	JP MORGAN CHASE & CO	/JP MORGAN CHASE & CO	CP				0.1800 / 0.1800					
				9/3/2009	8/13/2009	PURC		30,000,000.00	29,996,850.00	0.00	0.00	(29,996,850.00)
406411	WAL-MART FUNDING CORP.	/CRED SUIS SECURITIES	ABCP				0.2600 / 0.2601					

County of Orange Treasurer-Tax Collector's Office Detail Transaction Report

Transaction Date From 01-Aug-2009 To 31-Aug-2009
As at : 10-Sep-2009

Deal	Issuer	Broker	Inst Type	Maturity Date	Trans Date	Trans Type	Coupon/Yield(%)	Par Value	Cost	Purchased Interest	(Interest) Amort / (Accret) (Gain) / Loss	Settlement
Fund: Schools Money Market Fund												
				9/9/2009	8/12/2009	PURC		50,000,000.00	49,989,888.90	0.00	0.00	(49,989,888.89)
406634	FNMA DISCOUNT	/CRED SUIS SECURITIES	AGDN				0.1000 / 0.1000					
				8/24/2009	8/14/2009	PURC		12,467,000.00	12,466,653.69	0.00	0.00	(12,466,653.69)
				8/24/2009	8/24/2009	MAT		(12,467,000.00)	(12,466,653.69)	0.00	(346.31)	12,467,000.00
406635	FREDDIE DISCOUNT	/BARCLAYS CAPITAL	AGDN				0.1000 / 0.1000					
				8/24/2009	8/14/2009	PURC		8,945,000.00	8,944,751.53	0.00	0.00	(8,944,751.53)
				8/24/2009	8/24/2009	MAT		(8,945,000.00)	(8,944,751.53)	0.00	(248.47)	8,945,000.00
406637	BNP PARIBAS NY BRANCH	/GOLDMAN SACHS GROUP INC	YCD				0.2100 / 0.2100					
				9/14/2009	8/14/2009	PURC		30,000,000.00	30,000,000.00	0.00	0.00	(30,000,000.00)
406638	FED FARM CR BK	/MORGAN STANLEY	AGDN				0.0900 / 0.0900					
				8/17/2009	8/14/2009	PURC		15,000,000.00	14,999,887.50	0.00	0.00	(14,999,887.50)
				8/17/2009	8/17/2009	MAT		(15,000,000.00)	(14,999,887.50)	0.00	(112.50)	15,000,000.00
406882	FANNIE MAE	/JP MORGAN CHASE & CO	AGNFI				4.0000 / 0.2745					
				8/26/2009	8/17/2009	PURC		20,000,000.00	20,398,600.00	0.00	0.00	(20,398,600.00)
				8/26/2009	8/26/2009	INT		0.00	0.00	0.00	(400,000.00)	400,000.00
				8/26/2009	8/26/2009	MAT		(20,000,000.00)	(20,398,600.00)	0.00	398,600.00	20,000,000.00
406886	FED HM LN BK BD	/DEUTSCHE	CALLGOVAGY				0.6250 / 0.6501					
				8/17/2010	8/17/2009	PURC		10,000,000.00	9,997,500.00	0.00	0.00	(9,997,500.00)
406887	AUTOMATIC DATA PROCESSING, INC	/BANK OF AMERICA	CP				0.1700 / 0.1700					
				8/18/2009	8/17/2009	PURC		10,000,000.00	9,999,952.78	0.00	0.00	(9,999,952.78)
				8/18/2009	8/18/2009	MAT		(10,000,000.00)	(9,999,952.78)	0.00	(47.22)	10,000,000.00
407129	FHLB DISC CORP	/CITIGROUP GLOBAL MARKETS	AGDN				0.1400 / 0.1400					
				9/11/2009	8/18/2009	PURC		20,000,000.00	19,998,133.32	0.00	0.00	(19,998,133.33)
407535	COUNTY OF ORANGE	/CITIGROUP GLOBAL MARKETS	MUNIINTCP				0.5500 / 0.5500					
				9/9/2009	8/19/2009	PURC		15,615,000.00	15,615,000.00	0.00	0.00	(15,615,000.00)
407732	JP MORGAN CHASE & CO	/JP MORGAN CHASE & CO	MTNF				0.7813 / 0.3552					
				11/19/2009	8/20/2009	PURC		15,000,000.00	15,016,140.00	325.52	0.00	(15,016,465.52)
407793	NESTLE CAPITAL CORP	/MORGAN STANLEY	CP				0.1100 / 0.1100					

Deals [Transaction Type] = SE

County of Orange Treasurer-Tax Collector's Office Detail Transaction Report

Transaction Date From 01-Aug-2009 To 31-Aug-2009
As at : 10-Sep-2009

Deal	Issuer	Broker	Inst Type	Maturity Date	Trans Date	Trans Type	Coupon/Yield(%)	Par Value	Cost	Purchased Interest	(Interest) Amort / (Accret) (Gain) / Loss	Settlement
Fund: Schools Money Market Fund												
				8/24/2009	8/21/2009	PURC		40,000,000.00	39,999,633.32	0.00	0.00	(39,999,633.33)
				8/24/2009	8/24/2009	MAT		(40,000,000.00)	(39,999,633.33)	0.00	(366.67)	40,000,000.00
408192	NESTLE CAPITAL CORP	/CRED SUIS SECURITIES	CP				0.1100 / 0.1100					
				8/25/2009	8/24/2009	PURC		35,000,000.00	34,999,893.08	0.00	0.00	(34,999,893.06)
				8/25/2009	8/25/2009	MAT		(35,000,000.00)	(34,999,893.06)	0.00	(106.94)	35,000,000.00
408195	FED HM LN BK BD	/WELLS FARGO BANK	CALLGOVAGY				0.7500 / 0.7500					
				8/24/2010	8/24/2009	PURC		10,000,000.00	10,000,000.00	0.00	0.00	(10,000,000.00)
408267	AUTOMATIC DATA PROCESSING, INC	/DEUTSCHE	CP				0.1500 / 0.1500					
				8/26/2009	8/25/2009	PURC		40,000,000.00	39,999,833.32	0.00	0.00	(39,999,833.33)
				8/26/2009	8/26/2009	MAT		(40,000,000.00)	(39,999,833.33)	0.00	(166.67)	40,000,000.00
408271	FED HM LN BK BD	/RBS GREENWICH CAPITAL	CALLGOVAGY				0.6800 / 0.6800					
				8/25/2010	8/25/2009	PURC		10,000,000.00	10,000,000.00	0.00	0.00	(10,000,000.00)
408700	GENERAL ELECTRIC CO	/BANK OF AMERICA	CP				0.1600 / 0.1600					
				9/23/2009	8/26/2009	PURC		50,000,000.00	49,993,777.80	0.00	0.00	(49,993,777.78)
408705	COUNTY OF ORANGE	/CITIGROUP GLOBAL MARKETS	MUNIINTCP				0.4800 / 0.4800					
				9/24/2009	8/26/2009	PURC		33,780,000.00	33,780,000.00	0.00	0.00	(33,780,000.00)
408754	FHLB DISC CORP	/BANK OF AMERICA	AGDN				0.0600 / 0.0600					
				8/28/2009	8/27/2009	PURC		44,000,000.00	43,999,926.65	0.00	0.00	(43,999,926.67)
				8/28/2009	8/28/2009	MAT		(44,000,000.00)	(43,999,926.67)	0.00	(73.33)	44,000,000.00
408756	FED HM LN BK BD	/CRED SUIS SECURITIES	CALLGOVAGY				0.7000 / 0.7000					
				8/27/2010	8/27/2009	PURC		10,000,000.00	10,000,000.00	0.00	0.00	(10,000,000.00)
408985	FED HM LN BK BD	/	CALLGOVAGY				0.7500 / 0.6961					
				6/30/2010	8/27/2009	PURC		5,000,000.00	5,008,187.50	0.00	0.00	(5,008,187.50)
408987	FREDDIE MAC	/	CALLGOVAGY				1.2500 / 1.1452					
				3/18/2010	8/27/2009	PURC		1,350,000.00	1,358,236.12	0.00	0.00	(1,358,236.12)
409227	JP MORGAN CHASE & CO	/OPPENHEIMER & CO., INC	MTNF				0.3256 / 0.3961					
				5/7/2010	8/28/2009	PURC		9,400,000.00	9,395,403.40	1,785.54	0.00	(9,397,188.94)
409228	BANK OF AMERICA NA	/RBC	MTNF				1.0588 / 0.8221					
				5/12/2010	8/28/2009	PURC		7,820,000.00	7,833,137.60	3,679.74	0.00	(7,836,817.34)

County of Orange Treasurer-Tax Collector's Office Detail Transaction Report

Transaction Date From 01-Aug-2009 To 31-Aug-2009
As at : 10-Sep-2009

Deal	Issuer	Broker	Inst Type	Maturity Date	Trans Date	Trans Type	Coupon/Yield(%)	Par Value	Cost	Purchased Interest	(Interest) Amort / (Accret) (Gain) / Loss	Settlement
Fund: Schools Money Market Fund												
409272	ALCON CAPITAL CORP.	/MORGAN STANLEY	CP				0.1000 / 0.1000					
				9/1/2009	8/31/2009	PURC		15,000,000.00	14,999,958.33	0.00	0.00	(14,999,958.33)
409275	CHEVRON FUNDING	/CHEVRON	CP				0.1000 / 0.1000					
				9/1/2009	8/31/2009	PURC		10,000,000.00	9,999,972.22	0.00	0.00	(9,999,972.22)
409763	FED HM LN BK BD	/	CALLGOVAGY				0.6250 / 0.5693					
				8/17/2010	8/20/2009	PURC		10,000,000.00	10,006,020.83	0.00	0.00	(10,006,020.83)
409778	BONY AIM SWEEP - SCHOOLS	/	BONYAIMSCH				0.0456 / 0.0456					
				8/20/2009	8/19/2009	PURC		15,615,000.00	15,615,000.00	0.00	0.00	(15,615,000.00)
				8/20/2009	8/20/2009	INT		0.00	0.00	0.00	(19.52)	19.52
				8/20/2009	8/20/2009	MAT		(15,615,000.00)	(15,615,000.00)	0.00	0.00	15,615,000.00
Sub Total:								(70,188,000.00)	(69,399,087.96)	451,821.35	(1,795,305.37)	70,742,571.96
Fund: 283-John Wayne Airport												
373966	FREDDIE MAC	/BARCLAY CAPITAL	AGN 2				1.0850 / 1.0850					
				2/4/2010	8/4/2009	INT		0.00	0.00	0.00	(8,957.22)	8,957.22
374647	U.S. BANK	/CRED SUIS SECURITIES	MTNF				1.6250 / 2.4219					
				2/4/2010	8/4/2009	INT		0.00	0.00	0.00	(7,159.93)	7,159.93
375184	FANNIE MAE	/OPPENHEIMER & CO., INC	AGN 1				4.3000 / 1.0413					
				2/17/2010	8/17/2009	INT		0.00	0.00	0.00	(32,250.00)	32,250.00
381506	ROYAL BANK OF CANADA	/RBC	YCDF				0.6181 / 0.6181					
				9/23/2009	8/23/2009	INT		0.00	0.00	0.00	(21.10)	21.10
				9/23/2009	8/23/2009	INT		0.00	0.00	0.00	(654.44)	654.44
382495	FED FARM CR BK	/JP MORGAN CHASE & CO	AGN 2				0.6625 / 0.6725					
				4/27/2010	8/27/2009	INT		0.00	0.00	0.00	(1,829.86)	1,829.86
383469	FED HM LN BK BD	/RBC	AGN 2				0.4510 / 0.7125					
				8/10/2009	8/10/2009	INT		0.00	0.00	0.00	(882.64)	882.64
				8/10/2009	8/10/2009	MAT		(5,000,000.00)	(4,995,355.00)	0.00	(4,645.00)	5,000,000.00
385371	WAL-MART STORES INC	/WELLS FARGO BANK	MTN				6.8750 / 0.7222					
				8/10/2009	8/10/2009	INT		0.00	0.00	0.00	(12,787.50)	12,787.50
				8/10/2009	8/10/2009	MAT		(372,000.00)	(379,332.12)	0.00	7,332.12	372,000.00
385902	FED HM LN BK BD	/OPPENHEIMER & CO., INC	AGN 2				0.4530 / 0.5261					

County of Orange Treasurer-Tax Collector's Office Detail Transaction Report

Transaction Date From 01-Aug-2009 To 31-Aug-2009
As at : 10-Sep-2009

Deal	Issuer	Broker	Inst Type	Maturity Date	Trans Date	Trans Type	Coupon/Yield(%)	Par Value	Cost	Purchased Interest	(Interest) Amort / (Accret) (Gain) / Loss	Settlement
Fund: 283-John Wayne Airport												
				8/21/2009	8/21/2009	INT		0.00	0.00	0.00	(213.90)	213.90
				8/21/2009	8/21/2009	MAT		(1,150,000.00)	(1,149,708.07)	0.00	(291.93)	1,150,000.00
386579	FED HM LN BK BD	/BARCLAYS CAPITAL	AGN 1				4.5000 / 0.4001					
				8/14/2009	8/14/2009	INT		0.00	0.00	0.00	(20,137.50)	20,137.50
				8/14/2009	8/14/2009	MAT		(900,000.00)	(911,538.00)	0.00	11,538.00	900,000.00
394874	WAL-MART STORES INC	/RBC	MTN				6.8750 / 0.3416					
				8/10/2009	8/10/2009	INT		0.00	0.00	0.00	(30,937.50)	30,937.50
				8/10/2009	8/10/2009	MAT		(900,000.00)	(909,774.00)	0.00	9,774.00	900,000.00
396601	FANNIE MAE	/JEFFERIES & COMPANY	AGN 1				5.3750 / 0.3638					
				8/15/2009	8/15/2009	INT		0.00	0.00	0.00	(9,943.75)	9,943.75
				8/15/2009	8/15/2009	MAT		(370,000.00)	(372,874.90)	0.00	2,874.90	370,000.00
396604	WAL-MART STORES INC	/RBC	MTN				6.8750 / 0.4551					
				8/10/2009	8/10/2009	INT		0.00	0.00	0.00	(30,525.00)	30,525.00
				8/10/2009	8/10/2009	MAT		(888,000.00)	(896,045.28)	0.00	8,045.28	888,000.00
396606	FED HM LN BK BD	/JEFFERIES & COMPANY	AGN 1				4.5000 / 0.2485					
				8/14/2009	8/14/2009	INT		0.00	0.00	0.00	(2,573.13)	2,573.13
				8/14/2009	8/14/2009	MAT		(115,000.00)	(115,745.20)	0.00	745.20	115,000.00
396608	FED HM LN BK BD	/JEFFERIES & COMPANY	AGN 1				3.7500 / 0.2509					
				8/18/2009	8/18/2009	INT		0.00	0.00	0.00	(12,375.00)	12,375.00
				8/18/2009	8/18/2009	MAT		(660,000.00)	(663,775.20)	0.00	3,775.20	660,000.00
396609	FED HM LN BK BD	/JEFFERIES & COMPANY	AGN 1				3.8750 / 0.5116					
				2/12/2010	8/12/2009	INT		0.00	0.00	0.00	(30.68)	30.68
				2/12/2010	8/12/2009	INT		0.00	0.00	0.00	(1,809.95)	1,809.95
396611	FED FARM CR BK	/JEFFERIES & COMPANY	AGN 1				5.2500 / 0.3483					
				8/3/2009	8/3/2009	INT		0.00	0.00	0.00	(2,625.00)	2,625.00
				8/3/2009	8/3/2009	MAT		(100,000.00)	(100,597.00)	0.00	597.00	100,000.00
403548	TOYOTA MOTOR CREDIT	/TOYOTA FINANCIAL SERVICES	CP				0.1900 / 0.1900					
				8/13/2009	8/13/2009	MAT		(2,000,000.00)	(1,999,841.67)	0.00	(158.33)	2,000,000.00
403823	DUPONT EI DE NEMOURS CO	/CRED SUIS SECURITIES	CP				0.1800 / 0.1800					
				8/21/2009	8/21/2009	MAT		(1,300,000.00)	(1,299,857.00)	0.00	(143.00)	1,300,000.00

Deals [Transaction Type] = SE

County of Orange Treasurer-Tax Collector's Office Detail Transaction Report

Transaction Date From 01-Aug-2009 To 31-Aug-2009
As at : 10-Sep-2009

Deal	Issuer	Broker	Inst Type	Maturity Date	Trans Date	Trans Type	Coupon/Yield(%)	Par Value	Cost	Purchased Interest	(Interest) Amort / (Accret) (Gain) / Loss	Settlement
Fund: 283-John Wayne Airport												
405655	ALCON CAPITAL CORP.	/MORGAN STANLEY	CP				0.1600 / 0.1600					
				8/11/2009	8/10/2009	PURC		2,000,000.00	1,999,991.11	0.00	0.00	(1,999,991.11)
				8/11/2009	8/11/2009	MAT		(2,000,000.00)	(1,999,991.11)	0.00	(8.89)	2,000,000.00
405656	DUPONT EI DE NEMOURS CO	/CRED SUIS SECURITIES	CP				0.2200 / 0.2200					
				9/9/2009	8/10/2009	PURC		800,000.00	799,853.33	0.00	0.00	(799,853.33)
405663	FREDDIE DISCOUNT	/BANK OF AMERICA	AGDN				0.1600 / 0.1600					
				8/18/2009	8/10/2009	PURC		3,000,000.00	2,999,893.33	0.00	0.00	(2,999,893.33)
				8/18/2009	8/18/2009	MAT		(3,000,000.00)	(2,999,893.33)	0.00	(106.67)	3,000,000.00
406389	TOYOTA MOTOR CREDIT	/TOYOTA FINANCIAL SERVICES	CP				0.2200 / 0.2200					
				9/14/2009	8/13/2009	PURC		2,000,000.00	1,999,608.89	0.00	0.00	(1,999,608.89)
406633	FNMA DISCOUNT	/MORGAN STANLEY	AGDN				0.0900 / 0.0900					
				8/17/2009	8/14/2009	PURC		1,000,000.00	999,992.50	0.00	0.00	(999,992.50)
				8/17/2009	8/17/2009	MAT		(1,000,000.00)	(999,992.50)	0.00	(7.50)	1,000,000.00
406883	FANNIE MAE	/JP MORGAN CHASE & CO	AGNF1				4.0000 / 0.2745					
				8/26/2009	8/17/2009	PURC		2,500,000.00	2,549,825.00	0.00	0.00	(2,549,825.00)
				8/26/2009	8/26/2009	INT		0.00	0.00	0.00	(50,000.00)	50,000.00
				8/26/2009	8/26/2009	MAT		(2,500,000.00)	(2,549,825.00)	0.00	49,825.00	2,500,000.00
406884	FANNIE MAE	/JP MORGAN CHASE & CO	AGNF1				3.5300 / 0.2850					
				8/25/2009	8/17/2009	PURC		2,000,000.00	2,035,171.11	0.00	0.00	(2,035,171.11)
				8/25/2009	8/25/2009	INT		0.00	0.00	0.00	(35,300.00)	35,300.00
				8/25/2009	8/25/2009	MAT		(2,000,000.00)	(2,035,171.11)	0.00	35,171.11	2,000,000.00
407128	WAL-MART FUNDING CORP.	/GOLDMAN SACHS GROUP INC	ABCP				0.1400 / 0.1400					
				8/24/2009	8/18/2009	PURC		1,150,000.00	1,149,973.17	0.00	0.00	(1,149,973.17)
				8/24/2009	8/24/2009	MAT		(1,150,000.00)	(1,149,973.17)	0.00	(26.83)	1,150,000.00
407531	BANK OF AMERICA CORP	/MORGAN STANLEY	MTN				4.5000 / 2.0262					
				8/1/2010	8/19/2009	PURC		1,500,000.00	1,534,725.00	3,375.00	0.00	(1,538,100.00)
407791	WAL-MART STORES INC	/CRED SUIS SECURITIES	CP				0.1400 / 0.1400					
				9/14/2009	8/21/2009	PURC		1,000,000.00	999,906.67	0.00	0.00	(999,906.67)

County of Orange Treasurer-Tax Collector's Office Detail Transaction Report

Transaction Date From 01-Aug-2009 To 31-Aug-2009
As at : 10-Sep-2009

Deal	Issuer	Broker	Inst Type	Maturity Date	Trans Date	Trans Type	Coupon/Yield(%)	Par Value	Cost	Purchased Interest	(Interest) Amort / (Accret) (Gain) / Loss	Settlement
Fund: 283-John Wayne Airport												
407792	CHEVRON FUNDING	/CHEVRON	CP				0.1300 / 0.1300					
				9/1/2009	8/21/2009	PURC		1,500,000.00	1,499,940.42	0.00	0.00	(1,499,940.42)
408193	MICROSOFT CORP	/JP MORGAN CHASE & CO	CP				0.1200 / 0.1200					
				9/16/2009	8/24/2009	PURC		500,000.00	499,961.67	0.00	0.00	(499,961.67)
408265	AUTOMATIC DATA PROCESSING, INC	/BANK OF AMERICA	CP				0.1500 / 0.1500					
				8/26/2009	8/25/2009	PURC		2,000,000.00	1,999,991.67	0.00	0.00	(1,999,991.67)
				8/26/2009	8/26/2009	MAT		(2,000,000.00)	(1,999,991.67)	0.00	(8.33)	2,000,000.00
408699	AUTOMATIC DATA PROCESSING, INC	/DEUTSCHE	CP				0.1500 / 0.1500					
				8/27/2009	8/26/2009	PURC		2,000,000.00	1,999,991.67	0.00	0.00	(1,999,991.67)
				8/27/2009	8/27/2009	MAT		(2,000,000.00)	(1,999,991.67)	0.00	(8.33)	2,000,000.00
408704	COUNTY OF ORANGE	/CITIGROUP GLOBAL MARKETS	MUNIINTCP				0.4800 / 0.4800					
				9/24/2009	8/26/2009	PURC		2,000,000.00	2,000,000.00	0.00	0.00	(2,000,000.00)
408759	FED HM LN BK BD	/JP MORGAN CHASE & CO	AGN FLOAT1				0.2110 / 0.2060					
				10/2/2009	8/27/2009	PURC		3,000,000.00	3,000,454.58	0.00	0.00	(3,000,454.58)
409226	JP MORGAN CHASE & CO	/OPPENHEIMER & CO., INC	MTNF				0.3256 / 0.3958					
				5/7/2010	8/28/2009	PURC		1,000,000.00	999,511.00	189.95	0.00	(999,700.95)
Sub Total:								(455,000.00)	(460,481.88)	3,564.95	(136,741.10)	593,658.03
Fund: 505-Foothill Rnch 87-4 DS												
26091	BAYERISCHE LANDESBK GIRO	/	BAYERISCHE				6.2000 / 0.0000					
				8/15/2019	8/14/2009	INT		0.00	0.00	0.00	(33,712.76)	33,712.76
Sub Total:								0.00	0.00	0.00	(33,712.76)	33,712.76
Fund: 225-Children & Families												
403831	US TREASURY N/B	/FTN FINANCIAL	T				0.8750 / 0.9047					
				2/28/2011	8/31/2009	INT		0.00	0.00	0.00	(21,875.00)	21,875.00
Sub Total:								0.00	0.00	0.00	(21,875.00)	21,875.00
Fund: OC Extended Fund B												
391446	SERPENTINE FUNDING LIMITED	/SERPENTINE FUNDING LTD	PTN-A				0.0000 / 0.0000					
				6/5/2010	8/6/2009	SALE		(11,841,443.96)	(11,841,443.96)	0.00	0.00	85,565.91

County of Orange Treasurer-Tax Collector's Office Detail Transaction Report

Transaction Date From 01-Aug-2009 To 31-Aug-2009
As at : 10-Sep-2009

Deal	Issuer	Broker	Inst Type	Maturity Date	Trans Date	Trans Type	Coupon/Yield(%)	Par Value	Cost	Purchased Interest	(Interest) Amort / (Accret) (Gain) / Loss	Settlement
Fund: OC Extended Fund B												
391447	SERPENTINE FUNDING LIMITED	/SERPENTINE FUNDING LTD	PTN-B				0.0000 / 0.0000					
				6/5/2010	8/6/2009	SALE		(9,306,887.42)	(9,306,887.42)	0.00	0.00	67,251.29
391448	SERPENTINE FUNDING LIMITED	/SERPENTINE FUNDING LTD	PTN-C				0.0000 / 0.0000					
				6/5/2010	8/6/2009	SALE		(23,208,843.32)	(23,208,843.32)	0.00	0.00	167,706.40
391451	SERPENTINE FUNDING LIMITED	/SERPENTINE FUNDING LTD	PTN-D				0.0000 / 0.0000					
				6/5/2010	8/6/2009	SALE		(9,418,475.79)	(9,418,475.79)	0.00	0.00	68,057.61
391452	SERPENTINE FUNDING LIMITED	/SERPENTINE FUNDING LTD	PTN-E				0.0000 / 0.0000					
				6/5/2010	8/6/2009	SALE		(8,110,263.30)	(8,110,263.30)	0.00	0.00	58,604.52
Sub Total:								(61,885,913.79)	(61,885,913.79)	0.00	0.00	447,185.73
Fund: 15B-Housing 99A & 99B												
383458	GINNIE MAE	/	MBS				6.2500 / 1,768.7785					
				9/20/2029	8/20/2009	INT		0.00	0.00	0.00	(39.64)	39.64
				9/20/2029	8/20/2009	SALE		(134,943.41)	(135,060.55)	0.00	0.00	308.43
				9/20/2029	8/20/2009	INT		0.00	0.00	0.00	(693.33)	693.33
Sub Total:								(134,943.41)	(135,060.55)	0.00	(732.97)	1,041.40
Grand Total:								(109,949,857.20)	(108,774,345.16)	1,372,887.86	238,352,008.90	(192,524,031.72)

**County of Orange
Treasurer-Tax Collector's Office
All Cashflows**

For 01-Aug-2009 to 31-Aug-2009 as at 15-Sep-2009

Cashflow Date	Transaction Description	D.O. No.	Instrument	Amount	Deposit Slip Code	Counterparty	Deal No
GS283		GOLDMAN SACHS 283					
8/4/2009	BANK TRANSFER		MONEY MARKET	16,117.15		WELLS FARGO BANK	404577
8/10/2009	BANK TRANSFER		MONEY MARKET	724,700.00		WELLS FARGO BANK	405840
8/11/2009	BANK TRANSFER		MONEY MARKET	999,999.99		WELLS FARGO BANK	405889
8/12/2009	BANK TRANSFER		MONEY MARKET	1,809.95		WELLS FARGO BANK	406139
8/14/2009	BANK TRANSFER		MONEY MARKET	37,718.13		WELLS FARGO BANK	406630
8/17/2009	BANK TRANSFER		MONEY MARKET	(1,708,466.00)		WELLS FARGO BANK	406902
8/17/2009	BANK TRANSFER		MONEY MARKET	35,663.64		WELLS FARGO BANK	406904
8/18/2009	BANK TRANSFER		MONEY MARKET	1,000,000.00		WELLS FARGO BANK	407126
8/19/2009	BANK TRANSFER		MONEY MARKET	(538,100.00)		WELLS FARGO BANK	407539
8/24/2009	BANK TRANSFER		MONEY MARKET	650,692.77		WELLS FARGO BANK	408198
Sub Total Amount Per Account:				1,220,135.63			
GS692		GOLDMAN SACHS 692					
8/3/2009	BANK TRANSFER		MONEY MARKET	(57,792,267.00)		WELLS FARGO BANK	404319
8/4/2009	BANK TRANSFER		MONEY MARKET	(260,295.00)		WELLS FARGO BANK	404610
8/5/2009	BANK TRANSFER		MONEY MARKET	21,706,897.98		WELLS FARGO BANK	404880
8/6/2009	BANK TRANSFER		MONEY MARKET	(8,582,809.47)		WELLS FARGO BANK	405132
8/7/2009	BANK TRANSFER		MONEY MARKET	17,759,146.00		WELLS FARGO BANK	405368
8/10/2009	BANK TRANSFER		MONEY MARKET	(529,273.94)		WELLS FARGO BANK	405841
8/11/2009	BANK TRANSFER		MONEY MARKET	3,140,092.19		WELLS FARGO BANK	405887
8/12/2009	BANK TRANSFER		MONEY MARKET	(16,018,443.33)		WELLS FARGO BANK	406137
8/13/2009	BANK TRANSFER		MONEY MARKET	6,053,350.77		WELLS FARGO BANK	406385
8/13/2009	BANK TRANSFER		MONEY MARKET	(500,000.00)		WELLS FARGO BANK	406404
8/17/2009	BANK TRANSFER		MONEY MARKET	(26,313,435.00)		WELLS FARGO BANK	406890
8/18/2009	BANK TRANSFER		MONEY MARKET	26,104,522.00		WELLS FARGO BANK	407125
8/19/2009	BANK TRANSFER		MONEY MARKET	(5,346,010.00)		WELLS FARGO BANK	407537
8/26/2009	BANK TRANSFER		MONEY MARKET	10,625,231.00		WELLS FARGO BANK	408696
8/27/2009	BANK TRANSFER		MONEY MARKET	9,867,567.00		WELLS FARGO BANK	408750
8/31/2009	BANK TRANSFER		MONEY MARKET	(18,134,496.00)		WELLS FARGO BANK	409278
Sub Total Amount Per Account:				(38,220,222.80)			
GS694		GOLDMAN SACHS 694					
8/3/2009	BANK TRANSFER		MONEY MARKET	(18,035,772.00)		WELLS FARGO BANK	404320
8/4/2009	BANK TRANSFER		MONEY MARKET	20,000,000.00		WELLS FARGO BANK	404576
8/5/2009	BANK TRANSFER		MONEY MARKET	(10,495,913.79)		WELLS FARGO BANK	404881
8/6/2009	BANK TRANSFER		MONEY MARKET	(23,515,461.36)		WELLS FARGO BANK	405133
8/7/2009	BANK TRANSFER		MONEY MARKET	27,396,877.60		WELLS FARGO BANK	405369
8/10/2009	BANK TRANSFER		MONEY MARKET	(6,288,603.08)		WELLS FARGO BANK	405842

County of Orange Treasurer-Tax Collector's Office All Cashflows

For 01-Aug-2009 to 31-Aug-2009 as at 15-Sep-2009

Cashflow Date	Transaction Description	D.O. No.	Instrument	Amount	Deposit Slip Code	Counterparty	Deal No
8/11/2009	BANK TRANSFER		MONEY MARKET	8,619,162.50		WELLS FARGO BANK	405888
8/12/2009	BANK TRANSFER		MONEY MARKET	(24,203,666.95)		WELLS FARGO BANK	406138
8/13/2009	BANK TRANSFER		MONEY MARKET	22,396,743.00		WELLS FARGO BANK	406386
8/17/2009	BANK TRANSFER		MONEY MARKET	(1,672,802.36)		WELLS FARGO BANK	406901
8/17/2009	BANK TRANSFER		MONEY MARKET	(35,663.64)		WELLS FARGO BANK	406903
8/19/2009	BANK TRANSFER		MONEY MARKET	(1,447,269.00)		WELLS FARGO BANK	407538
8/20/2009	BANK TRANSFER		MONEY MARKET	(6,639,671.00)		WELLS FARGO BANK	407733
8/26/2009	BANK TRANSFER		MONEY MARKET	7,717,195.00		WELLS FARGO BANK	408697
8/27/2009	BANK TRANSFER		MONEY MARKET	(11,393,071.00)		WELLS FARGO BANK	408751
8/28/2009	BANK TRANSFER		MONEY MARKET	12,197,168.00		WELLS FARGO BANK	409218
8/31/2009	BANK TRANSFER		MONEY MARKET	(10,000,000.00)		WELLS FARGO BANK	409279
Sub Total Amount Per Account:				(15,400,748.08)			
TEMPFUND283		TEMPFUND283					
8/3/2009	BANK TRANSFER		MONEY MARKET	102,625.00		WELLS FARGO BANK	404318
8/10/2009	BANK TRANSFER		MONEY MARKET	710,694.88		WELLS FARGO BANK	405845
8/11/2009	BANK TRANSFER		MONEY MARKET	1,000,000.00		WELLS FARGO BANK	405886
8/13/2009	BANK TRANSFER		MONEY MARKET	391.11		WELLS FARGO BANK	406384
8/17/2009	BANK TRANSFER		MONEY MARKET	(1,500,000.00)		WELLS FARGO BANK	406889
8/18/2009	BANK TRANSFER		MONEY MARKET	1,522,401.83		WELLS FARGO BANK	407124
8/19/2009	BANK TRANSFER		MONEY MARKET	(1,000,000.00)		WELLS FARGO BANK	407536
8/21/2009	BANK TRANSFER		MONEY MARKET	(49,633.19)		WELLS FARGO BANK	407796
8/25/2009	BANK TRANSFER		MONEY MARKET	35,329.43		WELLS FARGO BANK	408260
8/26/2009	BANK TRANSFER		MONEY MARKET	550,039.01		WELLS FARGO BANK	408695
8/27/2009	BANK TRANSFER		MONEY MARKET	(998,624.72)		WELLS FARGO BANK	408749
8/28/2009	BANK TRANSFER		MONEY MARKET	(999,700.95)		WELLS FARGO BANK	409217
Sub Total Amount Per Account:				(626,477.60)			
TEMPFUND692		TEMPFUND692					
8/3/2009	BANK TRANSFER		MONEY MARKET	(50,000,000.00)		WELLS FARGO BANK	404316
8/4/2009	BANK TRANSFER		MONEY MARKET	(8,173,499.00)		WELLS FARGO BANK	404575
8/5/2009	BANK TRANSFER		MONEY MARKET	23,423,004.65		WELLS FARGO BANK	404878
8/6/2009	BANK TRANSFER		MONEY MARKET	(8,582,809.47)		WELLS FARGO BANK	405130
8/7/2009	BANK TRANSFER		MONEY MARKET	17,759,146.00		WELLS FARGO BANK	405366
8/10/2009	BANK TRANSFER		MONEY MARKET	(529,273.94)		WELLS FARGO BANK	405843
8/11/2009	BANK TRANSFER		MONEY MARKET	3,140,092.19		WELLS FARGO BANK	405884
8/12/2009	BANK TRANSFER		MONEY MARKET	(16,018,443.33)		WELLS FARGO BANK	406135
8/13/2009	BANK TRANSFER		MONEY MARKET	6,053,350.77		WELLS FARGO BANK	406382
8/13/2009	BANK TRANSFER		MONEY MARKET	(500,000.00)		WELLS FARGO BANK	406403
8/14/2009	BANK TRANSFER		MONEY MARKET	(1,108,926.00)		WELLS FARGO BANK	406631

**County of Orange
Treasurer-Tax Collector's Office
All Cashflows**

For 01-Aug-2009 to 31-Aug-2009 as at 15-Sep-2009

Cashflow Date	Transaction Description	D.O. No.	Instrument	Amount	Deposit Slip Code	Counterparty	Deal No
8/17/2009	BANK TRANSFER		MONEY MARKET	(26,000,000.00)		WELLS FARGO BANK	406888
8/18/2009	BANK TRANSFER		MONEY MARKET	26,000,000.00		WELLS FARGO BANK	407122
8/20/2009	BANK TRANSFER		MONEY MARKET	(2,162,215.00)		WELLS FARGO BANK	407730
8/21/2009	BANK TRANSFER		MONEY MARKET	(29,375,860.00)		WELLS FARGO BANK	407794
8/24/2009	BANK TRANSFER		MONEY MARKET	(826,607.00)		WELLS FARGO BANK	408196
8/24/2009	BANK TRANSFER		MONEY MARKET	10,019,650.00		WELLS FARGO BANK	408210
8/25/2009	BANK TRANSFER		MONEY MARKET	15,007,593.00		WELLS FARGO BANK	408262
8/26/2009	BANK TRANSFER		MONEY MARKET	10,000,000.00		WELLS FARGO BANK	408693
8/27/2009	BANK TRANSFER		MONEY MARKET	10,000,000.00		WELLS FARGO BANK	408747
8/28/2009	BANK TRANSFER		MONEY MARKET	3,514,462.00		WELLS FARGO BANK	409215
8/31/2009	BANK TRANSFER		MONEY MARKET	(18,000,000.00)		WELLS FARGO BANK	409276
Sub Total Amount Per Account:				(36,360,335.13)			
TEMPFUND694	TEMPFUND694						
8/3/2009	BANK TRANSFER		MONEY MARKET	(15,000,000.00)		WELLS FARGO BANK	404317
8/4/2009	BANK TRANSFER		MONEY MARKET	21,111,435.00		WELLS FARGO BANK	404574
8/4/2009	BANK TRANSFER		MONEY MARKET	(607,436.00)		WELLS FARGO BANK	404609
8/5/2009	BANK TRANSFER		MONEY MARKET	(9,991,996.21)		WELLS FARGO BANK	404879
8/6/2009	BANK TRANSFER		MONEY MARKET	(23,455,461.36)		WELLS FARGO BANK	405131
8/7/2009	BANK TRANSFER		MONEY MARKET	27,396,877.60		WELLS FARGO BANK	405367
8/10/2009	BANK TRANSFER		MONEY MARKET	(6,288,603.08)		WELLS FARGO BANK	405844
8/11/2009	BANK TRANSFER		MONEY MARKET	8,619,162.50		WELLS FARGO BANK	405885
8/12/2009	BANK TRANSFER		MONEY MARKET	(24,203,666.95)		WELLS FARGO BANK	406136
8/13/2009	BANK TRANSFER		MONEY MARKET	22,396,743.00		WELLS FARGO BANK	406383
8/14/2009	BANK TRANSFER		MONEY MARKET	(363,155.00)		WELLS FARGO BANK	406632
8/18/2009	BANK TRANSFER		MONEY MARKET	(1,699,306.00)		WELLS FARGO BANK	407123
8/20/2009	BANK TRANSFER		MONEY MARKET	(7,000,000.00)		WELLS FARGO BANK	407731
8/21/2009	BANK TRANSFER		MONEY MARKET	(6,566,485.00)		WELLS FARGO BANK	407795
8/24/2009	BANK TRANSFER		MONEY MARKET	(1,646,015.00)		WELLS FARGO BANK	408197
8/25/2009	BANK TRANSFER		MONEY MARKET	975,857.00		WELLS FARGO BANK	408261
8/26/2009	BANK TRANSFER		MONEY MARKET	7,000,000.00		WELLS FARGO BANK	408694
8/27/2009	BANK TRANSFER		MONEY MARKET	(10,000,000.00)		WELLS FARGO BANK	408748
8/28/2009	BANK TRANSFER		MONEY MARKET	12,000,000.00		WELLS FARGO BANK	409216
8/31/2009	BANK TRANSFER		MONEY MARKET	(9,434,517.00)		WELLS FARGO BANK	409277
Sub Total Amount Per Account:				(16,756,566.50)			

Total Amount : (106,144,214.48)

**Noncompliance Report Summary
For the Month Ended August 31, 2009**

During August, the Orange County Educational Money Market Fund, Extended Fund, John Wayne Airport, and the Children and Families Commission Investment Pools were all free of noncompliance incidents. Although certain Investment Policy Statement (IPS) guidelines were temporarily exceeded during the month in the Money Market Fund, the Treasurer believes these technical incidents did not cause any material impact of a negative nature.

**ORANGE COUNTY TREASURER-TAX COLLECTOR
INVESTMENT POLICY COMPLIANCE
August 31, 2009**

Investment Policy Guidelines		Orange County Money Market Fund		Extended Fund		Orange County Educational Money Market Fund		John Wayne Airport Investment Pool	
Percent of Portfolio (See Notes)	Investment Type	Market Value of Investments	Percent of Portfolio	Market Value of Investments	Percent of Portfolio	Market Value of Investments	Percent of Portfolio	Market Value of Investments	Percent of Portfolio
100%	U.S. Treasuries	\$ -	-	\$ 49,997,837	2.01%	\$ -	-	\$ -	-
40%	Bankers' Acceptances	-	-	-	-	-	-	-	-
30%	Negotiable Certificates of Deposit	152,439,514	7.24%	-	-	93,025,472	6.55%	2,000,308	4.05%
45%	Commercial Paper	343,154,368	16.29%	24,997,403	1.01%	204,979,964	14.44%	5,799,753	11.75%
100%	U.S. Government Agencies	1,014,419,825	48.17%	2,077,326,150	83.70%	653,591,942	46.05%	24,729,651	50.11%
20%	Money Market Funds	360,891,526	17.13%	-	-	254,861,391	17.96%	5,270,859	10.68%
30%	Medium-Term Notes	155,856,529	7.40%	189,635,890	7.64%	145,099,343	10.22%	9,555,681	19.36%
50%	Repurchase Agreements	-	-	-	-	-	-	-	-
30%	Municipal Debt	79,324,996	3.77%	101,111,000	4.07%	67,906,231	4.78%	2,000,000	4.05%
10%	Asset Backed Securities	-	-	38,891,543	1.57%	-	-	-	-
		\$ 2,106,086,758	100.00%	\$ 2,481,959,823	100.00%	\$ 1,419,464,342	100.00%	\$ 49,356,252	100.00%

Compliance Category (Yes/No)	Orange County Money Market Fund	Extended Fund	Orange County Educational Money Market Fund	John Wayne Airport Investment Pool
Percentage Limits	Yes	Yes	Yes	Yes
Maturity Limits	Yes	Yes	Yes	Yes
Quality Limits	Yes		Yes	Yes
Net Asset Value Limits	Yes		Yes	Yes

- Notes: (1) The Money Market Fund (MMF) is authorized to purchase an additional 5-percent of its total assets in any authorized investment type, except commercial paper, for a period not to exceed 30 business days.
- (2) The Money Market Fund (MMF) is authorized to purchase up to 12.5 percent of its total assets in any authorized issuer for a period not to exceed 3 business days.
- (3) The Extended Fund includes the Extended Fund and OC Extended Fund B.
- (4) The Extended Fund is limited to Commercial Paper holdings of 40%, while the Money Market Fund is limited to Commercial Paper holdings of 45%

**ORANGE COUNTY TREASURER-TAX COLLECTOR
APPROVED ISSUER LIST**

COMMERCIAL PAPER / MEDIUM TERM NOTES

AS OF: 8/31/2009

ISSUER (Shared Structure)	CR #	S/T RATINGS			L/T RATINGS			PROG RATINGS			PARENT/ ADMINISTRATOR	IND. CODE
		S&P	MDY	FI	S&P	MDY	FI	S&P	MDY	FI		
ADP TAX SERVICES INC	1	A-1+	P-1	NR	AAA	Aaa	NR	A-1+	P-1	NR	AUTO DATA PROCES	4.4
ALCON CAPITAL CORP	4	A-1+	P-1	NR	AA	Aa1	AA+	A-1+	P-1	F1+	NESTLE SA	4.7
AUTOMATIC DATA PROCESSNG	1	A-1+	P-1	NR	AAA	Aaa	NR	A-1+	P-1	NR	AUTOMATIC DATA PROCESSING	4.4
BANK OF AMERICA CORP	10	A-1	P-1	F1+	A	A2	A+	A-1	P-1	F1+		7.1
BNP PARIBAS FINANCE INC	4	A-1+	P-1	F1+	AA	Aa1	AA	A-1+	P-1	NR	BNP PARIBAS	7.4
CATERPILLAR FIN SERV CRP	11	A-1	P-1	F1	A	A2	A	A-1	P-1	F1	CATERPILLAR INC	8.8
CATERPILLAR INC	11	A-1	P-1	F1	A	A2	A	A	A2	A		8.8
CHEVRON FUNDING CORP	4	A-1+	P-1	F1+	NR	NR	NR	A-1+	P-1	F1+	CHEVRON CORP	6.4
CHEVRON CORPORATION	4	A-1+	P-1	F1+	AA	Aa1	AA	A-1+	P-1	F1+	CHEVRON CORP	6.4
COCA-COLA CO	8	A-1	P-1	F1	A+	Aa3	A+	A-1	P-1	F1		4.2
DANSKE CORPORATION	8.33	A-1	P-1	NR	A+	NR	NR	A-1	P-1	NR	DANSKE BANK A/S	7.4
DEUTSCHE BANK FINL LLC	6.33	A-1	P-1	F1+	A+	Aa1	AA-	A-1	P-1	F1+	DEUTSCHE BK AG	7.1
DEXIA DELAWARE LLC	9	A-1	P-1	F1+	A	A1	AA-	A-1	P-1	F1+	DEXIA CRDT LOCAL	7.4
DUPONT EI DE NEMOURS CO	11	A-1	P-1	F1	A	A2	A	A-1	P-1	NR		1.1
GENERAL ELEC CAP CORP	4	A-1+	P-1	NR	AA+	Aa2	NR	A-1+	P-1	NR	GENERAL ELECTRIC	8.11
GENERAL ELEC CAP SVCS	4	A-1+	P-1	NR	AA+	Aa2	NR	A-1+	P-1	NR	GENERAL ELECTRIC	8.11
GENERAL ELECTRIC CO	4	A-1+	P-1	NR	AA+	Aa2	NR	A-1+	P-1	NR		8.11
GREENWICH CAPITAL HLDGS	8	A-1	P-1	F1+	A+	Aa3	AA-	A-1	P-1	F1+	ROYAL BK OF SCOT	7.4
IBM CORP	9	A-1	P-1	F1	A+	A1	A+	A-1	P-1	F1		9.1
IBM CAPITAL INC	9	A-1	P-1	NR	NR	NR	NR	A-1	P-1	NR	IBM CORP	9.1
IBM INTL GROUP CAPITAL	9	A-1	P-1	F1	NA	A1	A+	A-1	P-1	F1	IBM CORPORATION	9.1
JOHNSON & JOHNSON	1	A-1+	P-1	F1+	AAA	Aaa	AAA	A-1+	P-1	F1+		4.7
JP MORGAN CHASE & CO	8	A-1	P-1	F1+	A+	Aa3	AA-	A-1	P-1	F1+		7.1
KFW INTERNATL FINANCE	1	A-1+	P-1	F1+	AAA	Aaa	AAA	A-1+	P-1	F1+	KREDIT WIEDERAUF	7.4
L'OREAL USA INC	3	A-1+	P-1	F1+	NR	NR	NR	A-1+	P-1	F1+	L'OREAL SA	4.5
MICROSOFT CORP	2	A-1+	P-1	F1+	AAA	Aaa	AA+	A-1+	P-1	NR		9.4
MINNESOTA MINING & MANUF	6	A-1+	P-1	NR	AA-	Aa2	NR	A-1+	P-1	NR		8.11
NESTLE CAPITAL CORP	4	A-1+	P-1	F1+	AA	Aa1	AA+	A-1+	P-1	F1+	NESTLE SA	4.6
NORDEA NORTH AMERICA INC	7	A-1+	P-1	F1+	NR	NR	NR	A-1+	P-1	F1+	NORDEA BANK AB	7.4
PACCAR FINANCIAL CORP	8	A-1+	P-1	NR	AA-	A1	NR	A-1+	P-1	NR	PACCAR INC	3.3
PRIVATE EXPORT FUND CORP	5	A-1	P-1	NR	A+	Aaa	NR	A-1	P-1	NR		7.4
PROCTER & GAMBLE CO	7	A-1+	P-1	NR	AA-	Aa3	NR	A-1+	P-1	NR	Procter & Gamble Co.	4.5
RABOBANK USA FIN CORP	2	A-1+	P-1	F1+	AAA	Aaa	AA+	A-1+	P-1	NR	RABOBANK NED	7.4
SOCIETE GENERALE N AMER	6	A-1	P-1	F1+	AA-	Aa2	AA-	A-1	P-1	NR	SOC GENERALE	7.4
SVENSKA HANDELSBANK INC	7	A-1+	P-1	F1+	AA-	NR	AA-	A-1+	P-1	F1+	SVENSKA HNDLSBKN	7.4
TOYOTA MOTOR CREDIT CORP	6	A-1+	P-1	NR	AA	Aa1	A+	A-1+	P-1	NR	TOYOTA MOTOR CORP	3.3
WAL-MART FUNDING CORP	5	A-1	P-1	NR	NR	NR	NR	A-1	P-1	NR	WAL-MART STORES INC	7.4 AB
WAL-MART STORES INC	5	A-1+	P-1	F1+	AA	Aa2	AA	A-1+	P-1	F1+		3.14

**ORANGE COUNTY TREASURER-TAX COLLECTOR
APPROVED ISSUER LIST**

DOMESTIC BANKS

BANK	CR #	S/T RATING			L/T RATING			PARENT COMPANY	IND. CODE
		S&P	MDY	FI	S&P	MDY	FI		
BANK OF AMERICA NA	8	A-1	P-1	F1+	A+	Aa3	AA-	Bank of America Corp	7.1
BANK OF NEW YORK	4	A-1+	P-1	F1+	AA	Aaa	AA	Bank of New York Mellon Corp/T	7.1
CHASE BANK USA NA	5	A-1+	P-1	F1+	AA-	Aa1	AA	JPMorgan Chase & Co	7.1
HSBC BANK USA NA	5	A-1+	P-1	F1+	AA	Aa3	AA+	HSBC Holdings PLC	7.1
JPMORGAN CHASE BANK	5	A-1+	P-1	F1+	AA-	Aa1	AA	JPMorgan Chase & Co	7.1
US BANK NA CINCINNATI	5	A-1+	P-1	F1+	AA-	Aa1	AA	US Bancorp	7.1
WELLS FARGO BANK NA	6	A-1+	P-1	F1+	AA	Aa2	AA-	Wells Fargo & Co	7.1

**ORANGE COUNTY TREASURER-TAX COLLECTOR
APPROVED ISSUER LIST**

FOREIGN BANKS

BANK	CR #	S/T RATING			L/T RATING			PARENT COMPANY	IND. CODE	
		S&P	MDY	FI	S&P	MDY	FI			
BNP PARIBAS NY BRANCH	4	A-1+	P-1	F1+	AA	Aa1	AA	BNP Paribas	7.1	FR
CREDIT SUISSE NEW YORK	6	A-1	P-1	F1+	A+	Aa1	AA-	Credit Suisse	7.1	SW
DEUTSCHE BANK NY	6	A-1	P-1	F1+	A+	Aa1	AA-	Deutsche Bank AG	7.1	GR
DEXIA BANK NY BRANCH	9	A-1	P-1	F1+	A	A1	AA-	Dexia Bank NV	7.1	BE
NORDEA BANK FINLAND NY	7	A-1+	P-1	F1+	AA-	Aa1 *-	AA-	Nordea Bank Finland ABP	7.1	NE
RABOBANK NEDERLAND NV NY	2	A-1+	P-1	F1+	AAA	Aaa	AA+	Rabobank Nederland NV	7.1	NE
ROYAL BANK OF CANADA NY	4	A-1+	P-1	F1+	AA-	Aaa	AA	Royal Bank of Canada	7.1	CN
SOCIETE GENERALE	6	A-1+	P-1	F1+	AA-	Aa2	AA-	Societe Generale	7.1	FR
SVENSKA HANDELSBANKEN NY	7	A-1+	P-1	F1+	AA-	Aa1 *-	AA-		7.1	SV
TORONTO DOMINION BANK NY	5	A-1+	P-1	F1+	AA-	Aaa	AA-	Toronto-Dominion Bank/The	7.1	CN

**MUNICIPAL BONDS
APPROVED ISSUER LIST**

8/31/2009

MUNICIPAL BONDS

NAME	CR #	S/T RATING			L/T RATING			BANK
		S&P	MDY	FI	S&P	MDY	FI	
ORANGE CNTY CALIF TRANS	8	A-1+	SG	#N/A	AA	A1/SG	A	JP MORGAN/ DEXIA
ORANGE CNTY CALIF TRANS	8	A-1+	SG	#N/A	AA	A1/SG	A	JP MORGAN/DEXIA
ORANGE CNTY CALIF BRD EI	2	A-1	VMIG1	#N/A	AAA	Aa3	AA+	DEXIA CREDIT LOCAL
ORANGE CNTY CALIF TEETE	3	A-1+	P-1	F1+	#N/A N/A	P-1	F1+	DEXIA CREDIT LOCAL



OFFICE OF THE TREASURER-TAX COLLECTOR

HALL OF FINANCE & RECORDS
 11 CIVIC CENTER PLAZA, SUITE G76
 POST OFFICE BOX 4515
 SANTA ANA, CA 92702
 www.ttc.ocgov.com

CHRIS W. STREET
 TREASURER-TAX COLLECTOR

PAUL C. GORMAN, C.P.A., CTP
 CHIEF ASSISTANT TREASURER-TAX COLLECTOR

JENNIFER BURKHART, CFA
 ASSISTANT TREASURER-TAX COLLECTOR

ROBIN RUSSELL
 ASSISTANT TREASURER-TAX COLLECTOR
 ADMINISTRATION

MEMORANDUM

CHANGES IN ELIGIBLE CREDITS

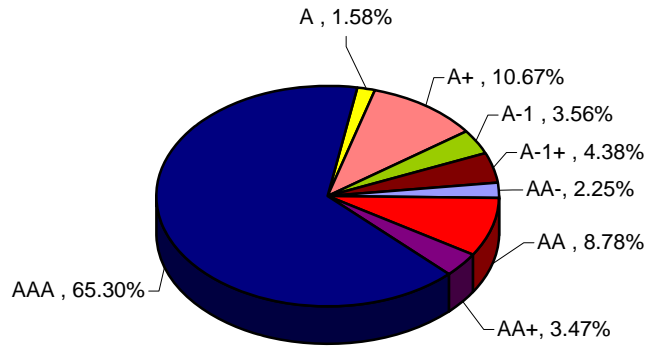
In the month of August, there were no changes to the Treasurer’s approved list of issuers.

The following are Asset Backed Securities that the County holds as pass-thru notes from the restructuring of WhistleJacket.

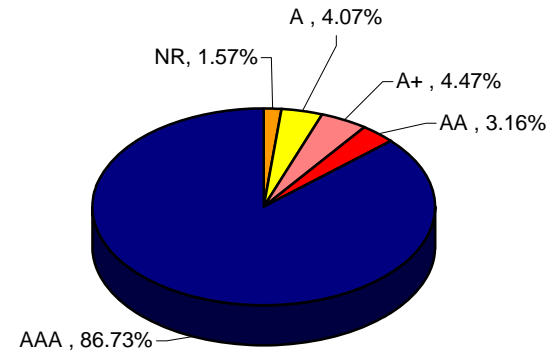
OC Extended Fund B	Security Type	Maturity Date	Market Value	% of Fund	ST Ratings, LT Ratings
Serpentine Funding	US Notes	6/05/10	\$7,441,629.22		N/R
Serpentine Funding	US Notes	6/05/10	5,848,814.17		N/R
Serpentine Funding	US Notes	6/05/10	14,585,350.15		N/R
Serpentine Funding	US Notes	6/05/10	5,918,940.72		N/R
Serpentine Funding	US Notes	6/05/10	5,096,808.50		N/R
			<u>\$38,891,542.77</u>	1.57%	

**CREDIT QUALITY
BY MARKET VALUE AS OF 08/31/2009**

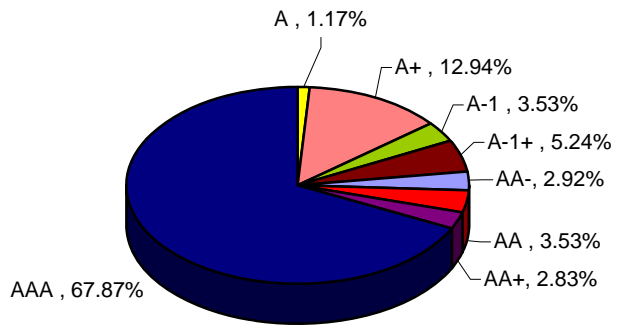
Money Market Fund



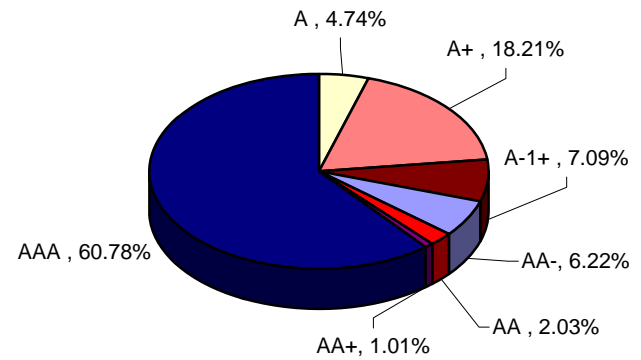
Extended Fund



School's Fund



John Wayne Airport



MONTHLY TREASURER'S MANAGEMENT REPORT

Distribution List

The Orange County Board of Supervisors

Hon. Janet Nguyen – 1st District
Hon. John M. W. Moorlach – 2nd District
Hon. Bill Campbell – 3rd District
Hon. Chris Norby – 4th District
Hon. Pat Bates – 5th District
Darlene Bloom, Clerk of the Board

The Orange County Electeds

Hon. Tom Daly, Clerk-Recorder
Hon. Webster J. Guillory, Assessor
Hon. Anthony J. Rackauckas, District Attorney
Hon. David Sundstrom, Auditor-Controller
Hon. John S. Williams, Public Administrator

The State of California Officials

Hon. Bill Lockyer, State Treasurer
John Decker, CDIAC

The Orange County Grand Jury

Treasury Oversight Committee

Hon. Bill Habermehl
Thomas G. Mauk
Hon. David Sundstrom
George Jeffries
Dr. Raghu Mathur

Treasurer's Advisory Committee

Dr. Wendy Benkert
Blake Christian
Jerry Slusiewicz
Timothy Tunney
Jack Wu
Carol Rudat
David Padilla

The County of Orange Departments

Chief Executive Officer
Children & Families Commission
Child Support Services
Civic Center Commission
Community Services Agency
County Counsel
Fire Authority
Health Care Agency
Housing & Community Development
Human Resources
Integrated Waste Management
Internal Audit
John Wayne Airport
Law Library
Local Agency Formation Commission
Orange County Employees Retirement System
Orange County Cemetery District
Orange County Library
Orange County Marina Agency
Orange County Transportation Authority
Planning & Development Services
Probation

Public Defender
Public Facilities & Resources
Registrar of Voters
Social Services Agency
Superior Court
Victim/Witness Program
Transportation Corridor Agencies

The Orange County School Districts

Orange County Department of Education
Anaheim City
Anaheim Union High
Brea-Olinda Unified
Buena Park
Capistrano Unified
Centralia
Cypress
Fountain Valley
Fullerton
Fullerton Joint Union High
Garden Grove Unified
Huntington Beach City
Huntington Beach Union High
Irvine Unified
Laguna Beach Unified
La Habra City
Los Alamitos Unified
Lowell Joint
Magnolia
Newport-Mesa Unified
Ocean View
Orange Unified
Placentia-Yorba Linda Unified
Saddleback Valley Unified
Santa Ana Unified
Savanna
Tustin Unified
Westminster
North Orange County CCD
Rancho-Santiago CCD
South Orange County CCD
Coast Community CCD

The Voluntary Participants (date approved)

Serrano County Water District (6-22-99)
Costa Mesa Sanitary District (12-7-99)
Mesa Consolidated Water District (9-12-00)
City of Villa Park (10-2-01)
City of Tustin (5-21-02)
Yorba Linda Water District (8-12-03)
Orange County Water District (3-30-04)
Municipal Water District of Orange County (7-27-04)
City of San Clemente (5-17-05)
Orange County Vector Control District (11-14-06)
South Coast Water District (6-16-09)



O R A N G E C O U N T Y
AUDITOR-CONTROLLER
I N T E R N A L A U D I T

**REPORT ON REVIEW OF THE
STATEMENT OF ASSETS
HELD BY THE COUNTY TREASURY
AS OF JUNE 30, 2009**



**Job Number 1027
Report Date: September 14, 2009**



O R A N G E C O U N T Y
AUDITOR-CONTROLLER
I N T E R N A L A U D I T

Orange County Auditor-Controller
David E. Sundstrom, CPA



Nancy N. Ishida, CPA Audit Manager
Christine Young Staff Auditor

Hall of Finance and Records
12 Civic Center Plaza, Room 200
Santa Ana, CA 92701

Web Site
www.ac.ocgov.com/audits.asp

**Report on Review of the Statement of Assets
Held by the County Treasury**

As of June 30, 2009

TABLE OF CONTENTS

Transmittal Letter.....	i
INTERNAL AUDITOR’S REPORT.....	1
Statement of Assets Held by the County Treasury as of June 30, 2009.....	3



**AUDITOR-CONTROLLER
COUNTY OF ORANGE**

HALL OF FINANCE AND RECORDS
12 CIVIC CENTER PLAZA, ROOM 200
POST OFFICE BOX 567
SANTA ANA, CALIFORNIA 92702-0567

(714) 834-2450 FAX: (714) 834-2569

www.ac.ocgov.com

SHAUN M. SKELLY
SENIOR DIRECTOR
ACCOUNTING & TECHNOLOGY

JAN E. GRIMES
DIRECTOR
CENTRAL ACCOUNTING OPERATIONS

WILLIAM A. CASTRO
DIRECTOR
SATELLITE ACCOUNTING OPERATIONS

PHILLIP T. DAIGNEAU
DIRECTOR
INFORMATION TECHNOLOGY

DAVID E. SUNDSTROM, CPA
AUDITOR-CONTROLLER

Transmittal Letter

Job No. 1027

September 14, 2009

TO: Members, Board of Supervisors

SUBJECT: Report on Review of the Statement of Assets Held by the
County Treasury as of June 30, 2009

We have completed our Report on Review of the Statement of Assets held by the County Treasury as of June 30, 2009. Enclosed is a copy of the report.

David E. Sundstrom
Auditor-Controller

NI:lr
Enclosure

Other recipients of this report:

Members, Audit Oversight Committee
Thomas G. Mauk, County Executive Officer
Darlene J. Bloom, Clerk of the Board of Supervisors
Chriss W. Street, Treasurer-Tax Collector
Paul C. Gorman, Chief Assistant Treasurer-Tax Collector
Jan Grimes, Director, Central Accounting Operations
Auditor-Controller
Foreperson, Grand Jury



**AUDITOR-CONTROLLER
COUNTY OF ORANGE**

HALL OF FINANCE AND RECORDS
12 CIVIC CENTER PLAZA, ROOM 200
POST OFFICE BOX 567
SANTA ANA, CALIFORNIA 92702-0567

(714) 834-2450 FAX: (714) 834-2569

www.ac.ocgov.com

SHAUN M. SKELLY
SENIOR DIRECTOR
ACCOUNTING & TECHNOLOGY

JAN E. GRIMES
DIRECTOR
CENTRAL ACCOUNTING OPERATIONS

WILLIAM A. CASTRO
DIRECTOR
SATELLITE ACCOUNTING OPERATIONS

PHILLIP T. DAIGNEAU
DIRECTOR
INFORMATION TECHNOLOGY

DAVID E. SUNDSTROM, CPA
AUDITOR-CONTROLLER

INTERNAL AUDITOR'S REPORT

Job No. 1027

September 14, 2009

Members, Board of Supervisors
Hall of Administration Building
333 W. Santa Ana Blvd., 5th Floor
Santa Ana, CA 92701

Pursuant to Government Code §26920(a), we have reviewed the accompanying Statement of Assets Held by the County Treasury as of June 30, 2009 (financial statement). All information included in this financial statement is the representation of the management of the Treasurer's Office.

Our review was conducted in accordance with *Government Auditing Standards* issued by the Comptroller General of the United States. A review consists principally of inquiries of department personnel and analytical procedures applied to financial data. The Treasurer prepared a statement showing the amount and type of assets in the County Treasury as of June 30, 2009. Our review included the following procedures:

- (1) Counting cash in the County Treasury and confirming cash and investments held on behalf of the Treasurer.
- (2) Verifying that the records of the County Treasury and Auditor-Controller are reconciled for cash and investment accounts.

Based on our review, with the exception of the matter described in the following paragraph, we are not aware of any material modifications that should be made to the accompanying financial statement prepared on the cash basis, as modified, which is a comprehensive basis of accounting other than United States generally accepted accounting principles.

Management has elected to omit all disclosures ordinarily included in a financial statement prepared on the cash basis as modified. If the omitted disclosures were included in the financial statement they might influence the user's conclusions about the Treasurer's assets. Accordingly, this financial statement is not designed for those who are not informed about such matters.

The Treasurer-Tax Collector's Treasury Accounting/Compliance Unit maintains and reconciles the accounting records and financial systems for all cash and investments held by the Treasurer. Treasury accounting staff utilizes the Treasury Fund Accounting System to track each fund's cash activity.

The Auditor-Controller is elected by and accountable to the citizens of Orange County. The Auditor-Controller General Ledger Unit is responsible for the reconciliation of the Treasurer's cash fund balances to the County general ledger. We are disclosing this relationship because the Controller's role may be perceived as a potential impairment to our independence. However, the Internal Audit Unit that conducted this review is organizationally located outside of the line-management function of the Auditor-Controller's Office and is not responsible for the recordation or reconciliation of financial transactions. The Internal Audit Unit reports administratively to the elected Auditor-Controller.

Nevertheless, the reader of this report is advised to consider the above disclosure when using this report.

This report is intended for the information of the management of the County of Orange Auditor-Controller. However, this report is a matter of public record and its distribution is not limited.



Nancy N. Ishida, CPA
Audit Manager

NI:lr
Attachment

Other recipients of this report:

- Members, Audit Oversight Committee
- Thomas G. Mauk, County Executive Officer
- Darlene J. Bloom, Clerk of the Board of Supervisors
- David E. Sundstrom, Auditor-Controller
- Jan Grimes, Director, Central Accounting Operations
Auditor-Controller
- Chriss W. Street, Treasurer-Tax Collector
- Paul C. Gorman, Chief Assistant Treasurer-Tax Collector
- Foreperson, Grand Jury

Statement of Assets Held by the County Treasury as of June 30, 2009




OFFICE OF THE TREASURER-TAX COLLECTOR

HALL OF FINANCE & RECORDS
 11 CIVIC CENTER PLAZA, SUITE G76
 POST OFFICE BOX 4515
 SANTA ANA, CA 92702
 www.ttc.ocgov.com

CHRISS W. STREET
 TREASURER-TAX COLLECTOR
 PAUL C. GORMAN, C.P.A., CTP
 CHIEF ASSISTANT TREASURER-TAX COLLECTOR
 JENNIFER BURKHART, CFA
 ASSISTANT TREASURER-TAX COLLECTOR
 ROBIN RUSSELL
 ASSISTANT TREASURER-TAX COLLECTOR
 ADMINISTRATION

September 11, 2009
 STATEMENT OF ASSETS HELD BY THE COUNTY TREASURY
 AS OF JUNE 30, 2009

ASSETS				
	County Pool	Educational Pool	Non-Pooled	Total
CASH				
Cash on Hand	\$ 3,130	\$ -	\$ -	\$ 3,130
Demand Accounts	10,040,597	(8,811,622)	32,589	1,261,564
Total Cash	10,043,727	(8,811,622)	32,589	1,264,694
INVESTMENTS, stated at cost				
<i>Orange County Investment Pool:</i>				
Money Market Fund	1,716,171,781			1,716,171,781
Extended Fund	1,373,709,488			1,373,709,488
OC Extended Fund B	27,054,971			27,054,971
<i>Orange County Educational Pool:</i>				
Money Market Fund		1,402,398,104		1,402,398,104
Extended Fund		1,324,094,867		1,324,094,867
OC Extended Fund B		25,905,133		25,905,133
<i>Non-Pooled</i>			96,791,804	96,791,804
Total Investments	3,116,936,240	2,752,398,104	96,791,804	5,966,126,148
TOTAL ASSETS	\$ 3,126,979,967	\$ 2,743,586,482	\$ 96,824,393	\$ 5,967,390,842



 Chriss W. Street
 Treasurer-Tax Collector

See accompanying Internal Auditor's Report



O R A N G E C O U N T Y

AUDITOR-CONTROLLER

I N T E R N A L A U D I T

**REPORT ON
COMPLIANCE MONITORING
OF THE TREASURER'S
INVESTMENT PORTFOLIO**

**For the Month of
APRIL 2009**



**Job Number 1022
Report Date: September 8, 2009**



O R A N G E C O U N T Y
AUDITOR-CONTROLLER
I N T E R N A L A U D I T

Orange County Auditor-Controller
David E. Sundstrom, CPA



Nancy N. Ishida, CPA	Audit Manager
Toni Smart, CPA	Assistant Audit Manager
Dat Thomas	Senior Auditor

Hall of Finance and Records
12 Civic Center Plaza, Room 200
Santa Ana, CA 92701

Web Site
www.ac.ocgov.com/audits.asp



**AUDITOR-CONTROLLER
COUNTY OF ORANGE**

HALL OF FINANCE AND RECORDS
12 CIVIC CENTER PLAZA, ROOM 200
POST OFFICE BOX 567
SANTA ANA, CALIFORNIA 92702-0567

(714) 834-2450 FAX: (714) 834-2569

www.ac.ocgov.com

SHAUN M. SKELLY
SENIOR DIRECTOR
ACCOUNTING & TECHNOLOGY

JAN E. GRIMES
DIRECTOR
CENTRAL ACCOUNTING OPERATIONS

WILLIAM A. CASTRO
DIRECTOR
SATELLITE ACCOUNTING OPERATIONS

PHILLIP T. DAIGNEAU
DIRECTOR
INFORMATION TECHNOLOGY

DAVID E. SUNDSTROM, CPA
AUDITOR-CONTROLLER

September 8, 2009

Job No. 1022

TO: Members, Treasury Oversight Committee

SUBJECT: Report on Compliance Monitoring of the Treasurer's Investment Portfolio
For the Month of April 2009

We have completed the compliance monitoring of the Treasurer's investment portfolio for the month of April 2009. The purpose of our monitoring was to determine whether the Orange County Money Market Fund, Educational Fund, and Extended Funds managed by the Orange County Treasurer's Office were in compliance with certain provisions specified in the Investment Policy Statement (IPS) and that all portfolio non-compliance including technical incidents and required diversification disclosures were properly reported in the April 30, 2009 Treasurer's Monthly Management Report.

We are continuing our portfolio compliance monitoring at the request of the Treasury Oversight Committee. Our monitoring is designed to provide assurance to the Board of Supervisors, the County Executive Officer, you and other stakeholders that the Treasurer's investment portfolio is in compliance with the IPS and that all non-compliance incidents and required disclosures are properly reported.

Our compliance procedures included obtaining a daily electronic download of the investment portfolio from the Treasurer's Quantum system; judgmentally selecting 10 business days for testing; importing the selected downloads into ACL for purposes of performing calculations; and validating that investment purchases were in compliance with the IPS by reviewing and testing supporting documentation. In conducting our procedures, we examined the following days in April: 1, 2, 9, 13, 14, 15, 20, 23, 28 and 30.

Based on our compliance monitoring for the selected dates, **one non-compliance issue was identified**. Our report also includes information regarding Treasury policy pertaining to the reporting of technical incidents in the monthly management report.

The following lists the procedures performed and results achieved from the compliance monitoring:

1. **Authorized Investments (IPS Section VI and VII):** We judgmentally selected a sample of 18 investments representing each pool. The selected sample consists of investments purchased in the 10 business days selected for April 2009. For the sample selected, we independently confirmed that the investments conform to authorized investment requirements in accordance with the IPS.

Results: We found no exceptions.

2. **Diversification Compliance (IPS Section VIII):** We performed calculations to determine that the Money Market and Extended Funds portfolios have met the diversification limits for investment types in accordance with the IPS.

Results: We found **technical incidents occurred five of the ten days reviewed.**

Extended Funds

Technical Incidents

The percentage of portfolio holdings of medium term notes exceeded the 30% limitation of the total market value of the portfolio by no more than 0.36%. The technical incidents occurred on April 9, 13, 14, 15, and 20. The medium term notes holdings were back within the IPS limits on April 23. The technical incidents were due to a reduction in the Pool's total assets resulting in an increase in securities holdings.

3. **Weighted Average Maturity (WAM) Limitations (IPS Section VIII.3):** We performed calculations to determine that WAM did not exceed 60 days for the Money Market Funds in accordance with the IPS.

Results: We found no exceptions.

4. **Maximum Maturity Limitations (IPS Section VIII.3):** We confirmed that the maximum maturity of any portfolio instrument purchased did not exceed 13 months (397 days) for the Money Market Fund and 5 years (1,826 days) for the Extended Fund in accordance with the IPS.

Results: We found no exceptions.

5. **Issuer Limitations (IPS Section VIII.2):** We performed calculations to determine that no more than 5% of the total market value of each Fund is invested in securities of any one issuer with the exception of government agencies. However, a Fund may invest up to 12.5% of the total market value in securities of any one issuer for up to three business days or up to 10% in money market mutual funds.

Results: We found **a non-compliance issue occurred on one of the ten days reviewed.** We also found **technical incidents occurred on five of the ten days reviewed.**

Money Market Fund

Technical Incident

1. The percentage of portfolio holdings in General Electric Co exceeded 5% of the total market value of the portfolio by no more than 0.49%. The technical incident occurred on April 28 and the issuer was back within the IPS limits by the next date reviewed. The technical incident was due to a reduction in the Pool's total assets resulting in an increase in securities holdings.

Educational Investment Pool

Technical Incidents

2. The percentage of portfolio holdings in Toyota Motor Credit exceeded 5% of the total market value of the portfolio by no more than 0.62%. The technical incidents occurred on April 1, 9, 13, and 14. The issuer was back within the IPS limits on April 15. The technical incidents were due to a reduction in the Pool's total assets resulting in an increase in securities holdings.
3. The percentage of portfolio holdings in General Electric Co exceeded 5% of the total market value of the portfolio by no more than 0.10%. The technical incident occurred on April 28 due to a purchase of the issuer's securities. A Fund may invest up to 12.5% in securities of any one issuer for up to three business days. The issuer was back within the IPS limit by the next date reviewed.

Non-compliance Issue

4. The percentage of portfolio holdings in Federal Home Loan Bank exceeded 30% of the total market value of the portfolio by 0.01%. The **non-compliance issue** occurred on April 28 due to purchases of the issuer's securities. IPS section VIII.2, *Diversification and Maturity Restrictions*, states that "no more than 30% of the Fund's market value may be invested in securities of any one U.S. Government Agency, or U.S. government-sponsored enterprise." The issuer was back within the IPS limit by April 29.
6. **Authorized Financial Dealers (IPS Section XI):** We confirmed that all investments were purchased from authorized issuers.

Results: We found no exceptions.

7. **Financial Reporting (IPS Section XXI):** We confirmed that the April 2009 Treasurer's Monthly Management Report included all statements of portfolio non-compliance including technical incidents and diversification disclosures in accordance with the IPS.

Results:

Review of "Non-Compliance Report Summary"

The Treasurer's Monthly Management Report includes a "Noncompliance Report Summary" to disclose non-compliance issues that occurred during the month. The

Treasurer's April 2009 "Noncompliance Report Summary" **properly reported** the non-compliance issue that occurred in the Educational Investment Pool (see item #5.4 above). We found no exceptions.

Technical Incidents

Although the Treasurer's IPS does not require technical incidents that occurred during the month to be reported in the Treasurer's Monthly Management Report, it is Treasury policy to report the details of technical incidents outstanding at month end in the "Noncompliance Report Summary." Therefore, this month's Treasury Monthly Management Report **would not include** details regarding the technical incidents that occurred and were resolved before month end (see items #2, 5.1, 5.2, and 5.3 above).

Please let me know if you have any questions regarding our daily monitoring procedures.



Nancy N. Ishida, CPA
Audit Manager

cc: Members, Board of Supervisors
Members, Audit Oversight Committee
Thomas G. Mauk, County Executive Officer
Peter Hughes, Director, Internal Audit Department
Chriss W. Street, Treasurer-Tax Collector
Paul C. Gorman, Chief Assistant Treasurer-Tax Collector
Ginika Echebiri, Accounting/Compliance Manager, Treasurer-Tax Collector
Foreperson, Grand Jury



O R A N G E C O U N T Y

AUDITOR-CONTROLLER

I N T E R N A L A U D I T

REPORT ON COMPLIANCE MONITORING OF THE TREASURER'S INVESTMENT PORTFOLIO

**For the Month of
MAY 2009**



**Job Number 1023
Report Date: September 10, 2009**



O R A N G E C O U N T Y
AUDITOR-CONTROLLER
I N T E R N A L A U D I T

Orange County Auditor-Controller
David E. Sundstrom, CPA



Nancy N. Ishida, CPA	Audit Manager
Dat Thomas	Senior Auditor
Christine Young	Staff Auditor

Hall of Finance and Records
12 Civic Center Plaza, Room 200
Santa Ana, CA 92701

Web Site
www.ac.ocgov.com/audits.asp



**AUDITOR-CONTROLLER
COUNTY OF ORANGE**

HALL OF FINANCE AND RECORDS
12 CIVIC CENTER PLAZA, ROOM 200
POST OFFICE BOX 567
SANTA ANA, CALIFORNIA 92702-0567

(714) 834-2450 FAX: (714) 834-2569

www.ac.ocgov.com

SHAUN M. SKELLY
SENIOR DIRECTOR
ACCOUNTING & TECHNOLOGY

JAN E. GRIMES
DIRECTOR
CENTRAL ACCOUNTING OPERATIONS

WILLIAM A. CASTRO
DIRECTOR
SATELLITE ACCOUNTING OPERATIONS

PHILLIP T. DAIGNEAU
DIRECTOR
INFORMATION TECHNOLOGY

DAVID E. SUNDSTROM, CPA
AUDITOR-CONTROLLER

September 10, 2009

Job No. 1023

TO: Members, Treasury Oversight Committee

SUBJECT: Report on Compliance Monitoring of the Treasurer's Investment Portfolio
For the Month of May 2009

We have completed the compliance monitoring of the Treasurer's investment portfolio for the month of May 2009. The purpose of our monitoring was to determine whether the Orange County Money Market Fund, Educational Fund, and Extended Funds managed by the Orange County Treasurer's Office were in compliance with certain provisions specified in the Investment Policy Statement (IPS) and that all portfolio non-compliance including technical incidents and required diversification disclosures were properly reported in the May 31, 2009 Treasurer's Monthly Management Report.

We are continuing our portfolio compliance monitoring at the request of the Treasury Oversight Committee. Our monitoring is designed to provide assurance to the Board of Supervisors, the County Executive Officer, you and other stakeholders that the Treasurer's investment portfolio is in compliance with the IPS and that all non-compliance incidents and required disclosures are properly reported.

Our compliance procedures included obtaining a daily electronic download of the investment portfolio from the Treasurer's Quantum system; judgmentally selecting 10 business days for testing; importing the selected downloads into ACL for purposes of performing calculations; and validating that investment purchases were in compliance with the IPS by reviewing and testing supporting documentation. In conducting our procedures, we examined the following days in May: 1, 5, 8, 12, 15, 19, 22, 26, 28 and 29.

Based on our compliance monitoring for the selected dates, **no compliance issues were identified**. Our report also includes information regarding Treasury policy pertaining to the reporting of technical incidents in the monthly management report.

The following lists the procedures performed and results achieved from the compliance monitoring:

1. **Authorized Investments (IPS Section VI and VII):** We judgmentally selected a sample of 16 investments representing each pool. The selected sample consists of investments purchased in the 10 business days selected for May 2009. For the sample selected, we independently confirmed that the investments conform to authorized investment requirements in accordance with the IPS.

Whistlejacket Holdings

An auction of the Whistlejacket portfolio securities occurred on April 29, 2009, pursuant to a Restructuring Agreement between the Receivers and Whistlejacket Capital Limited. The Treasurer's Whistlejacket holdings were restructured into pass-through notes in Serpentine Funding Limited. The pass-through notes were settled on May 7, 2009. This transaction was not considered a purchase and therefore was excluded from our testing for authorized investments.

Results: We found no exceptions.

2. **Diversification Compliance (IPS Section VIII):** We performed calculations to determine that the Money Market and Extended Funds portfolios have met the diversification limits for investment types in accordance with the IPS.

Results: We found no exceptions.

3. **Weighted Average Maturity (WAM) Limitations (IPS Section VIII.3):** We performed calculations to determine that WAM did not exceed 60 days for the Money Market Funds in accordance with the IPS.

Results: We found no exceptions.

4. **Maximum Maturity Limitations (IPS Section VIII.3):** We confirmed that the maximum maturity of any portfolio instrument purchased did not exceed 13 months (397 days) for the Money Market Fund and 5 years (1,826 days) for the Extended Fund in accordance with the IPS.

Results: We found no exceptions.

5. **Issuer Limitations (IPS Section VIII.2):** We performed calculations to determine that no more than 5% of the total market value of each Fund is invested in securities of any one issuer with the exception of government agencies. However, a Fund may invest up to 12.5% of the total market value in securities of any one issuer for up to 3 business days or up to 10% in money market mutual funds.

Results: We found **technical incidents occurred on three of the ten days selected.**

Educational Investment Pool

Technical Incidents

1. The percentage of portfolio holdings in Toyota Motor Credit exceeded 5% of the total market value of the portfolio by no more than 0.32%. The technical incidents occurred on May 8, 12, and 22. The technical incidents were due to a reduction in the Pool's total assets resulting in an increase in securities holdings.
6. **Authorized Financial Dealers (IPS Section XI):** We confirmed that all investments were purchased from authorized issuers.

Results: We found no exceptions.

7. **Financial Reporting (IPS Section XXI):** We confirmed that the May 2009 Treasurer's monthly Management Report included all statements of portfolio non-compliance including technical incidents and diversification disclosures in accordance with the IPS.

Results:

Review of "Non-Compliance Report Summary"

The Treasurer's Monthly Management Report includes a "Noncompliance Report Summary" to disclose non-compliance issues that occurred during the month. There were no non-compliance issues in May 2009.

Technical Incidents

Although the Treasurer's IPS does not require technical incidents that occurred during the month to be reported in the Treasurer's Monthly Management Report, it is Treasury policy to report the details of technical incidents outstanding at month end in the "Noncompliance Report Summary." Therefore, this month's Treasury Monthly Management Report **would not include** details regarding the technical incidents that occurred and were resolved before month end (see items #5.1 above).

Please let me know if you have any questions regarding our monitoring procedures.



Nancy N. Ishida, CPA
Audit Manager

cc: Members, Board of Supervisors
Members, Audit Oversight Committee
Thomas G. Mauk, County Executive Officer
Peter Hughes, Director, Internal Audit Department
Chriss W. Street, Treasurer-Tax Collector
Paul C. Gorman, Chief Assistant Treasurer-Tax Collector
Ginika Echebiri, Accounting/Compliance Manager, Treasurer-Tax Collector
Foreperson, Grand Jury