

Treasurer's Report of Assets in the County Treasury

For the Month Ended March 31, 2025



Treasurer-Tax Collector

Shari L. Freidenrich

CPA, CCMT, CPFA, ACPFIM

2025	2024	2023	2022	2021	2020	2019	2018	2017	2016	2015	2014	2013	2012	2011	2010	2009	2008	2007	2006	2005	2004	2003	2002	2001	2000	1999	1998	1997	1996	1995	1994	1993	1992	1991	1990	1989	1988	1987	1986	1985	1984	1983	1982	1981	1980	1979	1978	1977	1976	1975	1974	1973	1972	1971	1970	1969	1968	1967	1966	1965	1964	1963	1962	1961	1960	1959	1958	1957	1956	1955	1954	1953	1952	1951	1950	1949	1948	1947	1946	1945	1944	1943	1942	1941	1940	1939	1938	1937	1936	1935	1934	1933	1932	1931	1930	1929	1928	1927	1926	1925	1924	1923	1922	1921	1920	1919	1918	1917	1916	1915	1914	1913	1912	1911	1910	1909	1908	1907	1906	1905	1904	1903	1902	1901	1900	1899	1898	1897	1896	1895	1894	1893	1892	1891	1890	1889	1888	1887	1886	1885	1884	1883	1882	1881	1880	1879	1878	1877	1876	1875	1874	1873	1872	1871	1870	1869	1868	1867	1866	1865	1864	1863	1862	1861	1860	1859	1858	1857	1856	1855	1854	1853	1852	1851	1850	1849	1848	1847	1846	1845	1844	1843	1842	1841	1840	1839	1838	1837	1836	1835	1834	1833	1832	1831	1830	1829	1828	1827	1826	1825	1824	1823	1822	1821	1820	1819	1818	1817	1816	1815	1814	1813	1812	1811	1810	1809	1808	1807	1806	1805	1804	1803	1802	1801	1800	1799	1798	1797	1796	1795	1794	1793	1792	1791	1790	1789	1788	1787	1786	1785	1784	1783	1782	1781	1780	1779	1778	1777	1776	1775	1774	1773	1772	1771	1770	1769	1768	1767	1766	1765	1764	1763	1762	1761	1760	1759	1758	1757	1756	1755	1754	1753	1752	1751	1750	1749	1748	1747	1746	1745	1744	1743	1742	1741	1740	1739	1738	1737	1736	1735	1734	1733	1732	1731	1730	1729	1728	1727	1726	1725	1724	1723	1722	1721	1720	1719	1718	1717	1716	1715	1714	1713	1712	1711	1710	1709	1708	1707	1706	1705	1704	1703	1702	1701	1700	1699	1698	1697	1696	1695	1694	1693	1692	1691	1690	1689	1688	1687	1686	1685	1684	1683	1682	1681	1680	1679	1678	1677	1676	1675	1674	1673	1672	1671	1670	1669	1668	1667	1666	1665	1664	1663	1662	1661	1660	1659	1658	1657	1656	1655	1654	1653	1652	1651	1650	1649	1648	1647	1646	1645	1644	1643	1642	1641	1640	1639	1638	1637	1636	1635	1634	1633	1632	1631	1630	1629	1628	1627	1626	1625	1624	1623	1622	1621	1620	1619	1618	1617	1616	1615	1614	1613	1612	1611	1610	1609	1608	1607	1606	1605	1604	1603	1602	1601	1600	1599	1598	1597	1596	1595	1594	1593	1592	1591	1590	1589	1588	1587	1586	1585	1584	1583	1582	1581	1580	1579	1578	1577	1576	1575	1574	1573	1572	1571	1570	1569	1568	1567	1566	1565	1564	1563	1562	1561	1560	1559	1558	1557	1556	1555	1554	1553	1552	1551	1550	1549	1548	1547	1546	1545	1544	1543	1542	1541	1540	1539	1538	1537	1536	1535	1534	1533	1532	1531	1530	1529	1528	1527	1526	1525	1524	1523	1522	1521	1520	1519	1518	1517	1516	1515	1514	1513	1512	1511	1510	1509	1508	1507	1506	1505	1504	1503	1502	1501	1500	1499	1498	1497	1496	1495	1494	1493	1492	1491	1490	1489	1488	1487	1486	1485	1484	1483	1482	1481	1480	1479	1478	1477	1476	1475	1474	1473	1472	1471	1470	1469	1468	1467	1466	1465	1464	1463	1462	1461	1460	1459	1458	1457	1456	1455	1454	1453	1452	1451	1450	1449	1448	1447	1446	1445	1444	1443	1442	1441	1440	1439	1438	1437	1436	1435	1434	1433	1432	1431	1430	1429	1428	1427	1426	1425	1424	1423	1422	1421	1420	1419	1418	1417	1416	1415	1414	1413	1412	1411	1410	1409	1408	1407	1406	1405	1404	1403	1402	1401	1400	1399	1398	1397	1396	1395	1394	1393	1392	1391	1390	1389	1388	1387	1386	1385	1384	1383	1382	1381	1380	1379	1378	1377	1376	1375	1374	1373	1372	1371	1370	1369	1368	1367	1366	1365	1364	1363	1362	1361	1360	1359	1358	1357	1356	1355	1354	1353	1352	1351	1350	1349	1348	1347	1346	1345	1344	1343	1342	1341	1340	1339	1338	1337	1336	1335	1334	1333	1332	1331	1330	1329	1328	1327	1326	1325	1324	1323	1322	1321	1320	1319	1318	1317	1316	1315	1314	1313	1312	1311	1310	1309	1308	1307	1306	1305	1304	1303	1302	1301	1300	1299	1298	1297	1296	1295	1294	1293	1292	1291	1290	1289	1288	1287	1286	1285	1284	1283	1282	1281	1280	1279	1278	1277	1276	1275	1274	1273	1272	1271	1270	1269	1268	1267	1266	1265	1264	1263	1262	1261	1260	1259	1258	1257	1256	1255	1254	1253	1252	1251	1250	1249	1248	1247	1246	1245	1244	1243	1242	1241	1240	1239	1238	1237	1236	1235	1234	1233	1232	1231	1230	1229	1228	1227	1226	1225	1224	1223	1222	1221	1220	1219	1218	1217	1216	1215	1214	1213	1212	1211	1210	1209	1208	1207	1206	1205	1204	1203	1202	1201	1200	1199	1198	1197	1196	1195	1194	1193	1192	1191	1190	1189	1188	1187	1186	1185	1184	1183	1182	1181	1180	1179	1178	1177	1176	1175	1174	1173	1172	1171	1170	1169	1168	1167	1166	1165	1164	1163	1162	1161	1160	1159	1158	1157	1156	1155	1154	1153	1152	1151	1150	1149	1148	1147	1146	1145	1144	1143	1142	1141	1140	1139	1138	1137	1136	1135	1134	1133	1132	1131	1130	1129	1128	1127	1126	1125	1124	1123	1122	1121	1120	1119	1118	1117	1116	1115	1114	1113	1112	1111	1110	1109	1108	1107	1106	1105	1104	1103	1102	1101	1100	1099	1098	1097	1096	1095	1094	1093	1092	1091	1090	1089	1088	1087	1086	1085	1084	1083	1082	1081	1080	1079	1078	1077	1076	1075	1074	1073	1072	1071	1070	1069	1068	1067	1066	1065	1064	1063	1062	1061	1060	1059	1058	1057	1056	1055	1054	1053	1052	1051	1050	1049	1048	1047	1046	1045	1044	1043	1042	1041	1040	1039	1038	1037	1036	1035	1034	1033	1032	1031	1030	1029	1028	1027	1026	1025	1024	1023	1022	1021	1020	1019	1018	1017	1016	1015	1014	1013	1012	1011	1010	1009	1008	1007	1006	1005	1004	1003	1002	1001	1000	999	998	997	996	995	994	993	992	991	990	989	988	987	986	985	984	983	982	981	980	979	978	977	976	975	974	973	972	971	970	969	968	967	966	965	964	963	962	961	960	959	958	957	956	955	954	953	952	951	950	949	948	947	946	945	944	943	942	941	940	939	938	937	936	935	934	933	932	931	930	929	928	927	926	925	924	923	922	921	920	919	918	917	916	915	914	913	912	911	910	909	908	907	906	905	904	903	902	901	900	899	898	897	896	895	894	893	892	891	890	889	888	887	886	885	884	883	882	881	880	879	878	877	876	875	874	873	872	871	870	869	868	867	866	865	864	863	862	861	860	859	858	857	856	855	854	853	852	851	850	849	848	847	846	845	844	843	842	841	840	839	838	837	836	835	834	833	832	831	830	829	828	827	826	825	824	823	822	821	820	819	818	817	816	815	814	813	812	811	810	809	808	807	806	805	804	803	802	801	800	799	798	797	796	795	794	793	792	791	790	789	788	787	786	785	784	783	782	781	780	779	778	777	776	775	774	773	772	771	770	769	768	767	766	765	764	763	762	761	760	759	758	757	756	755	754	753	752	751	750	749	748	747	746	745	744	743	742	741	740	739	738	737	736	735	734	733	732	731	730	729	728	727	726	725	724	723	722	721	720	719	718	717	716	715	714	713	712	711	710	709	708	707	706	705	704	703	702	701	700	699	698	697	696	695	694	693	692	691	690	689	688	687	686	685	684	683	682	681	680	679	678	677	676	675	674	673	672	671	670	669	668	667	666	665	664	663	662	661	660	659	658	657	656	655	654	653	652	651	650	649	648	647	646	645	
------	------	------	------	------	------	------	------	------	------	------	------	------	------	------	------	------	------	------	------	------	------	------	------	------	------	------	------	------	------	------	------	------	------	------	------	------	------	------	------	------	------	------	------	------	------	------	------	------	------	------	------	------	------	------	------	------	------	------	------	------	------	------	------	------	------	------	------	------	------	------	------	------	------	------	------	------	------	------	------	------	------	------	------	------	------	------	------	------	------	------	------	------	------	------	------	------	------	------	------	------	------	------	------	------	------	------	------	------	------	------	------	------	------	------	------	------	------	------	------	------	------	------	------	------	------	------	------	------	------	------	------	------	------	------	------	------	------	------	------	------	------	------	------	------	------	------	------	------	------	------	------	------	------	------	------	------	------	------	------	------	------	------	------	------	------	------	------	------	------	------	------	------	------	------	------	------	------	------	------	------	------	------	------	------	------	------	------	------	------	------	------	------	------	------	------	------	------	------	------	------	------	------	------	------	------	------	------	------	------	------	------	------	------	------	------	------	------	------	------	------	------	------	------	------	------	------	------	------	------	------	------	------	------	------	------	------	------	------	------	------	------	------	------	------	------	------	------	------	------	------	------	------	------	------	------	------	------	------	------	------	------	------	------	------	------	------	------	------	------	------	------	------	------	------	------	------	------	------	------	------	------	------	------	------	------	------	------	------	------	------	------	------	------	------	------	------	------	------	------	------	------	------	------	------	------	------	------	------	------	------	------	------	------	------	------	------	------	------	------	------	------	------	------	------	------	------	------	------	------	------	------	------	------	------	------	------	------	------	------	------	------	------	------	------	------	------	------	------	------	------	------	------	------	------	------	------	------	------	------	------	------	------	------	------	------	------	------	------	------	------	------	------	------	------	------	------	------	------	------	------	------	------	------	------	------	------	------	------	------	------	------	------	------	------	------	------	------	------	------	------	------	------	------	------	------	------	------	------	------	------	------	------	------	------	------	------	------	------	------	------	------	------	------	------	------	------	------	------	------	------	------	------	------	------	------	------	------	------	------	------	------	------	------	------	------	------	------	------	------	------	------	------	------	------	------	------	------	------	------	------	------	------	------	------	------	------	------	------	------	------	------	------	------	------	------	------	------	------	------	------	------	------	------	------	------	------	------	------	------	------	------	------	------	------	------	------	------	------	------	------	------	------	------	------	------	------	------	------	------	------	------	------	------	------	------	------	------	------	------	------	------	------	------	------	------	------	------	------	------	------	------	------	------	------	------	------	------	------	------	------	------	------	------	------	------	------	------	------	------	------	------	------	------	------	------	------	------	------	------	------	------	------	------	------	------	------	------	------	------	------	------	------	------	------	------	------	------	------	------	------	------	------	------	------	------	------	------	------	------	------	------	------	------	------	------	------	------	------	------	------	------	------	------	------	------	------	------	------	------	------	------	------	------	------	------	------	------	------	------	------	------	------	------	------	------	------	------	------	------	------	------	------	------	------	------	------	------	------	------	------	------	------	------	------	------	------	------	------	------	------	------	------	------	------	------	------	------	------	------	------	------	------	------	------	------	------	------	------	------	------	------	------	------	------	------	------	------	------	------	------	------	------	------	------	------	------	------	------	------	------	------	------	------	------	------	------	------	------	------	------	------	------	------	------	------	------	------	------	------	------	------	------	------	------	------	------	------	------	------	------	------	------	------	------	------	------	------	------	------	------	------	------	------	------	------	------	------	------	------	------	------	------	------	------	------	------	------	------	------	------	------	------	------	------	------	------	------	------	------	------	------	------	------	------	------	------	------	------	------	------	------	------	------	------	------	------	------	------	------	------	------	------	------	------	------	------	------	------	------	------	------	------	------	------	------	------	------	------	------	------	------	------	------	------	------	------	------	------	------	------	------	------	------	------	------	------	------	------	------	------	------	------	------	------	------	------	------	------	------	------	------	------	------	------	------	------	------	------	------	------	------	------	------	------	------	------	------	------	------	------	------	------	------	------	------	------	------	------	------	------	------	------	------	------	------	------	------	------	------	------	------	------	------	------	------	------	------	------	------	------	------	------	------	------	------	------	------	------	------	------	------	------	------	------	------	------	------	------	------	------	------	------	------	------	------	------	------	------	------	------	------	------	------	------	------	------	------	------	------	------	------	------	------	------	------	------	------	------	------	------	------	------	------	------	------	------	------	------	------	------	------	------	------	------	------	------	------	------	------	------	------	------	------	------	------	------	------	------	------	------	------	------	------	------	------	------	------	------	------	------	------	------	------	------	------	------	------	------	------	------	------	------	------	------	------	------	------	------	------	------	------	------	------	------	------	------	------	------	------	------	------	------	------	------	------	------	------	------	------	------	------	------	------	------	------	------	------	------	------	------	------	------	------	------	------	-----	-----	-----	-----	-----	-----	-----	-----	-----	-----	-----	-----	-----	-----	-----	-----	-----	-----	-----	-----	-----	-----	-----	-----	-----	-----	-----	-----	-----	-----	-----	-----	-----	-----	-----	-----	-----	-----	-----	-----	-----	-----	-----	-----	-----	-----	-----	-----	-----	-----	-----	-----	-----	-----	-----	-----	-----	-----	-----	-----	-----	-----	-----	-----	-----	-----	-----	-----	-----	-----	-----	-----	-----	-----	-----	-----	-----	-----	-----	-----	-----	-----	-----	-----	-----	-----	-----	-----	-----	-----	-----	-----	-----	-----	-----	-----	-----	-----	-----	-----	-----	-----	-----	-----	-----	-----	-----	-----	-----	-----	-----	-----	-----	-----	-----	-----	-----	-----	-----	-----	-----	-----	-----	-----	-----	-----	-----	-----	-----	-----	-----	-----	-----	-----	-----	-----	-----	-----	-----	-----	-----	-----	-----	-----	-----	-----	-----	-----	-----	-----	-----	-----	-----	-----	-----	-----	-----	-----	-----	-----	-----	-----	-----	-----	-----	-----	-----	-----	-----	-----	-----	-----	-----	-----	-----	-----	-----	-----	-----	-----	-----	-----	-----	-----	-----	-----	-----	-----	-----	-----	-----	-----	-----	-----	-----	-----	-----	-----	-----	-----	-----	-----	-----	-----	-----	-----	-----	-----	-----	-----	-----	-----	-----	-----	-----	-----	-----	-----	-----	-----	-----	-----	-----	-----	-----	-----	-----	-----	-----	-----	-----	-----	-----	-----	-----	-----	-----	-----	-----	-----	-----	-----	-----	-----	-----	-----	-----	-----	-----	-----	-----	-----	-----	-----	-----	-----	-----	-----	-----	-----	-----	-----	-----	-----	-----	-----	-----	-----	-----	-----	-----	-----	-----	-----	-----	-----	-----	-----	-----	-----	-----	-----	-----	-----	-----	-----	-----	-----	-----	-----	-----	-----	-----	-----	-----	-----	-----	-----	-----	-----	-----	-----	-----	-----	-----	-----	-----	-----	-----	-----	-----	-----	-----	-----	-----	-----	-----	-----	-----	-----	-----	-----	-----	-----	-----	-----	-----	-----	-----	-----	-----	-----	-----	-----	-----	-----	-----	-----	-----	-----	-----	-----	-----	-----	-----	-----	-----	-----	-----	-----	-----	-----	-----	-----	-----	--

COUNTY OF ORANGE

TREASURER’S REPORT OF ASSETS IN THE COUNTY TREASURY

For the Month Ended March 31, 2025

Table of Contents

I.	Memo to Board of Supervisors-Executive Summary	3
II.	County Treasury Records	5
	- <i>Assets and Investment Accounting Records Summary</i>	
	- <i>Statistics and Charts</i>	
	- <i>Fund Composition</i>	
	- <i>Top 20 Participants</i>	
	- <i>Volunteer Participants Report,</i>	
	- <i>Department of Education Fund Balances - Bond Proceeds</i>	
	- <i>Temporary Transfers to School Districts</i>	
III.	Cash Availability Projection per California Government Code Section 53646(b)(3)	14
IV.	County Treasury Statement of Accountability Summary	15
V.	Investment Compliance Summary	16
	- <i>OCTP Investment Policy (IPS) and Investment Policy (IP) Compliance Summary</i>	
	- <i>IPS Compliance Summary for Specific Investment Accounts</i>	
	- <i>Compliance Summary for the CCCD Bond Proceeds Account</i>	
	- <i>Investment Policy (IPS) and Treasury Oversight Committee (TOC) Compliance Summary</i>	
VI.	County Treasurer Investment Inventory with Market Values Report	20
	- <i>OCTP</i>	
	- <i>Non-pooled Investments</i>	
	- <i>Investments with Trustees - CEO/Public Finance</i>	
VII.	Distribution List	47




OFFICE OF THE TREASURER-TAX COLLECTOR
SHARI L. FREIDENRICH, CPA, CCMT, CPFA, ACPFIM



INTERDEPARTMENTAL COMMUNICATION

Date: April 21, 2025

To: Chair Doug Chaffee
 Vice Chair Katrina Foley
 Supervisor Janet Nguyen
 Supervisor Vicente Sarmiento
 Supervisor Donald P. Wagner

From: Shari L. Freidenrich, CPA, CCMT, CPFA, ACPFIM, Orange County Treasurer 

Subject: Treasurer's Report of Assets in the County Treasury for the Month Ended March 31, 2025

The Treasurer's Report of Assets in the County Treasury for the month ended March 31, 2025, is attached and is available online at octreasurer.gov/publicfunds. The Orange County Treasurer (Treasurer) has elected to continue providing a monthly report of cash and investments to all pool participants for the assets in the County Treasury records. This report is provided pursuant to California Government Code Section (GCS) 53646 (b)(1) where, in the case of county government, the treasurer may render a quarterly report to the chief executive officer, the internal auditor and the legislative body of the local agency.

COUNTY TREASURY ASSETS

The report provides shows the total cash and investments in the County Treasury records as of March 31, 2025. A summary page lists the Cash and Investments in the County Treasury records, including details such as cost, book value, market value, daily, monthly, and year-to-date yields, weighted average maturity and net asset value (NAV). The Board of Supervisors (Board) is the sole fiduciary for the public funds responsible for the investing and reinvesting of public funds and provides trade packets to the Treasurer to be recorded in the Treasurer's County Treasury records. The County Investment report is available online at ceo.oc.gov.com/finance-office.

All cash and investments in the County Treasury, which includes the OCTP (pooled funds), the Specific Investments and the Bond Proceeds Account are provided in the records at cost, book value and market value. All cash and investments recorded in the records of the County Treasurer are at or exceed a market Net Asset Value of 1.00 except one Specific Investment Account (Fountain Valley School District) and the Bond Proceeds Account (CCCD Series 2017E Bonds), both of which continue to be valued below book values based on the Treasurer's records. Each of these accounts has sufficient liquidity to meet their projected cash flow needs.

As reported in the February report, the Board terminated the Voluntary Pool Participant (VPP) program pursuant to CGC 53684 and as of March 31, 2025 the activity in these accounts are available in the report. In addition, on March 11, 2025, the Board adopted a resolution rescinding Resolution No. 95-946, that dissolved the Treasury Oversight Committee and established an Investment Oversight Committee (IOC). They adopted a resolution rescinding Resolution Nos. 16-014 and 20-087 that made changes to the Audit Oversight Committee and expanded their duties, including sitting as members of the IOC. There are a number of significant changes between the requirements of the dissolved TOC and the newly formed IOC (Item #25 General Administration).

FINANCIAL MARKET OVERVIEW:

The U.S. economy continued to experience employment gains and inflation remains above the Federal Open Market Committee's (FOMC) target of 2%. Job gains were 228,000 in March after increasing 117,000 (revised down) in February, while February's headline inflation increased to 2.8% year over year, lower than January's 3.0%. Gross Domestic Product (third estimate) increased to 2.4% (survey: +2.3%) in the fourth quarter compared to the third quarter's rise of 3.1%. The Unemployment Rate increased to 4.2% (survey: 4.1%) in March from 4.1% in February. The Empire State Manufacturing Index decreased to -20.0 (survey: -1.9) from the prior month's 5.7, while the Philadelphia Fed Index decreased to 12.5 (survey: 9.0) from 18.1 in February. The Fed uses these indexes as regional economic gauges with a positive reading signaling economic expansion. On March 19, 2025, the FOMC held interest rates steady at a range of 4.25% to 4.50%.

INVESTMENT INTEREST YIELDS AND FORECAST

The current OCTP gross and net yields for Fiscal Year 2024-2025 calculated from County Treasury records are 4.31% and 4.28%. The daily gross yield for OCTP as of March 31, 2025, is 4.17%. The County Investment Manager informed the Treasurer that the OCTP forecast for the gross and net yield for fiscal year 2024-2025 has been lowered from 4.00% and 3.96%, respectively, to 3.75% and 3.72% respectively. The current month's investment administrative fee remains at 1.0 basis point.

APPORTIONMENT OF COMMINGLED POOL INTEREST EARNINGS

Monthly, the County Treasurer calculates the accrued interest earnings. As of the first business day of the following month accrued, but unpaid, interest earnings are added to eligible pool participants' average balances in determining a participant's relative share of the pool's monthly earnings. The actual cash apportionments for January 2025, February 2025, and March 2025 interest apportionments are expected to be paid in April 2025, May 2025, and June 2025 respectively.

TEMPORARY TRANSFERS

The County Treasurer, as required by Constitution Article XVI, Section 6, and per the Board of Supervisor's Resolution 24-011, is authorized to make temporary transfers to school districts to address their short-term cash flow needs. The loans are secured by tax receipts to be received by the County Treasurer, as the banker for the school districts. There were no temporary transfers outstanding as of March 31, 2025.

COUNTY TREASURY REPORTS AND COMPLIANCE UPDATE

The Statement of Assets on a full accrual basis of accounting (consistent with change to 6-30-23 audit) audit submitted to external auditor and is in process. The Quarterly Review of the Statement of Assets engagement letter was revised on February 27, 2025 to reflect the modified accrual basis of accounting and the 9-30-23, 12-31-23 and 3-31-24 Statements of Assets have been submitted to Auditor-Controller and are in process. The Annual Compliance audit as of 6-30-24 is also in process by the external auditor.

During March, the Orange County Treasury Pool (OCTP), Specific Investment Accounts and the CCCD Bond Proceeds Account were free of investment trade noncompliance incidents as compared to the IPS reviewed by the Treasury Oversight Committee and the IP approved by the Board on February 11, 2025.

CERTIFICATION OF COUNTY TREASURY RECORDS

I certify that this report includes the OCTP, the Specific Investment Accounts and the Bond Proceeds Account as of March 31, 2025 in the Treasurer's records of the County Treasury. As required by GCS 53646(b)(3), the OCTP maturities provides adequate liquidity to meet the next six months of projected cash flow requirements. I am available if you have any questions on the Treasurer's Report of Assets in the County Treasury Report at (714) 714-615-1421.

Enclosures

cc: Distribution List

ORANGE COUNTY TREASURER-TAX COLLECTOR
COUNTY TREASURY ASSETS AND INVESTMENT ACCOUNTING RECORDS SUMMARY
ORANGE COUNTY TREASURY POOL (OCTP), SPECIFIC INVESTMENT AND BOND PROCEEDS ACCOUNTS
FOR THE MONTH AND QUARTER ENDED MARCH 31, 2025

OCTP INVESTMENT STATISTICS

DESCRIPTION	CURRENT BALANCES	Duration	Daily Yield as of 03/31/2025	MONTHLY Gross Yield	QUARTERLY Gross Yield	Current NAV
Orange County Treasury Pool (OCTP)	Market Value ⁽²⁾ \$	15,261,766,579	0.72	4.165%	4.120%	4.230%
	Cost (Capital) \$	15,123,158,761				
	Monthly Avg Balance \$	14,965,453,297				
	QUARTERLY AVG Balance \$	15,218,671,620				
	Book Value \$	15,236,437,367				
						1.0017

SPECIFIC INVESTMENT ACCOUNTS STATISTICS ⁽¹⁾

DESCRIPTION	CURRENT BALANCE	Fund	MONTHLY Gross Yield	QUARTERLY Gross Yield	MARKET Value ⁽²⁾	Book Value	Current NAV	
Pension Prepayment-CEO (PP-CEO)	Market Value ⁽²⁾ \$	552,376,682	PP-CEO	5.109%	5.109%	518,773,645	518,039,695	1.0014
Fountain Valley School District Fund 40 (FVSD)	Cost (Capital) \$	532,112,816	FVSD	3.128%	3.164%	33,603,037	33,700,313	0.9971
	Monthly Avg Balance \$	532,112,816						
	QUARTERLY AVG Balance \$	532,206,125						
	Book Value \$	551,740,008						

BOND PROCEEDS ACCOUNT STATISTICS ⁽¹⁾

DESCRIPTION	CURRENT BALANCE	Fund	MONTHLY Gross Yield	QUARTERLY Gross Yield	MARKET Value ⁽²⁾	Book Value	Current NAV	
CCCD Series 2017E Bonds (CCCD)	Market Value ⁽²⁾ \$	23,583,961	CCCD	3.095%	3.155%	23,583,961	24,621,188	0.9579
	Cost (Capital) \$	25,689,559						
	Monthly Avg Balance \$	25,657,063						
	QUARTERLY AVG Balance \$	25,550,802						
	Book Value \$	24,621,188						

OCIF TOTALS

INVESTMENTS & CASH		YEAR-TO-DATE EARNINGS	
OCTP Investments at Cost	\$ 15,123,158,761	OCTP	\$ 480,572,167
OCTP Cash	88,748,084	OCIP	215,938,507
		OCEIP	264,633,660
Specific Investment Accounts at Cost	532,112,816	Specific Investment Accounts	19,875,091
Bond Proceeds Account at Cost	25,689,559	Bond Proceeds Account	602,364
Total Assets in the County Treasury	\$ 15,769,709,220	Total OCIF Year-To-Date Earnings	\$ 501,049,622

(1) The market values of FVSD and CCCD continue to stay below book values. The FVSD and CCCD have sufficient liquidity to meet projected cash flow needs.

(2) Market values provided by Northern Trust and exclude accrued interest.

ORANGE COUNTY TREASURER-TAX COLLECTOR
SUMMARY OF INVESTMENT ACCOUNTING DATA ORANGE COUNTY
ORANGE COUNTY TREASURY POOL INVESTMENT TRENDS

	MARCH 2025	FEBRUARY 2025	INCREASE (DECREASE)	NET CHANGE %	MARCH 2024	INCREASE (DECREASE)	NET CHANGE %
End Of Month Market Value ¹	\$ 15,261,766,579	\$ 15,165,485,625	\$ 96,280,954	0.63%	\$ 15,125,809,069	135,957,510	0.90%
End Of Month Book Value	\$ 15,236,437,367	\$ 15,148,278,623	\$ 88,158,744	0.58%	\$ 15,209,963,224	26,474,143	0.17%
Monthly Average Balance	\$ 14,965,453,297	\$ 15,120,947,276	\$ (155,493,979)	-1.03%	\$ 14,963,608,044	1,845,253	0.01%
Year-To-Date Average Balance	\$ 14,679,857,526	\$ 14,644,158,055	\$ 35,699,471	0.24%	\$ 14,579,375,678	100,481,848	0.69%
Monthly Accrued Earnings	\$ 52,981,090	\$ 51,193,613	\$ 1,787,477	3.49%	\$ 55,529,329	(2,548,239)	-4.59%
Monthly Net Yield	4.110%	4.360%	-0.250%	-5.73%	4.300%	-0.190%	-4.42%
Year-To-Date Net Yield	4.276%	4.297%	-0.021%	-0.49%	4.161%	0.115%	2.76%
Annual Estimated Gross Yield ²	4.000%	4.000%	0.000%	0.00%	4.280%	-0.280%	-6.54%
Weighted Average Maturity (WAM) ³	281	272	9	3.31%	361	(80)	-22.16%

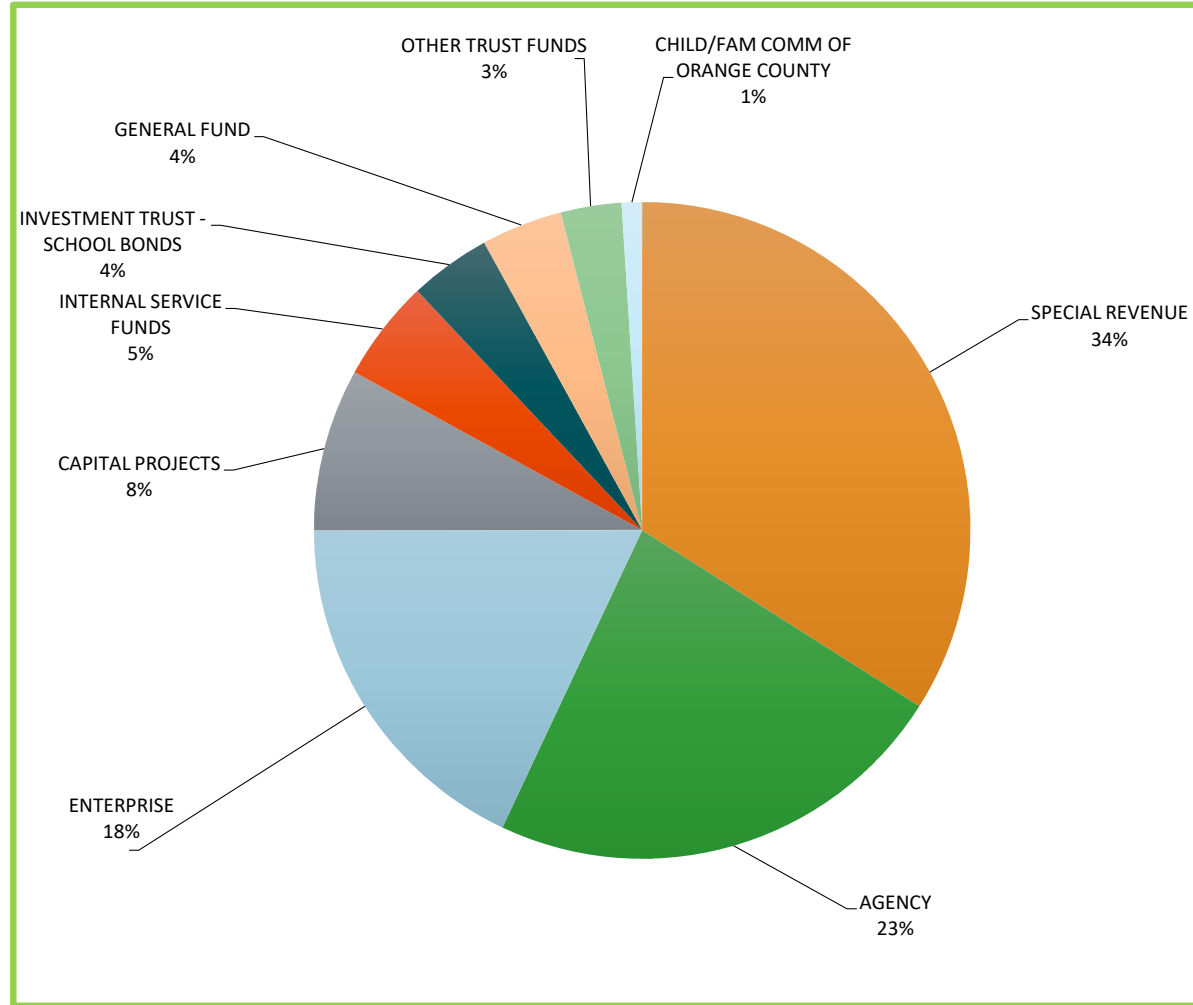
¹ Market values provided by Northern Trust and exclude accrued interest.

² The Annual Estimated Gross Yield for March 2024 is reported at the actual annual gross yields for FY 23-24.

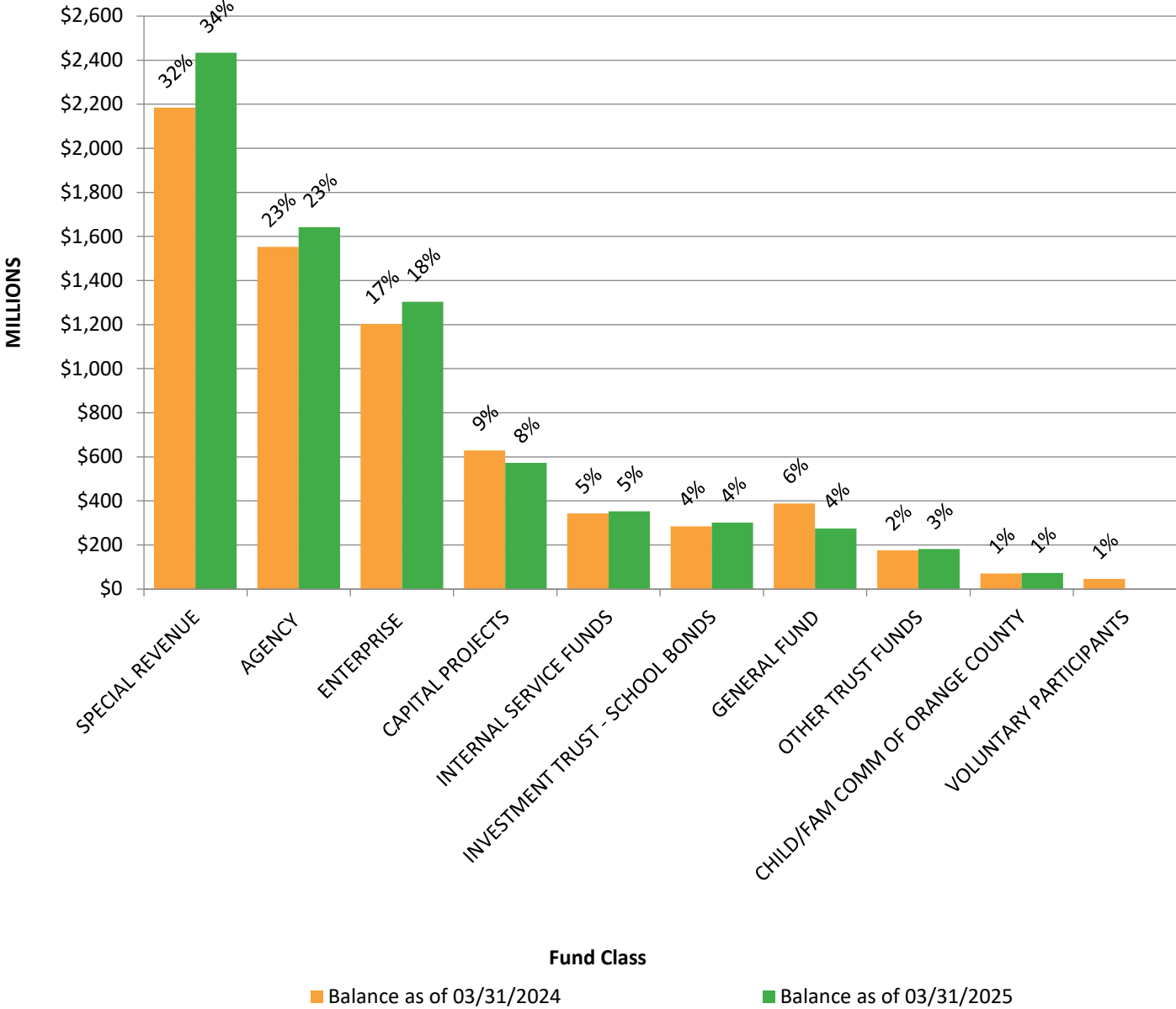
³ The OCTP WAM is lower than the prior year due to higher Money Market Mutual Fund balances.

**ORANGE COUNTY INVESTMENT POOL
COMPOSITION BY ACCOUNTING FUND
AS OF MARCH 31, 2025**

ACCOUNTING FUND	BALANCE
SPECIAL REVENUE	2,433,296,324
AGENCY	1,641,832,940
ENTERPRISE	1,303,532,870
CAPITAL PROJECTS	572,638,235
INTERNAL SERVICE FUNDS	352,775,108
INVESTMENT TRUST - SCHOOL BONDS	301,272,245
GENERAL FUND	274,829,832
OTHER TRUST FUNDS	181,489,550
CHILD/FAM COMM OF ORANGE COUNTY	73,207,093
TOTAL	<u>7,134,874,197</u>

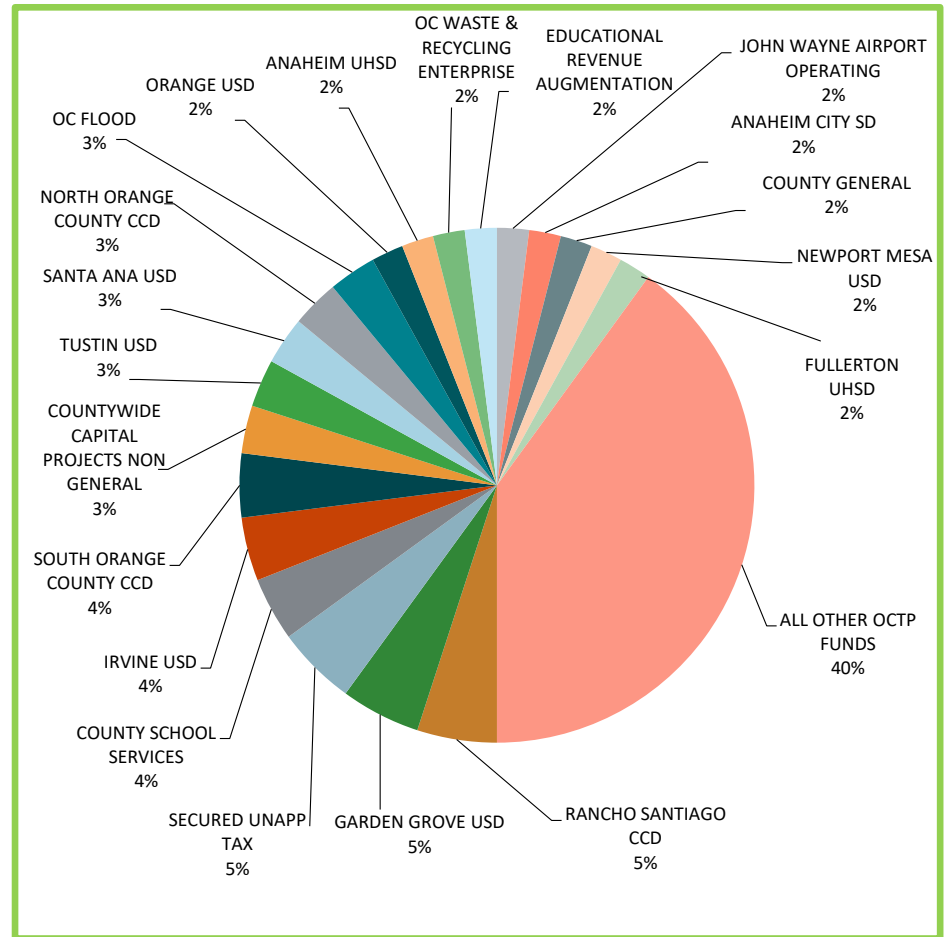


**ORANGE COUNTY INVESTMENT POOL
COMPOSITION BY ACCOUNTING FUND
AS OF MARCH 31, 2025**



**ORANGE COUNTY TREASURY POOL
TOP 20 POOL PARTICIPANTS - ACCOUNTING FUND NUMBERS
AS OF MARCH 31, 2025**

DISTRICT/ FUND #	NAME	BALANCE ⁽¹⁾
92	RANCHO SANTIAGO CCD	\$ 778,623,644
72	GARDEN GROVE USD	771,317,151 (1)
673	SECURED UNAPP TAX	740,820,800
94	COUNTY SCHOOL SERVICES	667,601,926
75	IRVINE USD	642,050,151 (1)
96	SOUTH ORANGE COUNTY CCD	564,541,900
15D	COUNTYWIDE CAPITAL PROJECTS NON GENERAL	496,903,791
87	TUSTIN USD	487,206,704 (1)
84	SANTA ANA USD	426,501,377 (1)
88	NORTH ORANGE COUNTY CCD	401,395,258 (1)
400	OC FLOOD	382,354,883
80	ORANGE USD	344,512,132 (1)
64	ANAHEIM UHSD	341,573,192
299	OC WASTE & RECYCLING ENTERPRISE	340,672,848
664	EDUCATIONAL REVENUE AUGMENTATION	324,997,855
280	JOHN WAYNE AIRPORT OPERATING	291,376,571
04	ANAHEIM CITY SD	285,540,377 (1)
100	COUNTY GENERAL	274,808,659
78	NEWPORT MESA USD	263,147,617 (1)
70	FULLERTON UHSD	249,831,316 (1)
	ALL OTHER OCTP FUNDS	6,136,128,693 (1)
	TOTAL	<u>\$ 15,211,906,845</u>



(1) BALANCES INCLUDE GENERAL OBLIGATION BOND PROCEEDS

Recap by Fund Balances

<u>FundNumber</u>	<u>FundName</u>	<u>BeginningBalance</u>	<u>TotalAdditions</u>	<u>TotalDeductions</u>	<u>EndingBalance</u>
9LA	SERRANO WATER DISTRICT	0.00	32,540.28	-32,540.28	0.00
9LB	COSTA MESA SANITARY DIST.	0.00	0.00	0.00	0.00
9LC	MESA WATER DISTRICT	0.00	175.24	-175.24	0.00
9LD	CITY OF VILLA PARK	0.00	18,320.61	-18,320.61	0.00
9LE	CITY OF TUSTIN	0.00	0.00	0.00	0.00
9LF	YORBA LINDA WATER DISTRICT	50.92	0.54	-51.46	0.00
9LG	ORANGE COUNT WATER DISTRICT	0.00	141,249.40	-141,249.40	0.00
9LH	MUNICIPAL WATER DIST OF O.C.	0.00	46,208.36	-46,208.36	0.00
9LJ	CITY OF SAN CLEMENTE	0.00	0.00	0.00	0.00
9LK	ORANGE COUNTY MOSQUITO AND VECTOR CONTROL DISTRICT	0.00	19,886.82	-19,886.82	0.00
9LL	SOUTH COAST WATER DISTRICT	0.00	0.00	0.00	0.00
9LM	LOCAL AGENCY FORMATION COMMISSION	0.00	3,212.56	-3,212.56	0.00
9LN	BUENA PARK LIBRARY DISTRICT	0.00	138,679.73	-138,679.73	0.00
9LP	VILLA PARK COMMUNITY SERVICES FOUNDATION	0.00	632.11	-632.11	0.00
9LQ	CITY OF LAGUNA NIGUEL	0.00	188.92	-188.92	0.00
9LR	CITY OF LAKE FOREST	0.00	0.04	-0.04	0.00
9LS	FOOTHILL/EASTERN TRANSPORTATION CORRIDOR AGENCY	0.00	43.93	-43.93	0.00
9LT	SAN JUAQUIN HILLS TRANSPORTATION CORRIDOR AGENCY	0.00	0.00	0.00	0.00
9LU	FOOTHILL/EASTERN TCA, RESTRICTED CONSTRUCTION CUST	0.00	0.00	0.00	0.00
9LV	CITY OF LAGUNA WOODS	0.00	24,106.17	-24,106.17	0.00
9LW	CITY OF MISSION VIEJO	0.00	0.00	0.00	0.00
9LX	PLACENTIA LIBRARY DISTRICT	0.00	9,156.37	-9,156.37	0.00
9LY	CITY OF HUNTINGTON BEACH	0.00	0.00	0.00	0.00
9LZ	SAN JOAQUIN HILLS TCA CUSTODY	0.00	509.45	-509.45	0.00
9MA	FOOTHILL/EASTERN TCA CUSTODY	0.00	521.31	-521.31	0.00
9MB	ORANGE COUNTY TRANSPORTATION AUTHORITY	0.00	0.00	0.00	0.00
Total Count	26	50.92	435,431.84	-435,482.76	0.00

Department of Education Bond Fund Balances
From 03/31/2024 to 03/31/2025

Fund	Description	PRIOR YEAR 03/31/2024	PRIOR MONTH 02/28/2025	CURRENT MONTH 03/31/2025	Monthly \$ Change	Year \$ Change	Yearly % Change
042127	ANAHEIM ELEMENTARY SD GO BAN QSCB EL 2010, SER 201 (1)	164.94	-	-	-	(164.94)	-100.00%
042128	ANAHEIM ESD GOB EL 2010, SERIES 2016	357,166.00	200,195.45	185,359.90	(14,835.55)	(171,806.10)	-48.10%
042130	ANAHEIM ESD GOB EL 2016, SER 2018A	2,282,167.90	1,659,893.00	1,599,599.03	(60,293.97)	(682,568.87)	-29.91%
042131	ANAHEIM ESD GOB EL 2010, SERIES 2019	18,369,638.37	13,672,227.44	13,454,497.97	(217,729.47)	(4,915,140.40)	-26.76%
042132	ANAHEIM ESD GOB EL 2010 SERIES 2022	30,480,292.06	22,157,103.75	20,242,482.71	(1,914,621.04)	(10,237,809.35)	-33.59%
042133	ANAHEIM ESD GOB EL 2016 SERIES B	86,796,022.74	84,018,887.01	83,609,472.51	(409,414.50)	(3,186,550.23)	-3.67%
082121	BUENA PARK SD GO BOND 2014, MEASURE B SERIES 2021	741,255.92	120,654.79	102,338.25	(18,316.54)	(638,917.67)	-86.19%
082122	BUENA PARK SD GOB EL 2014 SERIES 2023	12,252,168.90	9,224,781.34	8,724,349.73	(500,431.61)	(3,527,819.17)	-28.79%
122124	CENTRALIA SD GOB EL 2016, SERIES 2020B	1,369,752.05	1,422,276.01	1,427,031.72	4,755.71	57,279.67	4.18%
122126	CENTRALIA ESD GOB EL 2016 SERIES C	5,143,188.55	2,817,241.94	2,801,894.65	(15,347.29)	(2,341,293.90)	-45.52%
222121	FULLERTON ELEM BLDG FUND	834.95	868.99	871.89	2.90	36.94	4.42%
282128	HUNTINGTON BEACH CSD GOB EL 2016 SERIES 2020C	0.58	-	1.37	1.37	0.79	136.21%
302128	LA HABRA CSD GOB EL 2012, SER 2018D	13.05	13.60	13.65	0.05	0.60	4.60%
302129	LA HABRA CITY SD EL 2012, SERIES 2021E	164,953.25	21,991.54	-	(21,991.54)	(164,953.25)	-100.00%
382121	OCEAN VIEW SD GOB EL 2016, SER 2017A	162.35	169.12	0.57	(168.55)	(161.78)	-99.65%
382122	OCEAN VIEW USD GOB EL 2016 SERIES C	1,186,699.39	25,775.04	86.18	(25,688.86)	(1,186,613.21)	-99.99%
382124	OCEAN VIEW SD GOB EL 2016, SERIES 2020B	10,579.29	11,019.11	36.85	(10,982.26)	(10,542.44)	-99.65%
382126	OCEAN VIEW SD GOB EL 2016, SERIES D	20,650,155.85	501,479.59	281,012.31	(220,467.28)	(20,369,143.54)	-98.64%
602127	WESTMINSTER SD EL 2016 SERIES 2020C	8,827,316.98	-	-	-	(8,827,316.98)	-100.00%
602128	WESTMINSTER SD GOB EL 2016 SERIES D	-	-	244.81	244.81	244.81	100.00%
602129	WESTMINSTER SD GOB EL 2016 SERIES E	12,503,001.44	1,182,051.89	53,379.02	(1,128,672.87)	(12,449,622.42)	-99.57%
642127	ANAHEIM UHSA GOB EL 2014, SERIES 2019 (3)	6,122,817.50	-	-	-	(6,122,817.50)	-100.00%
662122	BREA OLINDA GOB EL 1999, SER 2003A BLDG FUND	3.10	1,002.68	1,006.03	3.35	1,002.93	32352.58%
702121	FULLERTON HIGH BLDG	6,882,810.46	9,483,160.29	9,479,266.99	(3,893.30)	2,596,456.53	37.72%
702128	FULLERTON JUHSD GOB EL 2014, SER 2019D	1,172,549.83	94.27	94.59	0.32	(1,172,455.24)	-99.99%
702129	FULLERTON JUHSD GOB EL 2014 SERIES 2020E	14,699,796.51	9,320,330.90	9,174,233.13	(146,097.77)	(5,525,563.38)	-37.59%
702130	FULLERTON JUHSD GOB EL 2024 SERIES A (2025)	-	-	119,378,200.00	119,378,200.00	119,378,200.00	100.00%
722122	GARDEN GROVE GOB 2010 ELECTION, SERIES B	0.71	-	-	-	(0.71)	-100.00%
722123	GARDEN GROVE GOB 2010 ELECTION, SERIES C	0.14	-	-	-	(0.14)	-100.00%
722126	GARDEN GROVE GOB ELECTION 2016, SERIES 2017	4.43	0.01	0.01	-	(4.42)	-99.77%
722127	GARDEN GROVE USD GOB EL 2016 SERIES 2019	419.08	0.65	0.65	-	(418.43)	-99.84%
722128	GARDEN GROVE USD EL 2016, SERIES 2021	1,103.85	5.00	5.02	0.02	(1,098.83)	-99.55%
722129	GARDEN GROVE USD GOB EL 2016 SERIES 2022	18,462,376.84	17,768,502.81	17,606,820.89	(161,681.92)	(855,555.95)	-4.63%
752121	IRVINE USD SFID#1 GOB EL 2016, SERIES 2016A	111,705,943.13	74,219,930.49	72,764,220.27	(1,455,710.22)	(38,941,722.86)	-34.86%
772128	LOS ALAMITOS USD GOB EL 2018, SERIES A	0.27	-	-	-	(0.27)	-100.00%
772129	LOS ALAMITOS USD GOB EL 2008, SERIES F	60,958.38	0.28	0.32	0.04	(60,958.06)	-99.9995%
772130	LOS ALAMITOS USD GOB EL 2008 SERIES 2020G	105,211.95	-	0.12	0.12	(105,211.83)	-99.9999%
772131	LOS ALAMITOS USD GOB EL 2018 SERIES 2020B	560.40	0.02	0.02	-	(560.38)	-99.9964%

**Department of Education Bond Fund Balances
From 03/31/2024 to 03/31/2025**

Fund	Description	PRIOR YEAR 03/31/2024	PRIOR MONTH 02/28/2025	CURRENT MONTH 03/31/2025	Monthly \$ Change	Year \$ Change	Yearly % Change
772132	LOS ALAMITOS USD GOB EL 2008 SERIES H MEASURE K	20,466.23	98.47	98.64	0.17	(20,367.59)	-99.52%
772133	LOS ALAMITOS USD GOB EL 2018 SERIES C MEASURE G	19,536,159.13	3,963,638.55	2,927,331.95	(1,036,306.60)	(16,608,827.18)	-85.02%
782126	NEWPORT-MESA USD GOB EL 2005, SER 2017	24,761,742.02	4,113,083.53	4,111,106.71	(1,976.82)	(20,650,635.31)	-83.40%
802121	ORANGE USD, GOB ELEC 2016, SERIES 2018	7,166,587.52	3,650,757.51	3,656,168.21	5,410.70	(3,510,419.31)	-48.98%
802122	ORANGE USD GOB EL 2016 SERIES 2022	72,483,619.44	40,377,172.11	38,736,324.37	(1,640,847.74)	(33,747,295.07)	-46.56%
842122	SANTA ANA USD GOB EL 2018, SERIES A	12,093.12	12,587.89	12,629.98	42.09	536.86	4.44%
842123	SANTA ANA USD EL 2018, SERIES 2021B	1,804,793.79	630,043.37	632,203.31	2,159.94	(1,172,590.48)	-64.97%
842130	SANTA ANA USD GOB 2018 EL 2022 SERIES C	71,101,095.44	48,881,876.83	48,742,665.24	(139,211.59)	(22,358,430.20)	-31.45%
872131	TUSTIN USD SFID 2012-1, GOB EL 2012, SER 2018B (2)	16,071.69	-	-	-	(16,071.69)	-100.00%
872132	TUSTIN USD GOB EL 2012 SERIES C	12,031,111.94	10,491,561.83	10,475,898.10	(15,663.73)	(1,555,213.84)	-12.93%
872133	TUSTIN USD GOB EL 2024 SERIES 2025	-	-	86,379,498.50	86,379,498.50	86,379,498.50	100.00%
882123	NOCCCD GOB EL 2014, SERIES B	45,413,066.24	10,534,873.17	4,922,390.72	(5,612,482.45)	(40,490,675.52)	-89.16%
882124	NOCCCD GOB EL 2014 SERIES C	156,949,838.50	163,353,938.09	163,900,150.31	546,212.22	6,950,311.81	4.43%
902125	COAST CCD, TECH ENDOW, GOB EL 2012, SER 2013B BLDG	280,875.23	2,082,017.91	1,630,009.58	(452,008.33)	1,349,134.35	480.33%
902126	COAST CCD GOB ELECTION 2012, SERIES 2016C	2,591,110.46	4,984,732.65	5,001,400.27	16,667.62	2,410,289.81	93.02%
902129	COAST CCD GOB EL 2012, SERIES 2019F	39,989,367.82	23,010,333.88	22,364,458.07	(645,875.81)	(17,624,909.75)	-44.07%
992121	LOWELL JSD GOB EL 2018 SERIES 2019	218,446.66	916.11	919.15	3.04	(217,527.51)	-99.58%
Grand Total		814,726,536.37	563,917,288.91	754,379,774.27	190,462,485.36	(60,346,762.10)	-7.41%

- (1) GOB(s) closed in July 2024
- (2) GOB(s) closed in November 2024
- (3) GOB(s) closed in March 2025

**Orange County Treasurer-Tax Collector
Temporary Transfers to School Districts**
Fiscal Years 2011/2012 through 2024/2025**

<u>Temporary Transfer-from OCEIP</u>	<u>Transfer Date</u>	<u>Maturity</u>	<u>Int Rate*</u>		<u>Original Amount</u>	<u>Principal Paydown</u>	<u>Principal Outstanding</u>
Anaheim Union High	4/30/2012	10/31/2012	0.560%	\$	55,000,000	\$ 55,000,000	-
Anaheim Union High	10/10/2012	1/31/2013	0.440%		15,000,000	15,000,000	-
Anaheim Union High	2/28/2013	8/31/2013	0.380%		47,000,000	47,000,000	-
Anaheim Union High	4/28/2014	7/31/2014	0.470%		26,000,000	26,000,000	-
Anaheim Union High	10/23/2015	12/31/2015	0.760%		17,000,000	17,000,000	-
Anaheim Union High	8/23/2016	12/31/2016	0.780%		15,000,000	15,000,000	-
Anaheim City	4/29/2013	8/31/2013	0.380%		14,700,000	14,700,000	-
Anaheim City	9/9/2013	12/31/2013	0.340%		12,000,000	12,000,000	-
Anaheim City	4/28/2014	7/31/2014	0.470%		12,000,000	12,000,000	-
Anaheim City	8/1/2014	12/31/2014	0.460%		12,000,000	12,000,000	-
Anaheim City	8/3/2015	12/31/2015	0.760%		10,000,000	10,000,000	-
Brea Olinda	4/30/2012	10/31/2012	0.560%		3,000,000	3,000,000	-
Capistrano Unified	4/29/2013	7/31/2013	0.360%		15,000,000	15,000,000	-
Capistrano Unified	8/9/2013	12/31/2013	0.340%		55,000,000	55,000,000	-
Capistrano Unified	10/1/2014	12/31/2014	0.460%		25,000,000	25,000,000	-
Capistrano Unified	10/9/2015	4/30/2016	0.800%		40,000,000	40,000,000	-
Capistrano Unified	8/8/2016	1/31/2017	0.780%		60,000,000	60,000,000	-
Capistrano Unified	10/10/2017	1/31/2018	1.340%		60,000,000	60,000,000	-
Capistrano Unified	9/28/2018	1/31/2019	2.238%		40,000,000	40,000,000	-
Capistrano Unified	9/27/2019	1/31/2020	2.130%		40,000,000	40,000,000	-
Capistrano Unified	9/24/2020	1/29/2021	0.926%		40,000,000	40,000,000	-
Capistrano Unified	10/7/2021	1/31/2022	0.571%		25,000,000	25,000,000	-
Capistrano Unified	10/5/2022	1/31/2023	3.042%		25,000,000	25,000,000	-
Capistrano Unified	10/11/2024	1/31/2025	4.301%		25,000,000	25,000,000	-
Fullerton Joint Union High	4/30/2012	10/31/2012	0.560%		15,000,000	15,000,000	-
Fullerton Joint Union High	4/29/2013	8/31/2013	0.380%		15,000,000	15,000,000	-
La Habra City	4/30/2012	10/31/2012	0.560%		4,000,000	4,000,000	-
La Habra City	4/10/2013	8/31/2013	0.380%		4,000,000	4,000,000	-
La Habra City	4/28/2014	7/31/2014	0.470%		2,000,000	2,000,000	-
La Habra City	3/15/2021	10/31/2021	0.680%		10,000,000	10,000,000	-
Ocean View	4/29/2013	8/31/2013	0.380%		3,000,000	3,000,000	-
Placentia Yorba-Linda	10/10/2012	1/31/2013	0.440%		20,000,000	20,000,000	-
Placentia Yorba-Linda	2/28/2013	8/31/2013	0.380%		40,000,000	40,000,000	-
Santa Ana Unified	4/30/2012	10/31/2012	0.560%		70,000,000	70,000,000	-
Santa Ana Unified	4/15/2013	8/31/2013	0.380%		45,000,000	45,000,000	-
Santa Ana Unified	4/28/2014	7/31/2014	0.470%		35,000,000	35,000,000	-
Savanna School District	11/2/2015	1/6/2016	0.760%		1,000,000	1,000,000	-
Total Temporary Transfers				\$	952,700,000	\$ 952,700,000	-

* Int Rate is the Educational Investment Pool monthly apportionment gross yield for the last active month plus 10 basis points.

** Temporary Transfers are authorized by California Constitution Article XVI Section 6, and OC Board of Supervisors Resolution 24-011.

These transactions are reported in the County's books as Due to/From other Governmental Entities within the School Fund #650.

**ORANGE COUNTY TREASURER-TAX COLLECTOR
CASH AVAILABILITY PROJECTION
FOR THE SIX MONTHS ENDING SEPTEMBER 30, 2025**

The OCTP consists of funds in the County Treasury deposited by various entities required to do so by statute. The County Treasury, as required per Constitution Article XVI Section 6, and per the Board of Supervisor's Resolution 24-011, is authorized to make temporary transfers to school districts to address their short-term cash needs. The loans are secured by tax receipts to be received by the County Treasurer, as the banker for the school districts. As reported, there were no temporary transfers outstanding as of March 31, 2025.

Pursuant to Government Code Section 29808, the Auditor-Controller may direct that amounts authorized by order, requisition, or other means be transferred from the accounts or funds of any district, public corporation, or public agency into one or more clearing funds in the County Treasury. This is for the purpose of enabling warrants for such entities to be drawn against the designated clearing funds. Legal investments made by the Board of Supervisors, acting in a fiduciary capacity, are not subject to this provision except to the extent funds are transferred into clearing accounts under this section.

The Treasurer, in the projection of cash availability to disburse funds as directed by the Auditor-Controller and the Department of Education, is primarily relying on historical trends involving deposits and withdrawals and known future cash flows. No representation is made as to an individual depositor's ability to meet their anticipated expenditures with anticipated revenues.

The Cash Availability Projection for the six months ending September 30, 2025, indicates the ability of the pooled funds to meet projected cash flow requirements. However, there will usually be differences between projected and actual results because events and circumstances frequently do not occur as expected and those differences may be material.

ORANGE COUNTY TREASURY POOL FORECAST				
Month	Investment Maturities	Projected Deposits	Projected Disbursements	Cumulative Available Cash
March 2025 - Ending Cash				\$ 88,748,084
April	\$ 1,539,868,764	\$ 3,350,164,249	\$ 2,268,721,471	2,710,059,626
May	1,376,384,972	\$ 829,595,066	\$ 2,034,293,501	2,881,746,163
June	892,849,833	\$ 916,555,846	\$ 1,592,629,751	3,098,522,091
July	1,084,782,340	\$ 693,014,837	\$ 1,505,888,911	3,370,430,357
August	1,104,534,375	\$ 909,156,980	\$ 1,787,573,448	3,596,548,264
September	989,759,993	\$ 1,105,519,537	\$ 1,671,623,984	4,020,203,810

ORANGE COUNTY TREASURER-TAX COLLECTOR
COUNTY TREASURY STATEMENT OF ACCOUNTABILITY
FOR THE MONTH AND QUARTER ENDED MARCH 31, 2025

	<u>Month</u>	<u>Quarter</u>
Accountability at the Beginning of the Period:	\$ 15,627,426,113	\$ 17,112,580,310
OCTP Cash Deposits:		
County	1,213,182,315	2,857,713,323
School and Community College Districts	1,121,427,953	2,714,768,538
Total Cash Receipts	2,334,610,268	5,572,481,861
OCTP Cash Disbursements:		
County	1,122,712,440	3,579,387,247
School and Community College Districts	1,069,676,886	3,336,015,542
Total Cash Disbursements	2,192,389,326	6,915,402,789
Net Change in Cost Value of OCTP and Cash	142,220,942	(1,342,920,928)
Net Change in Specific Investment Accounts and the CCCD Bond Proceeds Account	62,165	49,838
Accountability at the End of the Period:	\$ 15,769,709,220	\$ 15,769,709,220
Assets in the County Treasury at the End of the Period (Cost):		
Pooled Investments:		
Orange County Treasury Pool		\$ 15,123,158,761
Total Pooled Investments		15,123,158,761
Specific Investment Accounts:		
Fountain Valley School District Fund 40		33,146,097
Pension Prepayment - CEO		498,966,719
Total Specific Investment Accounts		532,112,816
Bond Proceeds Account:		
CCCD Series 2017E Bonds		25,689,559
Total Bond Proceeds Account		25,689,559
OCTP Cash:		
Cash in Banks		88,548,003
Cash - Other		200,081
Total Cash		88,748,084
Total Assets in the County Treasury at the End of the Period:		\$ 15,769,709,220

ORANGE COUNTY TREASURER-TAX COLLECTOR
OCTP INVESTMENT POLICY STATEMENT (IPS) and INVESTMENT POLICY (IP) COMPLIANCE SUMMARY⁽¹⁾
March 31, 2025

Investment Type	IP Diversification Limit
U.S. Government Agency Securities	100%
U.S. Treasury Securities	100%
Municipal Debt	20%
Medium-Term Notes	20%
Banker Acceptances	40%
Commercial Paper	40%
Certificates of Deposits	20%
Local Agency Investment Fund (LAIF)	\$75MM
Repurchase Agreements	20%
Money Market Mutual Funds (MMMFs)	20%
JPA Investment Pools (JPA)	20%
Supranationals	30%

Market Value of Investments ⁽²⁾	Percent of Portfolio
\$ 10,339,222,989	67.74%
4,118,852,402	26.99%
1,424,830	0.01%
802,266,358	5.26%
\$ 15,261,766,579	100.00%

Compliance Category	IP Limitations
Percentage Limits	
Issuer Limit	5%
MMMFs, JPA, Repurchase Agreements ⁽³⁾	20%
Government Agencies Issuer	100%
Diversification Limit	See Above
Maturity/Duration Limits	
Duration ⁽⁵⁾	1.5 Years
Final Maturity	5 Years/1826 days
Rating Limits	
Short Term/Long Term	A-1/≥ AA ⁽⁴⁾
Authorized Issuer	Approved Issuer List
Authorized Broker/Dealer	Broker/Dealer List
Net Asset Value	>0.9975

Compliance (Yes/No)
Yes
Yes
Yes
Yes
Yes/ 0.72
Yes/ 1325
Yes
Yes
Yes
1.0017

- (1) Based on 2025 IP limits effective February 11, 2025 which are more restrictive than the limits in California Government Code Section 53601.
- (2) All investments are marked to market in compliance with the IP and market values are provided by Northern Trust and exclude accrued interest.
- (3) The 2025 IP requirements further limit investments in each MMMF account, JPA pool and repurchase agreement issuer to 10%.
- (4) Excludes US Government Debt per the 2025 IP.
- (5) Modified duration which does not take into consideration all embedded options such as callable bonds.

Note: Compliance exceptions, if any, are noted by red shading for the specific IP guideline.

ORANGE COUNTY TREASURER-TAX COLLECTOR
IP COMPLIANCE SUMMARY FOR SPECIFIC INVESTMENT ACCOUNTS⁽¹⁾
March 31, 2025

Investment Type ⁽²⁾	IP Diversification Limit	CEO - PP		FVSD	
		Market Value of Investments ⁽³⁾	% of Portfolio	Market Value of Investments ⁽³⁾	% of Portfolio
U.S. Government Agency Securities	100%	-	0.00%	\$ 6,865,506	20.43%
U.S. Treasury Securities	100%	\$ 518,773,645	100.00%	26,737,531	79.57%
		\$ 518,773,645	100.00%	\$ 33,603,037	100.00%

Compliance Category	IP Limitations ⁽⁴⁾	Compliance (Yes, No)	Compliance (Yes, No)
Final Maturity Limits	<i>Limit in Days/Actual</i>	Yes, 378 / 91	Yes, 1826 / 1233
Authorized Issuer	<i>Approved Issuer List</i>	Yes	Yes
Authorized Broker/Dealer	<i>Auth. Broker/Dealer List</i>	Yes	Yes
Authorized Traders	<i>Internal Requirement</i>	Yes	Yes

(1) Based on 2025 IP limits effective February 11, 2025.

(2) Local Agency Agreements limit Investment options.

(3) All investments are marked to market in compliance with the 2025 IP and market values are provided by Northern Trust and exclude accrued interest.

(4) Only includes IP restrictions/limits that apply based on Agreement Restriction.

Note: Compliance exceptions, if any, are noted by red shading for the specific limit.

**ORANGE COUNTY TREASURER-TAX COLLECTOR
COMPLIANCE SUMMARY FOR THE CCCD BOND PROCEEDS ACCOUNT⁽¹⁾
March 31, 2025**

Investment Type	Diversification Limit
U.S. Government Agency Securities	100%
U.S. Treasury Securities	100%
Money Market Mutual Funds (MMMFs) ⁽³⁾	20%

CCCD		
	Market Value of Investments ⁽²⁾	% of Portfolio
\$	15,422,232	65.39%
	6,983,715	29.62%
	1,178,014	4.99%
\$	23,583,961	100.00%

Compliance Category	Limitations
Final Maturity Limits	<i>Limit in Days/Actual</i>
MMMF Rating Minimum	<i>AAAmmf/Aaa-mf/AAAm</i>
MMMF Rating Limits	<i>One NRSRO</i>
MMMF Limit ⁽³⁾	10%
Authorized Issuer	<i>Approved Issuer List</i>
Authorized Broker/Dealer	<i>Auth. Broker/Dealer List</i>

Compliance (Yes, No)
Yes, 6940 / 3973
Yes
Yes
Yes
Yes
Yes

- (1) CCCD compliance is governed by a bond indenture and separate resolution/agreement.
- (2) Market values are provided by Northern Trust and exclude accrued interest.
- (3) Limit is for the total Agency funds per CA Code 53601(L)(5).

Note: Compliance exceptions, if any, are noted by red shading for the specific IP guideline.

**ORANGE COUNTY TREASURER-TAX COLLECTOR
INVESTMENT POLICY (IP) AND TREASURY OVERSIGHT COMMITTEE (TOC) COMPLIANCE SUMMARY⁽¹⁾
March 31, 2025**

COMPLIANCE CATEGORY	RESPONSIBLE PARTY	REGULATORY/POLICY GUIDELINES	CURRENT STATUS
Annual Compliance Audit of County Treasurer's Compliance with CGC Article 6	TOC	Performance Evaluation-Cal Govt. Code 27134	June 30, 2024 in progress. For 2025, TOC dissolved so Article 6 is no longer operational. Board resolution approved as of 3-11-25 adding Investment Oversight Committee includes a required annual compliance audit.
Quarterly Compliance Monitoring of County Treasury	TOC	TOC Directive	September 30, 2024 and December 31, 2024 in progress. Board dissolved TOC so no longer a TOC requirement.
Annual Schedule of Assets Audit of County Treasury	AC	Performance Evaluation-Cal Govt. Code 26920(b)	June 30, 2024 in progress.
Quarterly Schedule of Assets Review of County Treasury	AC	Performance Evaluation-Cal Govt. Code 26920(a)	September 30, 2023 (reissue), December 31, 2023 and March 31, 2024 in progress. Engagement Letter received February 27, 2025.
Investment Administrative Fee Recalculation of Estimate to Actual	TTC	Compensation Agreement-Cal Govt. Code 27013 and IPS Section XVI.	FY 23/24 refunds totaling approximately \$1.1 million completed January 29, 2025.
Annual Broker/Dealer/Financial Institutions Review	TTC	Authorized Financial Dealers and Qualified Institutions	Calendar year 2024 in progress.
Annual Broker/Dealer IPS Acknowledgement of Receipt	BOS	Authorized Financial Dealers and Qualified Institutions, IPS XI	2025 IPS acknowledgements in progress.
IP Compliance Findings	TTC	Investment/Diversification/Maturity Restrictions	FY 24/25 identified zero investment trade compliance incidents as of March 31, 2025 from IPS (TOC approved) and IP (Board approved).
TOC Bylaw Changes	BOS	TOC Review and BOS Annual Approval	On March 11, 2025, the Board adopted a resolution rescinding Resolution No. 95-946, dissolving the Treasury Oversight Committee, and passed a resolution establishing an Investment Oversight Committee with no ByLaw requirements at this time. Members of Audit Oversight Committee directed by Board to sit as members of Investment Oversight Committee (7) and added to the IOC, the Superintendent of Schools for a total of 8 voting and 3 ex-officio members.
Annual IPS Approval	BOS	Orange County Investment Policy	Board of Supervisors approved the County of Orange California Investment Policy (IP) submitted by County Counsel on February 11, 2025.
TOC Annual Report	BOS	TOC Bylaws Rule 34 - Oral and Written Report	2024 TOC report reviewed at TOC meeting on January 29 and County Counsel letter in January to TOC indicated that TOC should wrap up all items relating to verbal and written annual report. Status pending.
Broker/Financial Institution List	TTC	OC Gift Ban Ordinance	The TOC members were provided a list of active TTC Broker/Dealers and Financial Institutions at the TOC meeting on October 30, 2024.
TOC Certificates of Compliance	TTC	TOC Bylaws Rule 40 - Annual	The TOC members were in compliance for calendar year 2025. TOC dissolved on March 11, 2025. No requirement for Certificates of Compliance for IOC members in Board resolution on March 11, 2025.
TOC Ethics Training	TTC	TOC Bylaws Rule 40 - Every Two Years	TOC members were in compliance for 2024. Investment Oversight Committee members assuming office form due 30 days after appointment on April 11, 2025.
TOC Conflict of Interest Form 700 Filing	TTC	TOC Bylaws Rule 40 / IPS - Every Year	Review of leaving office filings in process since TOC dissolved on March 11, 2025.

LEGEND	
Auditor-Controller	AC
Board of Supervisors	BOS
Treasury Oversight Committee	TOC
Office of Treasurer-Tax Collector	TTC
Investment Oversight Committee	IOC

(1) On March 11, 2025 the Board of Supervisors adopted a resolution dissolving the Treasury Oversight Committee and establishing the Investment Oversight Committee. This report shows the status of TOC compliance items as of March 11, 2025

ORANGE COUNTY TREASURER-TAX COLLECTOR

Investment Inventory with Market Value by Entity & Instrument

Run Date: 08-Apr-2025 08:52:25 AM
 Print Date: 08-Apr-2025
 As at date: 08-Apr-2025

As of 31-Mar-2025

* Market values provided by Northern Trust and exclude accrued interest

71166

Deal No.	Settle Date	Maturity Date	CUSIP	S&P	Moodys	Fitch	Face Value	Coupon	Purchase Yield	Capital	Capital Accrual	Interest Accrual	Book Value	Market Value *	Unrealized Gain/(Loss)
Issuer / Broker															
UNITED STATES DOLLAR															
<u>Extended Fund</u>															
FUNDS															
NORTHERN TRUST OCTP SWEEP															
							0.00			0.00			0.00	0.00	0.00
LAIF - EXTENDED FUND															
		04/01/2025					1,424,829.94		4.3130	1,424,829.94			1,424,829.94	1,424,829.94	0.00
OC Treasurer Extended Fund															
		04/01/2025					6,281,834.16		4.2710	6,281,834.16			6,281,834.16	6,281,834.16	0.00
OC Treasurer X FUND MMF															
		04/01/2025					795,984,524.19		4.2898	795,984,524.19			795,984,524.19	795,984,524.19	0.00
Subtotal for FUNDS:							803,691,188.29		4.2897	803,691,188.29			803,691,188.29	803,691,188.29	0.00
GOVERNMENT AGENCY															
AGENCY DISCOUNT NOTES															
FHLB DISC CORP / CASTLE OAK SECURITIES															
1292666	10/23/24	04/17/2025	313385EL6	A-1+	P-1	NR	50,000,000.00		4.4341	48,939,111.11	964,444.45	0.00	49,903,555.56	49,900,361.00	(3,194.56)
FHLB DISC CORP / CASTLE OAK SECURITIES															
1292667	10/23/24	04/17/2025	313385EL6	A-1+	P-1	NR	50,000,000.00		4.4341	48,939,111.11	964,444.45	0.00	49,903,555.56	49,900,361.00	(3,194.56)
FHLB DISC CORP / FTN FINANCIAL															
1294753	11/7/24	04/17/2025	313385EL6	A-1+	P-1	NR	50,000,000.00		4.3895	49,037,354.17	866,979.16	0.00	49,904,333.33	49,900,361.00	(3,972.33)
FHLB DISC CORP / FTN FINANCIAL															
1294754	11/7/24	04/17/2025	313385EL6	A-1+	P-1	NR	50,000,000.00		4.3895	49,037,354.17	866,979.16	0.00	49,904,333.33	49,900,361.00	(3,972.33)
FHLB DISC CORP / GREAT PACIFIC SECURITIES															
1295165	11/12/24	04/17/2025	313385EL6	A-1+	P-1	NR	50,000,000.00		4.3920	49,066,166.67	838,055.55	0.00	49,904,222.22	49,900,361.00	(3,861.22)
FHLB DISC CORP / GREAT PACIFIC SECURITIES															
1295166	11/12/24	04/17/2025	313385EL6	A-1+	P-1	NR	50,000,000.00		4.3920	49,066,166.67	838,055.55	0.00	49,904,222.22	49,900,361.00	(3,861.22)
FHLB DISC CORP / UBS FINANCIAL SERVICES															
1297150	11/26/24	04/17/2025	313385EL6	A-1+	P-1	NR	50,000,000.00		4.4156	49,144,055.56	759,500.00	0.00	49,903,555.56	49,900,361.00	(3,194.56)
FHLB DISC CORP / UBS FINANCIAL SERVICES															
1297154	11/26/24	04/17/2025	313385EL6	A-1+	P-1	NR	50,000,000.00		4.4156	49,144,055.56	759,500.00	0.00	49,903,555.56	49,900,361.00	(3,194.56)
FHLB DISC CORP / UBS FINANCIAL SERVICES															
1297155	11/26/24	04/17/2025	313385EL6	A-1+	P-1	NR	50,000,000.00		4.4156	49,144,055.56	759,500.00	0.00	49,903,555.56	49,900,361.00	(3,194.56)
FHLB DISC CORP / RBC															
1297396	11/27/24	04/17/2025	313385EL6	A-1+	P-1	NR	50,000,000.00		4.4202	49,149,104.16	754,340.28	0.00	49,903,444.44	49,900,361.00	(3,083.44)
FHLB DISC CORP / RBC															
1297398	11/27/24	04/17/2025	313385EL6	A-1+	P-1	NR	50,000,000.00		4.4202	49,149,104.17	754,340.27	0.00	49,903,444.44	49,900,361.00	(3,083.44)
FHLB DISC CORP / DAIWA CAPITAL MARKETS															

ORANGE COUNTY TREASURER-TAX COLLECTOR

Investment Inventory with Market Value by Entity & Instrument

Run Date: 08-Apr-2025 08:52:25 AM
 Print Date: 08-Apr-2025
 As at date: 08-Apr-2025

As of 31-Mar-2025

* Market values provided by Northern Trust and exclude accrued interest

71166

Deal No.	Settle Date	Maturity Date	CUSIP	S&P	Moody's	Fitch	Face Value	Coupon	Purchase Yield	Capital	Capital Accrual	Interest Accrual	Book Value	Market Value *	Unrealized Gain/(Loss)
Issuer / Broker															
UNITED STATES DOLLAR															
<u>Extended Fund</u>															
GOVERNMENT AGENCY															
AGENCY DISCOUNT NOTES															
1297393	11/27/24	04/30/2025	313385E25	A-1+	P-1	NR	50,000,000.00		4.4013	49,076,000.00	750,000.00	0.00	49,826,000.00	49,824,166.50	(1,833.50)
FHLB DISC CORP / DAIWA CAPITAL MARKETS															
1297394	11/27/24	04/30/2025	313385E25	A-1+	P-1	NR	50,000,000.00		4.4013	49,076,000.00	750,000.00	0.00	49,826,000.00	49,824,166.50	(1,833.50)
FHLB DISC CORP / DAIWA CAPITAL MARKETS															
1297395	11/27/24	04/30/2025	313385E25	A-1+	P-1	NR	50,000,000.00		4.4013	49,076,000.00	750,000.00	0.00	49,826,000.00	49,824,166.50	(1,833.50)
FED FARM CR BK / BARCLAYS CAPITAL															
1303333	1/14/25	05/08/2025	313313FH6	A-1+	P-1	F1+	50,000,000.00		4.2463	49,336,583.33	448,097.22	0.00	49,784,680.55	49,780,972.00	(3,708.55)
FHLB DISC CORP / BANK OF AMERICA															
1305009	1/27/25	05/08/2025	313385FH4	A-1+	P-1	NR	50,000,000.00		4.2398	49,412,236.10	372,444.45	0.00	49,784,680.55	49,780,972.00	(3,708.55)
FHLB DISC CORP / Mizuho Securities USA Inc															
1303953	1/17/25	05/09/2025	313385FJ0	A-1+	P-1	NR	50,000,000.00		4.2351	49,349,777.78	429,611.11	0.00	49,779,388.89	49,775,208.50	(4,180.39)
FHLB DISC CORP / JEFFERIES & COMPANY															
1305451	1/29/25	05/09/2025	313385FJ0	A-1+	P-1	NR	50,000,000.00		4.2342	49,418,750.00	360,375.00	0.00	49,779,125.00	49,775,208.50	(3,916.50)
FHLB DISC CORP / CITIGROUP GLOBAL MARKETS															
1298063	12/4/24	05/27/2025	313385GC4	A-1+	P-1	NR	50,000,000.00		4.3235	48,976,541.67	694,069.44	0.00	49,670,611.11	49,671,458.50	847.39
FHLB DISC CORP / UBS FINANCIAL SERVICES															
1302986	1/10/25	05/29/2025	313385GE0	A-1+	P-1	NR	50,000,000.00		4.2227	49,197,854.17	467,437.50	0.00	49,665,291.67	49,659,930.50	(5,361.17)
FHLB DISC CORP / GREAT PACIFIC SECURITIES															
1303138	1/13/25	05/29/2025	313385GE0	A-1+	P-1	NR	50,000,000.00		4.2471	49,210,444.44	452,833.34	0.00	49,663,277.78	49,659,930.50	(3,347.28)
FHLB DISC CORP / BANK OF AMERICA															
1303336	1/14/25	05/29/2025	313385GE0	A-1+	P-1	NR	50,000,000.00		4.2466	49,216,250.00	447,027.78	0.00	49,663,277.78	49,659,930.50	(3,347.28)
FHLB DISC CORP / RBC															
1290908	10/10/24	05/30/2025	313385GF7	A-1+	P-1	NR	50,000,000.00		4.3063	48,649,888.89	1,006,763.89	0.00	49,656,652.78	49,654,166.50	(2,486.28)
FHLB DISC CORP / RBC															
1290977	10/11/24	05/30/2025	313385GF7	A-1+	P-1	NR	50,000,000.00		4.3058	48,655,708.33	1,000,944.45	0.00	49,656,652.78	49,654,166.50	(2,486.28)
FHLB DISC CORP / BNY Mellon Capital Market															
1292428	10/22/24	05/30/2025	313385GF7	A-1+	P-1	NR	50,000,000.00		4.3264	48,712,083.33	942,520.84	0.00	49,654,604.17	49,654,166.50	(437.67)
FHLB DISC CORP / CITIGROUP GLOBAL MARKETS															
1298066	12/4/24	06/02/2025	313385GJ9	A-1+	P-1	NR	50,000,000.00		4.3266	48,941,250.00	694,069.44	0.00	49,635,319.44	49,634,250.00	(1,069.44)
FHLB DISC CORP / DEUTSCHE															
1298062	12/4/24	06/23/2025	313385HF6	A-1+	P-1	NR	50,000,000.00		4.3009	48,827,500.00	688,333.33	0.00	49,515,833.33	49,512,333.50	(3,499.83)
FHLB DISC CORP / BNY Mellon Capital Market															
1297812	12/3/24	06/30/2025	313385HN9	A-1+	P-1	NR	50,000,000.00		4.3417	48,770,673.61	699,951.39	0.00	49,470,625.00	49,471,694.50	1,069.50

ORANGE COUNTY TREASURER-TAX COLLECTOR

Investment Inventory with Market Value by Entity & Instrument

Run Date: 08-Apr-2025 08:52:25 AM
 Print Date: 08-Apr-2025
 As at date: 08-Apr-2025

Page 3 of 20
 User: SNong

As of 31-Mar-2025

* Market values provided by Northern Trust and exclude accrued interest

71166

Deal No.	Settle Date	Maturity Date	CUSIP	S&P	Moody's	Fitch	Face Value	Coupon	Purchase Yield	Capital	Capital Accrual	Interest Accrual	Book Value	Market Value *	Unrealized Gain/(Loss)
Issuer / Broker															
UNITED STATES DOLLAR															
<u>Extended Fund</u>															
GOVERNMENT AGENCY															
AGENCY DISCOUNT NOTES															
FHLB DISC CORP / BNY Mellon Capital Market															
1297813	12/3/24	06/30/2025	313385HN9	A-1+	P-1	NR	50,000,000.00		4.3417	48,770,673.61	699,951.39	0.00	49,470,625.00	49,471,694.50	1,069.50
FHLB DISC CORP / BNY Mellon Capital Market															
1297814	12/3/24	06/30/2025	313385HN9	A-1+	P-1	NR	50,000,000.00		4.3417	48,770,673.61	699,951.39	0.00	49,470,625.00	49,471,694.50	1,069.50
FHLB DISC CORP / DEUTSCHE															
1297816	12/3/24	07/03/2025	313385HR0	A-1+	P-1	NR	50,000,000.00		4.3381	48,754,500.00	699,125.00	0.00	49,453,625.00	49,465,375.00	11,750.00
FHLB DISC CORP / DEUTSCHE															
1298061	12/4/24	07/07/2025	313385HV1	A-1+	P-1	NR	50,000,000.00		4.2870	48,751,805.56	685,055.55	0.00	49,436,861.11	49,442,625.00	5,763.89
FHLB DISC CORP / BANK OF AMERICA															
1298067	12/4/24	07/08/2025	313385HW9	A-1+	P-1	NR	50,000,000.00		4.2875	48,746,000.00	685,055.56	0.00	49,431,055.56	49,436,937.50	5,881.94
FED FARM CR BK / BNY Mellon Capital Market															
1310004	3/4/25	07/16/2025	313313JE9	A-1+	P-1	F1+	50,000,000.00		4.2151	49,227,638.89	161,388.89	0.00	49,389,027.78	49,391,437.50	2,409.72
FHLB DISC CORP / JEFFERIES & COMPANY															
1298225	12/5/24	07/29/2025	313385JT4	A-1+	P-1	NR	50,000,000.00		4.2713	48,638,083.35	675,187.49	0.00	49,313,270.84	49,317,500.00	4,229.16
FHLB DISC CORP / JEFFERIES & COMPANY															
1298226	12/5/24	07/29/2025	313385JT4	A-1+	P-1	NR	50,000,000.00		4.2713	48,638,083.35	675,187.49	0.00	49,313,270.84	49,317,500.00	4,229.16
FHLB DISC CORP / CASTLE OAK SECURITIES															
1298064	12/4/24	08/01/2025	313385JW7	A-1+	P-1	NR	50,000,000.00		4.2787	48,613,333.33	681,777.78	0.00	49,295,111.11	49,308,125.00	13,013.89
FHLB DISC CORP / CASTLE OAK SECURITIES															
1298065	12/4/24	08/01/2025	313385JW7	A-1+	P-1	NR	50,000,000.00		4.2787	48,613,333.33	681,777.78	0.00	49,295,111.11	49,308,125.00	13,013.89
FHLB DISC CORP / JEFFERIES & COMPANY															
1298477	12/6/24	08/01/2025	313385JW7	A-1+	P-1	NR	50,000,000.00		4.2512	48,633,152.80	666,194.43	0.00	49,299,347.23	49,308,125.00	8,777.77
FHLB DISC CORP / JEFFERIES & COMPANY															
1298478	12/6/24	08/01/2025	313385JW7	A-1+	P-1	NR	50,000,000.00		4.2512	48,633,152.80	666,194.43	0.00	49,299,347.23	49,308,125.00	8,777.77
FHLB DISC CORP / TD SECURITIES															
1298473	12/6/24	08/29/2025	313385LA2	A-1+	P-1	NR	50,000,000.00		4.2281	48,485,277.78	660,555.55	0.00	49,145,833.33	49,150,625.00	4,791.67
FHLB DISC CORP / TD SECURITIES															
1298474	12/6/24	08/29/2025	313385LA2	A-1+	P-1	NR	50,000,000.00		4.2281	48,485,277.78	660,555.55	0.00	49,145,833.33	49,150,625.00	4,791.67
FHLB DISC CORP / GREAT PACIFIC SECURITIES															
1298475	12/6/24	08/29/2025	313385LA2	A-1+	P-1	NR	50,000,000.00		4.2281	48,485,277.78	660,555.55	0.00	49,145,833.33	49,150,625.00	4,791.67
FHLB DISC CORP / GREAT PACIFIC SECURITIES															
1298476	12/6/24	08/29/2025	313385LA2	A-1+	P-1	NR	50,000,000.00		4.2281	48,485,277.78	660,555.55	0.00	49,145,833.33	49,150,625.00	4,791.67
FHLB DISC CORP / JEFFERIES & COMPANY															

ORANGE COUNTY TREASURER-TAX COLLECTOR

Investment Inventory with Market Value by Entity & Instrument

Run Date: 08-Apr-2025 08:52:25 AM
 Print Date: 08-Apr-2025
 As at date: 08-Apr-2025

As of 31-Mar-2025

* Market values provided by Northern Trust and exclude accrued interest

71166

Deal No.	Settle Date	Maturity Date	CUSIP	S&P	Moody's	Fitch	Face Value	Coupon	Purchase Yield	Capital	Capital Accrual	Interest Accrual	Book Value	Market Value *	Unrealized Gain/(Loss)
Issuer / Broker															
UNITED STATES DOLLAR															
<u>Extended Fund</u>															
GOVERNMENT AGENCY															
AGENCY DISCOUNT NOTES															
1298599	12/9/24	08/29/2025	313385LA2	A-1+	P-1	NR	50,000,000.00		4.1682	48,522,451.40	634,840.27	0.00	49,157,291.67	49,150,625.00	(6,666.67)
FHLB DISC CORP / UBS FINANCIAL SERVICES															
1299094	12/11/24	08/29/2025	313385LA2	A-1+	P-1	NR	50,000,000.00		4.1937	48,524,625.00	627,458.33	0.00	49,152,083.33	49,150,625.00	(1,458.33)
FHLB DISC CORP / BANK OF AMERICA															
1299095	12/11/24	09/02/2025	313385LE4	A-1+	P-1	NR	50,000,000.00		4.1957	48,502,013.85	627,458.35	0.00	49,129,472.20	49,141,041.50	11,569.30
FHLB DISC CORP / RBC															
1298598	12/9/24	09/10/2025	313385LN4	A-1+	P-1	NR	50,000,000.00		4.1633	48,458,854.17	633,270.83	0.00	49,092,125.00	49,096,708.50	4,583.50
FHLB DISC CORP / RBC															
1299096	12/11/24	09/10/2025	313385LN4	A-1+	P-1	NR	50,000,000.00		4.1890	48,460,583.33	625,916.67	0.00	49,086,500.00	49,096,708.50	10,208.50
FHLB DISC CORP / CITIGROUP GLOBAL MARKETS															
1298597	12/9/24	09/12/2025	313385LQ7	A-1+	P-1	NR	50,000,000.00		4.1643	48,447,645.83	633,270.83	0.00	49,080,916.66	49,085,625.00	4,708.34
FHLB DISC CORP / CITIGROUP GLOBAL MARKETS															
1299097	12/11/24	09/12/2025	313385LQ7	A-1+	P-1	NR	50,000,000.00		4.1899	48,449,305.56	625,916.66	0.00	49,075,222.22	49,085,625.00	10,402.78
FHLB DISC CORP / UBS FINANCIAL SERVICES															
1299098	12/11/24	09/22/2025	313385MA1	A-1+	P-1	NR	50,000,000.00		4.1842	48,396,875.00	624,375.00	0.00	49,021,250.00	49,030,208.50	8,958.50
FHLB DISC CORP / JP MORGAN CHASE & CO															
1299287	12/12/24	09/25/2025	313385MD5	A-1+	P-1	NR	50,000,000.00		4.1424	48,401,569.45	612,638.89	0.00	49,014,208.34	49,013,583.50	(624.84)
FHLB DISC CORP / JP MORGAN CHASE & CO															
1299288	12/12/24	09/25/2025	313385MD5	A-1+	P-1	NR	50,000,000.00		4.1424	48,401,569.45	612,638.89	0.00	49,014,208.34	49,013,583.50	(624.84)
FHLB DISC CORP / CITIGROUP GLOBAL MARKETS															
1299291	12/12/24	10/06/2025	313385MQ6	A-1+	P-1	NR	50,000,000.00		4.1370	48,344,444.44	611,111.11	0.00	48,955,555.55	48,963,125.00	7,569.45
FHLB DISC CORP / BNY Mellon Capital Market															
1299289	12/12/24	10/07/2025	313385MR4	A-1+	P-1	NR	50,000,000.00		4.1375	48,338,888.89	611,111.11	0.00	48,950,000.00	48,957,639.00	7,639.00
FED FARM CR BK / DEUTSCHE															
1299686	12/16/24	10/07/2025	313313MR6	A-1+	P-1	F1+	50,000,000.00		4.1783	48,344,722.22	594,777.78	0.00	48,939,500.00	48,957,639.00	18,139.00
FHLB DISC CORP / BANK OF AMERICA															
1299290	12/12/24	10/10/2025	313385MU7	A-1+	P-1	NR	50,000,000.00		4.1389	48,322,222.20	611,111.12	0.00	48,933,333.32	48,941,180.50	7,847.18
FHLB DISC CORP / BARCLAYS CAPITAL															
1299683	12/16/24	10/10/2025	313385MU7	A-1+	P-1	NR	50,000,000.00		4.1744	48,329,958.34	594,041.66	0.00	48,924,000.00	48,941,180.50	17,180.50
FHLB DISC CORP / BARCLAYS CAPITAL															
1299684	12/16/24	10/10/2025	313385MU7	A-1+	P-1	NR	50,000,000.00		4.1744	48,329,958.33	594,041.67	0.00	48,924,000.00	48,941,180.50	17,180.50
FED FARM CR BK / BANK OF AMERICA															
1299685	12/16/24	10/14/2025	313313MY1	A-1+	P-1	F1+	50,000,000.00		4.1710	48,309,638.85	593,305.57	0.00	48,902,944.42	48,919,236.00	16,291.58

ORANGE COUNTY TREASURER-TAX COLLECTOR

Investment Inventory with Market Value by Entity & Instrument

Run Date: 08-Apr-2025 08:52:25 AM
 Print Date: 08-Apr-2025
 As at date: 08-Apr-2025

As of 31-Mar-2025

* Market values provided by Northern Trust and exclude accrued interest

71166

Deal No.	Settle Date	Maturity Date	CUSIP	S&P	Moody's	Fitch	Face Value	Coupon	Purchase Yield	Capital	Capital Accrual	Interest Accrual	Book Value	Market Value *	Unrealized Gain/(Loss)
Issuer / Broker															
UNITED STATES DOLLAR															
<u>Extended Fund</u>															
GOVERNMENT AGENCY															
AGENCY DISCOUNT NOTES															
FHLB DISC CORP / DEUTSCHE															
1299835	12/17/24	10/20/2025	313385NE2	A-1+	P-1	NR	50,000,000.00		4.1734	48,281,652.78	587,708.33	0.00	48,869,361.11	48,886,319.50	16,958.39
FHLB DISC CORP / BARCLAYS CAPITAL															
1299832	12/17/24	10/24/2025	313385NJ1	A-1+	P-1	NR	50,000,000.00		4.1754	48,259,263.89	587,708.33	0.00	48,846,972.22	48,864,375.00	17,402.78
FHLB DISC CORP / FTN FINANCIAL															
1305452	1/29/25	10/24/2025	313385NJ1	A-1+	P-1	NR	50,000,000.00		4.1600	48,498,083.34	347,458.33	0.00	48,845,541.67	48,864,375.00	18,833.33
FHLB DISC CORP / TD SECURITIES															
1311774	3/17/25	11/04/2025	313385NV4	A-1+	P-1	NR	50,000,000.00		4.0848	48,717,555.56	82,916.67	0.00	48,800,472.23	48,816,139.00	15,666.77
FED FARM CR BK / BARCLAYS CAPITAL															
1300008	12/18/24	11/07/2025	313313NY0	A-1+	P-1	F1+	50,000,000.00		4.1924	48,182,000.00	583,555.56	0.00	48,765,555.56	48,799,847.00	34,291.44
FED FARM CR BK / BARCLAYS CAPITAL															
1308270	2/20/25	11/07/2025	313313NY0	A-1+	P-1	F1+	50,000,000.00		4.2464	48,512,222.22	228,888.89	0.00	48,741,111.11	48,799,847.00	58,735.89
FED FARM CR BK / DAIWA CAPITAL MARKETS															
1308749	2/24/25	11/07/2025	313313NY0	A-1+	P-1	F1+	50,000,000.00		4.2337	48,538,666.67	205,500.00	0.00	48,744,166.67	48,799,847.00	55,680.33
FHLB DISC CORP / CITIGROUP GLOBAL MARKETS															
1307707	2/14/25	11/10/2025	313385PB6	A-1+	P-1	NR	50,000,000.00		4.2562	48,458,854.17	263,541.67	0.00	48,722,395.84	48,783,555.50	61,159.66
FED FARM CR BK / UBS FINANCIAL SERVICES															
1308748	2/24/25	11/10/2025	313313PB8	A-1+	P-1	F1+	50,000,000.00		4.2352	48,521,541.67	205,500.00	0.00	48,727,041.67	48,783,555.50	56,513.83
FHLB DISC CORP / BANK OF AMERICA															
1311775	3/17/25	11/10/2025	313385PB6	A-1+	P-1	NR	50,000,000.00		4.0876	48,684,388.85	82,916.67	0.00	48,767,305.52	48,783,555.50	16,249.98
FED FARM CR BK / DEUTSCHE															
1300006	12/18/24	11/14/2025	313313PF9	A-1+	P-1	F1+	50,000,000.00		4.1959	48,142,722.22	583,555.56	0.00	48,726,277.78	48,761,833.50	35,555.72
FED FARM CR BK / JEFFERIES & COMPANY															
1308271	2/20/25	11/21/2025	313313PN2	A-1+	P-1	F1+	50,000,000.00		4.2427	48,435,916.65	228,333.34	0.00	48,664,249.99	48,723,819.50	59,569.51
FED FARM CR BK / Mizuho Securities USA Inc															
1309425	2/27/25	11/21/2025	313313PN2	A-1+	P-1	F1+	50,000,000.00		4.1754	48,498,125.00	185,625.00	0.00	48,683,750.00	48,723,819.50	40,069.50
FHLB DISC CORP / GREAT PACIFIC SECURITIES															
1309426	2/27/25	11/26/2025	313385PT7	A-1+	P-1	NR	50,000,000.00		4.1778	48,470,000.00	185,625.00	0.00	48,655,625.00	48,696,666.50	41,041.50
FHLB DISC CORP / GREAT PACIFIC SECURITIES															
1309427	2/27/25	11/26/2025	313385PT7	A-1+	P-1	NR	50,000,000.00		4.1778	48,470,000.00	185,625.00	0.00	48,655,625.00	48,696,666.50	41,041.50
FHLB DISC CORP / CITIGROUP GLOBAL MARKETS															
1312397	3/20/25	12/18/2025	313385QR0	A-1+	P-1	NR	50,000,000.00		4.1198	48,485,229.17	66,583.33	0.00	48,551,812.50	48,593,569.50	41,757.00
FED FARM CR BK / JEFFERIES & COMPANY															

ORANGE COUNTY TREASURER-TAX COLLECTOR

Investment Inventory with Market Value by Entity & Instrument

Run Date: 08-Apr-2025 08:52:25 AM
 Print Date: 08-Apr-2025
 As at date: 08-Apr-2025

As of 31-Mar-2025

* Market values provided by Northern Trust and exclude accrued interest

71166

Deal No.	Settle Date	Maturity Date	CUSIP	S&P	Moody's	Fitch	Face Value	Coupon	Purchase Yield	Capital	Capital Accrual	Interest Accrual	Book Value	Market Value *	Unrealized Gain/(Loss)
Issuer / Broker															
UNITED STATES DOLLAR															
<u>Extended Fund</u>															
GOVERNMENT AGENCY															
AGENCY DISCOUNT NOTES															
1312943	3/25/25	12/18/2025	313313QR2	A-1+	P-1	F1+	50,000,000.00		4.0803	48,526,000.00	38,500.00	0.00	48,564,500.00	48,593,569.50	29,069.50
FHLB DISC CORP / UBS FINANCIAL SERVICES															
1313175	3/26/25	12/18/2025	313385QR0	A-1+	P-1	NR	50,000,000.00		4.1170	48,518,520.84	33,291.67	0.00	48,551,812.51	48,593,569.50	41,756.99
FHLB DISC CORP / UBS FINANCIAL SERVICES															
1313176	3/26/25	12/18/2025	313385QR0	A-1+	P-1	NR	50,000,000.00		4.1170	48,518,520.84	33,291.67	0.00	48,551,812.51	48,593,569.50	41,756.99
FHLB DISC CORP / DEUTSCHE															
1313416	3/27/25	12/18/2025	313385QR0	A-1+	P-1	NR	50,000,000.00		4.1006	48,529,611.11	27,638.89	0.00	48,557,250.00	48,593,569.50	36,319.50
FHLB DISC CORP / TD SECURITIES															
1313463	3/28/25	12/18/2025	313385QR0	A-1+	P-1	NR	50,000,000.00		4.1001	48,535,138.89	22,111.11	0.00	48,557,250.00	48,593,569.50	36,319.50
FHLB DISC CORP / BNY Mellon Capital Market															
1312398	3/20/25	12/19/2025	313385QS8	A-1+	P-1	NR	50,000,000.00		4.1203	48,479,680.56	66,583.33	0.00	48,546,263.89	48,588,201.50	41,937.61
FED FARM CR BK / Mizuho Securities USA Inc															
1313174	3/26/25	02/06/2026	313313ST6	A-1+	P-1	F1+	50,000,000.00		4.0816	48,265,305.56	32,833.33	0.00	48,298,138.89	48,359,833.50	61,694.61
FHLB DISC CORP / TD SECURITIES															
1313417	3/27/25	03/06/2026	313385TX4	A-1+	P-1	NR	50,000,000.00		4.0887	48,119,944.45	27,326.39	0.00	48,147,270.84	48,236,250.00	88,979.16
Subtotal for AGENCY DISCOUNT NOTES:							4,250,000,000.00	0.0000	4.2416	4,137,984,993.06	45,759,590.24	0.00	4,183,744,583.30	4,184,886,061.00	1,141,477.70
GOVT AGENCY-FIX-30/360															
FED FARM CR BK / RBC															
1242730	10/20/23	04/07/2025	3133EPZR9	AA+	Aaa	AA+	50,000,000.00	5.3600	5.3617	50,000,000.00	0.00	1,295,333.33	50,000,000.00	50,007,756.00	7,756.00
FED FARM CR BK / RBC															
1242731	10/20/23	04/07/2025	3133EPZR9	AA+	Aaa	AA+	50,000,000.00	5.3600	5.3617	50,000,000.00	0.00	1,295,333.33	50,000,000.00	50,007,756.00	7,756.00
FED FARM CR BK / FTN FINANCIAL															
1242733	10/20/23	04/10/2025	3133EPZT5	AA+	Aaa	AA+	50,000,000.00	5.3600	5.3613	50,000,000.00	0.00	1,273,000.00	50,000,000.00	50,011,646.00	11,646.00
FED HM LN BK BD / RBC															
1245006	11/6/23	04/10/2025	3130AXR26	AA+	Aaa	NR	50,000,000.00	5.0750	5.0778	50,000,000.00	0.00	1,205,312.50	50,000,000.00	50,006,633.50	6,633.50
FED HM LN BK BD / FTN FINANCIAL															
1245166	11/7/23	04/11/2025	3130AXRE0	AA+	Aaa	NR	50,000,000.00	5.0950	5.0977	50,000,000.00	0.00	1,019,000.00	50,000,000.00	50,007,890.00	7,890.00
FED HM LN BK BD / FTN FINANCIAL															
1245167	11/7/23	04/11/2025	3130AXRE0	AA+	Aaa	NR	50,000,000.00	5.0950	5.0977	50,000,000.00	0.00	1,019,000.00	50,000,000.00	50,007,890.00	7,890.00
FED FARM CR BK / FTN FINANCIAL															
1242732	10/20/23	04/15/2025	3133EPZS7	AA+	Aaa	AA+	50,000,000.00	5.3600	5.3607	50,000,000.00	0.00	1,235,777.78	50,000,000.00	50,018,153.50	18,153.50
FED HM LN BK BD / CITIGROUP GLOBAL MARKETS															
1245443	11/8/23	04/21/2025	3130AXRT7	AA+	Aaa	NR	50,000,000.00	5.1100	5.1120	50,000,000.00	0.00	1,135,555.56	50,000,000.00	50,016,115.50	16,115.50

ORANGE COUNTY TREASURER-TAX COLLECTOR

Investment Inventory with Market Value by Entity & Instrument

Run Date: 08-Apr-2025 08:52:25 AM
 Print Date: 08-Apr-2025
 As at date: 08-Apr-2025

As of 31-Mar-2025

* Market values provided by Northern Trust and exclude accrued interest

71166

Deal No.	Settle Date	Maturity Date	CUSIP	S&P	Moody's	Fitch	Face Value	Coupon	Purchase Yield	Capital	Capital Accrual	Interest Accrual	Book Value	Market Value *	Unrealized Gain/(Loss)
Issuer / Broker															
UNITED STATES DOLLAR															
<u>Extended Fund</u>															
GOVERNMENT AGENCY															
GOVT AGENCY-FIX-30/360															
FED HM LN BK BD / RBC															
1245441	11/8/23	04/25/2025	3130AXRU4	AA+	Aaa	NR	50,000,000.00	5.1050	5.1065	50,000,000.00	0.00	1,106,083.33	50,000,000.00	50,019,321.50	19,321.50
FED HM LN BK BD / RBC															
1245442	11/8/23	04/25/2025	3130AXRU4	AA+	Aaa	NR	50,000,000.00	5.1050	5.1065	50,000,000.00	0.00	1,106,083.33	50,000,000.00	50,019,321.50	19,321.50
FED FARM CR BK / BARCLAYS CAPITAL															
1246109	11/14/23	05/05/2025	3133EPE43	AA+	Aaa	AA+	50,000,000.00	5.2500	5.2511	50,000,000.00	0.00	1,064,583.33	50,000,000.00	50,039,434.50	39,434.50
FED FARM CR BK / TD SECURITIES															
1246112	11/14/23	05/07/2025	3133EPE50	AA+	Aaa	AA+	50,000,000.00	5.2500	5.2509	50,000,000.00	0.00	1,050,000.00	50,000,000.00	50,041,831.50	41,831.50
FED FARM CR BK / TD SECURITIES															
1246113	11/14/23	05/07/2025	3133EPE50	AA+	Aaa	AA+	50,000,000.00	5.2500	5.2509	50,000,000.00	0.00	1,050,000.00	50,000,000.00	50,041,831.50	41,831.50
FED FARM CR BK / TD SECURITIES															
1246110	11/14/23	05/09/2025	3133EPE68	AA+	Aaa	AA+	50,000,000.00	5.2500	5.2506	50,000,000.00	0.00	1,035,416.67	50,000,000.00	50,044,236.50	44,236.50
FED FARM CR BK / TD SECURITIES															
1246111	11/14/23	05/09/2025	3133EPE68	AA+	Aaa	AA+	50,000,000.00	5.2500	5.2506	50,000,000.00	0.00	1,035,416.67	50,000,000.00	50,044,236.50	44,236.50
FED HM LN BK BD / UBS FINANCIAL SERVICES															
1250557	12/18/23	05/12/2025	3130AY7B6	AA+	Aaa	NR	50,000,000.00	4.6500	4.6531	50,000,000.00	0.00	897,708.33	50,000,000.00	50,008,653.50	8,653.50
FED HM LN BK BD / FTN FINANCIAL															
1250947	12/20/23	05/12/2025	3130AYAR7	AA+	Aaa	NR	50,000,000.00	4.6700	4.6732	50,000,000.00	0.00	655,097.22	50,000,000.00	50,011,001.50	11,001.50
FED HM LN BK BD / CASTLE OAK SECURITIES															
1250347	12/15/23	05/19/2025	3130AY6D3	AA+	Aaa	NR	50,000,000.00	4.6150	4.6173	50,000,000.00	0.00	846,083.33	50,000,000.00	50,008,472.50	8,472.50
FED HM LN BK BD / BNY Mellon Capital Market															
1250597	12/19/23	05/23/2025	3130AYAB2	AA+	Aaa	NR	50,000,000.00	4.6700	4.6724	50,000,000.00	0.00	830,222.22	50,000,000.00	50,013,436.50	13,436.50
FED HM LN BK BD / BNY Mellon Capital Market															
1250600	12/19/23	05/23/2025	3130AYAB2	AA+	Aaa	NR	50,000,000.00	4.6700	4.6724	50,000,000.00	0.00	830,222.22	50,000,000.00	50,013,436.50	13,436.50
FED HM LN BK BD / RBC															
1253204	1/9/24	05/30/2025	3130AYFN1	AA+	Aaa	NR	50,000,000.00	4.5700	4.5732	50,000,000.00	0.00	768,013.89	50,000,000.00	50,007,948.50	7,948.50
FED HM LN BK BD / BANK OF AMERICA															
1253441	1/10/24	05/30/2025	3130AYG91	AA+	Aaa	NR	50,000,000.00	4.6100	4.6134	50,000,000.00	0.00	774,736.11	50,000,000.00	50,011,154.50	11,154.50
FED HM LN BK BD / CITIGROUP GLOBAL MARKETS															
1250948	12/20/23	06/06/2025	3130AYAT3	AA+	Aaa	NR	50,000,000.00	4.6500	4.6513	50,000,000.00	0.00	742,708.33	50,000,000.00	50,008,930.00	8,930.00
FED HM LN BK BD / CITIGROUP GLOBAL MARKETS															
1250949	12/20/23	06/06/2025	3130AYAT3	AA+	Aaa	NR	50,000,000.00	4.6500	4.6513	50,000,000.00	0.00	742,708.33	50,000,000.00	50,008,930.00	8,930.00
FED HM LN BK BD / UBS FINANCIAL SERVICES															

ORANGE COUNTY TREASURER-TAX COLLECTOR

Investment Inventory with Market Value by Entity & Instrument

Run Date: 08-Apr-2025 08:52:25 AM
 Print Date: 08-Apr-2025
 As at date: 08-Apr-2025

As of 31-Mar-2025

* Market values provided by Northern Trust and exclude accrued interest

71166

Deal No.	Settle Date	Maturity Date	CUSIP	S&P	Moody's	Fitch	Face Value	Coupon	Purchase Yield	Capital	Capital Accrual	Interest Accrual	Book Value	Market Value *	Unrealized Gain/(Loss)
Issuer / Broker															
UNITED STATES DOLLAR															
<u>Extended Fund</u>															
GOVERNMENT AGENCY															
GOVT AGENCY-FIX-30/360															
1252685	1/5/24	06/06/2025	3130AYEL6	AA+	Aaa	NR	50,000,000.00	4.6100	4.6126	50,000,000.00	0.00	736,319.44	50,000,000.00	50,005,399.00	5,399.00
FED HM LN BK BD / GREAT PACIFIC SECURITIES															
1250722	12/19/23	06/09/2025	3130AYA89	AA+	Aaa	NR	50,000,000.00	4.6550	4.6559	50,000,000.00	0.00	659,458.33	50,000,000.00	50,011,018.00	11,018.00
FED HM LN BK BD / GREAT PACIFIC SECURITIES															
1250592	12/19/23	06/10/2025	3130AYA97	AA+	Aaa	NR	50,000,000.00	4.6550	4.6558	50,000,000.00	0.00	659,458.33	50,000,000.00	50,011,346.00	11,346.00
FED HM LN BK BD / GREAT PACIFIC SECURITIES															
1250596	12/19/23	06/10/2025	3130AYA97	AA+	Aaa	NR	50,000,000.00	4.6550	4.6558	50,000,000.00	0.00	659,458.33	50,000,000.00	50,011,346.00	11,346.00
FED HM LN BK BD / BARCLAYS CAPITAL															
1252684	1/5/24	06/13/2025	3130AYEH5	AA+	Aaa	NR	50,000,000.00	4.6000	4.6020	50,000,000.00	0.00	690,000.00	50,000,000.00	50,006,617.50	6,617.50
FED HM LN BK BD / GREAT PACIFIC SECURITIES															
1118839	6/16/21	06/16/2025	3130AMSD5	AA+	Aaa	NR	25,000,000.00	0.6300	0.6300	25,000,000.00	0.00	45,937.50	25,000,000.00	24,806,391.75	(193,608.25)
FED HM LN BK BD / BNY Mellon Capital Market															
1253203	1/9/24	06/16/2025	3130AYFL5	AA+	Aaa	NR	50,000,000.00	4.5800	4.5821	50,000,000.00	0.00	667,916.67	50,000,000.00	50,005,531.00	5,531.00
FED FARM CR BK / TD SECURITIES															
1252686	1/5/24	06/20/2025	3133EPU86	AA+	Aaa	AA+	50,000,000.00	4.6000	4.6014	50,000,000.00	0.00	645,277.78	50,000,000.00	50,020,040.50	20,040.50
FED FARM CR BK / TD SECURITIES															
1252687	1/5/24	06/20/2025	3133EPU86	AA+	Aaa	AA+	50,000,000.00	4.6000	4.6014	50,000,000.00	0.00	645,277.78	50,000,000.00	50,020,040.50	20,040.50
FED HM LN BK BD / Mizuho Securities USA Inc															
1253862	1/12/24	07/03/2025	3130AYHY5	AA+	Aaa	NR	50,000,000.00	4.5300	4.5308	50,000,000.00	0.00	553,666.67	50,000,000.00	50,014,830.50	14,830.50
FED HM LN BK BD / BNY Mellon Capital Market															
1253861	1/12/24	07/08/2025	3130AYHT6	AA+	Aaa	NR	50,000,000.00	4.5300	4.5304	50,000,000.00	0.00	522,208.33	50,000,000.00	50,016,644.00	16,644.00
FED HM LN BK BD / CASTLE OAK SECURITIES															
1254236	1/17/24	07/10/2025	3130AYJW7	AA+	Aaa	NR	50,000,000.00	4.4000	4.4006	50,000,000.00	0.00	495,000.00	50,000,000.00	50,003,630.50	3,630.50
FED HM LN BK BD / CASTLE OAK SECURITIES															
1254237	1/17/24	07/10/2025	3130AYJW7	AA+	Aaa	NR	50,000,000.00	4.4000	4.4006	50,000,000.00	0.00	495,000.00	50,000,000.00	50,003,630.50	3,630.50
FED HM LN BK BD / DEUTSCHE															
1254408	1/18/24	07/10/2025	3130AYKW5	AA+	Aaa	NR	50,000,000.00	4.5200	4.5207	50,000,000.00	0.00	508,500.00	50,000,000.00	50,016,043.50	16,043.50
FED HM LN BK BD / GREAT PACIFIC SECURITIES															
1254407	1/18/24	07/18/2025	3130AYKC9	AA+	Aaa	NR	50,000,000.00	4.4000	4.4000	50,000,000.00	0.00	446,111.11	50,000,000.00	50,005,586.50	5,586.50
FED HM LN BK BD / FTN FINANCIAL															
1254625	1/19/24	07/18/2025	3130AYM52	AA+	Aaa	NR	50,000,000.00	4.5100	4.5101	50,000,000.00	0.00	457,263.89	50,000,000.00	50,017,470.00	17,470.00
FED HM LN BK BD / DEUTSCHE															
1254409	1/18/24	07/21/2025	3130AYKZ8	AA+	Aaa	NR	50,000,000.00	4.5150	4.5147	50,000,000.00	0.00	432,687.50	50,000,000.00	50,019,522.50	19,522.50

ORANGE COUNTY TREASURER-TAX COLLECTOR

Investment Inventory with Market Value by Entity & Instrument

Run Date: 08-Apr-2025 08:52:25 AM
 Print Date: 08-Apr-2025
 As at date: 08-Apr-2025

As of 31-Mar-2025

* Market values provided by Northern Trust and exclude accrued interest

71166

Deal No.	Settle Date	Maturity Date	CUSIP	S&P	Moody's	Fitch	Face Value	Coupon	Purchase Yield	Capital	Capital Accrual	Interest Accrual	Book Value	Market Value *	Unrealized Gain/(Loss)
Issuer / Broker															
UNITED STATES DOLLAR															
<u>Extended Fund</u>															
GOVERNMENT AGENCY															
GOVT AGENCY-FIX-30/360															
FED FARM CR BK / DAIWA CAPITAL MARKETS															
1254624	1/19/24	07/29/2025	3133EPY41	AA+	Aaa	AA+	50,000,000.00	4.4900	4.4909	50,000,000.00	0.00	386,638.89	50,000,000.00	50,022,492.00	22,492.00
FED HM LN BK BD / CITIGROUP GLOBAL MARKETS															
1255248	1/24/24	08/01/2025	3130AYNV4	AA+	Aaa	NR	50,000,000.00	4.5700	4.5693	50,000,000.00	0.00	380,833.33	50,000,000.00	50,033,950.50	33,950.50
FED HM LN BK BD / Mizuho Securities USA Inc															
1255288	1/25/24	08/07/2025	3130AYPG5	AA+	Aaa	NR	50,000,000.00	4.5400	4.5388	50,000,000.00	0.00	340,500.00	50,000,000.00	50,030,150.00	30,150.00
FED FARM CR BK / UBS FINANCIAL SERVICES															
1256332	1/31/24	08/07/2025	3133EP2D6	AA+	Aaa	AA+	50,000,000.00	4.5500	4.5507	50,000,000.00	0.00	341,250.00	50,000,000.00	50,030,606.00	30,606.00
FED HM LN BK BD / Mizuho Securities USA Inc															
1256819	2/5/24	08/08/2025	3130AYTM8	AA+	Aaa	NR	50,000,000.00	4.5600	4.5597	50,000,000.00	0.00	335,666.67	50,000,000.00	50,035,907.00	35,907.00
FED HM LN BK BD / Mizuho Securities USA Inc															
1256820	2/5/24	08/08/2025	3130AYTM8	AA+	Aaa	NR	50,000,000.00	4.5600	4.5597	50,000,000.00	0.00	335,666.67	50,000,000.00	50,035,907.00	35,907.00
FED HM LN BK BD / UBS FINANCIAL SERVICES															
1257039	2/6/24	08/12/2025	3130AYURS	AA+	Aaa	NR	50,000,000.00	4.6450	4.6444	50,000,000.00	0.00	316,118.06	50,000,000.00	50,053,153.00	53,153.00
FED FARM CR BK / FTN FINANCIAL															
1256818	2/5/24	08/18/2025	3133EP2J3	AA+	Aaa	AA+	50,000,000.00	4.5500	4.5512	50,000,000.00	0.00	271,736.11	50,000,000.00	50,037,975.00	37,975.00
FANNIE MAE / DAIWA CAPITAL MARKETS															
1105176	3/8/21	08/25/2025	3135G05X7	AA+	Aaa	AA+	25,000,000.00	0.3750	0.7622	24,575,925.00	386,074.50	9,375.00	24,961,999.50	24,615,759.00	(346,240.50)
FED HM LN BK BD / RBC															
1256817	2/5/24	08/25/2025	3130AYTJ5	AA+	Aaa	NR	50,000,000.00	4.5500	4.5517	50,000,000.00	0.00	227,500.00	50,000,000.00	50,043,191.50	43,191.50
FED HM LN BK BD / GREAT PACIFIC SECURITIES															
1256821	2/5/24	09/08/2025	3130AYTSS	AA+	Aaa	NR	50,000,000.00	4.5300	4.5325	50,000,000.00	0.00	144,708.33	50,000,000.00	50,044,167.50	44,167.50
FREDDIE MAC / TD SECURITIES															
1104040	2/26/21	09/23/2025	3137EAEX3	AA+	Aaa	AA+	10,000,000.00	0.3750	0.7054	9,851,527.20	132,967.44	833.33	9,984,494.64	9,814,038.20	(170,456.44)
FED FARM CR BK / CITIGROUP GLOBAL MARKETS															
1241228	10/10/23	10/10/2025	3133EPYK5	AA+	Aaa	AA+	50,000,000.00	5.1250	5.1250	50,000,000.00	0.00	1,217,187.50	50,000,000.00	50,219,916.50	219,916.50
FED HM LN BK BD / GREAT PACIFIC SECURITIES															
1134091	7/28/21	10/28/2025	3130ANB74	AA+	Aaa	NR	20,000,000.00	0.8000	0.8000	20,000,000.00	0.00	28,000.00	20,000,000.00	19,608,619.00	(391,381.00)
FANNIE MAE / MORGAN STANLEY _1															
1104586	3/3/21	11/07/2025	3135G06G3	AA+	Aaa	AA+	50,000,000.00	0.5000	0.7129	49,511,000.00	426,277.91	100,000.00	49,937,277.91	48,865,264.50	(1,072,013.41)
FED FARM CR BK / FTN FINANCIAL															
1148918	11/17/21	11/17/2025	3133ENEG1	AA+	Aaa	AA+	25,000,000.00	1.0500	1.0900	24,960,963.44	32,909.99	97,708.33	24,993,873.43	24,509,014.75	(484,858.68)
FED FARM CR BK / GREAT PACIFIC SECURITIES															

ORANGE COUNTY TREASURER-TAX COLLECTOR

Investment Inventory with Market Value by Entity & Instrument

Run Date: 08-Apr-2025 08:52:25 AM
 Print Date: 08-Apr-2025
 As at date: 08-Apr-2025

Page 10 of 20
 User: SNong

As of 31-Mar-2025

* Market values provided by Northern Trust and exclude accrued interest

71166

Deal No.	Settle Date	Maturity Date	CUSIP	S&P	Moody's	Fitch	Face Value	Coupon	Purchase Yield	Capital	Capital Accrual	Interest Accrual	Book Value	Market Value *	Unrealized Gain/(Loss)
Issuer / Broker															
UNITED STATES DOLLAR															
<u>Extended Fund</u>															
GOVERNMENT AGENCY															
GOVT AGENCY-FIX-30/360															
1148919	11/17/21	11/17/2025	3133ENEG1	AA+	Aaa	AA+	25,000,000.00	1.0500	1.0902	24,960,750.00	33,089.93	97,708.33	24,993,839.93	24,509,014.75	(484,825.18)
FED HM LN BK BD / CASTLE OAK SECURITIES															
1312612	3/21/25	12/19/2025	3130B5NW4	A-1+	P-1	NR	50,000,000.00	4.1900	4.1974	50,000,000.00	0.00	58,194.44	50,000,000.00	49,982,208.50	(17,791.50)
FED FARM CR BK / CASTLE OAK SECURITIES															
1300229	12/19/24	01/02/2026	3133ERN80	AA+	Aaa	AA+	50,000,000.00	4.2300	4.2315	50,000,000.00	0.00	522,875.00	50,000,000.00	50,008,791.00	8,791.00
FED FARM CR BK / CASTLE OAK SECURITIES															
1300230	12/19/24	01/02/2026	3133ERN80	AA+	Aaa	AA+	50,000,000.00	4.2300	4.2315	50,000,000.00	0.00	522,875.00	50,000,000.00	50,008,791.00	8,791.00
FED FARM CR BK / RBC															
1300231	12/19/24	01/08/2026	3133ERN98	AA+	Aaa	AA+	50,000,000.00	4.2300	4.2320	50,000,000.00	0.00	487,625.00	50,000,000.00	50,012,475.00	12,475.00
FED FARM CR BK / RBC															
1300232	12/19/24	01/08/2026	3133ERN98	AA+	Aaa	AA+	50,000,000.00	4.2300	4.2320	50,000,000.00	0.00	487,625.00	50,000,000.00	50,012,475.00	12,475.00
FED HM LN BK BD / GREAT PACIFIC SECURITIES															
1257686	2/9/24	02/06/2026	3130AYWT9	AA+	Aaa	NR	50,000,000.00	4.4300	4.4302	50,000,000.00	0.00	338,402.78	50,000,000.00	50,112,165.50	112,165.50
FED HM LN BK BD / GREAT PACIFIC SECURITIES															
1254807	1/22/24	02/27/2026	3130AYMT0	AA+	Aaa	NR	50,000,000.00	4.3400	4.3418	50,000,000.00	0.00	204,944.44	50,000,000.00	50,076,455.00	76,455.00
FED HM LN BK BD / GREAT PACIFIC SECURITIES															
1259641	2/27/24	03/06/2026	3130B0BA6	AA+	Aaa	NR	50,000,000.00	4.6800	4.6793	50,000,000.00	0.00	162,500.00	50,000,000.00	50,252,233.50	252,233.50
FED FARM CR BK / DAIWA CAPITAL MARKETS															
1261922	3/13/24	03/13/2026	3133EP5K7	AA+	Aaa	AA+	50,000,000.00	4.5000	4.5019	49,998,240.00	924.00	112,500.00	49,999,164.00	50,168,748.50	169,584.50
FED HM LN BK BD / RBC															
1263583	3/27/24	05/07/2026	3130B0NQ8	AA+	Aaa	NR	50,000,000.00	4.6100	4.6123	50,000,000.00	0.00	922,000.00	50,000,000.00	50,282,103.00	282,103.00
FED HM LN BK BD / GREAT PACIFIC SECURITIES															
1263887	3/28/24	05/08/2026	3130B0P86	AA+	Aaa	NR	50,000,000.00	4.5750	4.5770	50,000,000.00	0.00	19,062.50	50,000,000.00	50,268,052.50	268,052.50
FED FARM CR BK / FTN FINANCIAL															
1313413	3/27/25	05/22/2026	3133ETB35	AA+	Aaa	AA+	50,000,000.00	4.1000	4.1039	50,000,000.00	0.00	22,777.78	50,000,000.00	49,969,466.00	(30,534.00)
FED HM LN BK BD / FTN FINANCIAL															
1263889	3/28/24	07/08/2026	3130B0NZ8	AA+	Aaa	NR	50,000,000.00	4.5350	4.5379	50,000,000.00	0.00	522,784.72	50,000,000.00	50,312,681.50	312,681.50
FED FARM CR BK / BARCLAYS CAPITAL															
1262665	3/19/24	09/08/2026	3133EP6D2	AA+	Aaa	AA+	20,000,000.00	4.6100	4.6106	20,000,000.00	0.00	58,905.56	20,000,000.00	20,159,422.60	159,422.60
FED FARM CR BK / BARCLAYS CAPITAL															
1262666	3/19/24	09/08/2026	3133EP6D2	AA+	Aaa	AA+	50,000,000.00	4.6100	4.6106	50,000,000.00	0.00	147,263.89	50,000,000.00	50,398,556.50	398,556.50
FED FARM CR BK / TD SECURITIES															
1263888	3/28/24	09/11/2026	3133EP7K5	AA+	Aaa	AA+	50,000,000.00	4.4700	4.4709	50,000,000.00	0.00	124,166.67	50,000,000.00	50,304,794.00	29 304,794.00

ORANGE COUNTY TREASURER-TAX COLLECTOR

Investment Inventory with Market Value by Entity & Instrument

Run Date: 08-Apr-2025 08:52:25 AM
 Print Date: 08-Apr-2025
 As at date: 08-Apr-2025

Page 11 of 20
 User: SNong

As of 31-Mar-2025

* Market values provided by Northern Trust and exclude accrued interest

71166

Deal No.	Settle Date	Maturity Date	CUSIP	S&P	Moody's	Fitch	Face Value	Coupon	Purchase Yield	Capital	Capital Accrual	Interest Accrual	Book Value	Market Value *	Unrealized Gain/(Loss)
Issuer / Broker															
UNITED STATES DOLLAR															
<u>Extended Fund</u>															
GOVERNMENT AGENCY															
GOVT AGENCY-FIX-30/360															
FED FARM CR BK / CITIGROUP GLOBAL MARKETS															
1262086	3/14/24	10/07/2026	3133EP5V3	AA+	Aaa	AA+	50,000,000.00	4.4600	4.4611	50,000,000.00	0.00	1,077,833.33	50,000,000.00	50,321,918.00	321,918.00
FED FARM CR BK / CITIGROUP GLOBAL MARKETS															
1262085	3/14/24	10/09/2026	3133EP5W1	AA+	Aaa	AA+	50,000,000.00	4.4600	4.4612	50,000,000.00	0.00	1,065,444.44	50,000,000.00	50,323,607.00	323,607.00
FED FARM CR BK / Mizuho Securities USA Inc															
1262667	3/19/24	10/15/2026	3133EP6J9	AA+	Aaa	AA+	50,000,000.00	4.6000	4.6013	50,000,000.00	0.00	1,060,555.56	50,000,000.00	50,432,066.00	432,066.00
FED HM LN BK BD / GREAT PACIFIC SECURITIES															
1267657	4/24/24	11/06/2026	3130B14S3	AA+	Aaa	NR	50,000,000.00	4.8600	4.8607	50,000,000.00	0.00	1,059,750.00	50,000,000.00	50,684,326.00	684,326.00
FED FARM CR BK / DEUTSCHE															
1267811	4/25/24	11/06/2026	3133ERDC2	AA+	Aaa	AA+	50,000,000.00	4.8800	4.8807	50,000,000.00	0.00	982,777.78	50,000,000.00	50,663,388.00	663,388.00
FED FARM CR BK / JP MORGAN CHASE & CO															
1267249	4/22/24	11/10/2026	3133ERCRO	AA+	Aaa	AA+	50,000,000.00	4.9000	4.9011	50,000,000.00	0.00	959,583.33	50,000,000.00	50,684,524.50	684,524.50
FED FARM CR BK / TD SECURITIES															
1267094	4/19/24	11/13/2026	3133ERCJ8	AA+	Aaa	AA+	50,000,000.00	4.8900	4.8914	50,000,000.00	0.00	937,250.00	50,000,000.00	50,681,176.50	681,176.50
FED FARM CR BK / JEFFERIES & COMPANY															
1267463	4/23/24	11/17/2026	3133ERCV1	AA+	Aaa	AA+	50,000,000.00	4.9000	4.9014	50,000,000.00	0.00	911,944.44	50,000,000.00	50,694,796.50	694,796.50
FED FARM CR BK / CASTLE OAK SECURITIES															
1264499	4/2/24	11/20/2026	3133EP7L3	AA+	Aaa	AA+	50,000,000.00	4.5900	4.5921	50,000,000.00	0.00	835,125.00	50,000,000.00	50,456,472.00	456,472.00
FED FARM CR BK / BARCLAY CAPITAL															
1267093	4/19/24	12/04/2026	3133ERCK5	AA+	Aaa	AA+	50,000,000.00	4.8800	4.8822	50,000,000.00	0.00	793,000.00	50,000,000.00	50,703,788.00	703,788.00
FED FARM CR BK / MORGAN STANLEY															
1265598	4/10/24	01/04/2027	3133ERBD2	AA+	Aaa	AA+	50,000,000.00	4.6100	4.6125	50,000,000.00	0.00	557,041.67	50,000,000.00	50,517,195.00	517,195.00
FED HM LN BK BD / Mizuho Securities USA Inc															
1259108	2/22/24	01/08/2027	3130B06J3	AA+	Aaa	NR	50,000,000.00	4.4150	4.4166	50,000,000.00	0.00	508,951.39	50,000,000.00	50,376,043.50	376,043.50
FED FARM CR BK / CASTLE OAK SECURITIES															
1259497	2/26/24	01/08/2027	3133EP4G7	AA+	Aaa	AA+	50,000,000.00	4.4900	4.4918	50,000,000.00	0.00	517,597.22	50,000,000.00	50,375,480.00	375,480.00
FED HM LN BK BD / BARCLAY CAPITAL															
1265229	4/8/24	01/08/2027	3130B0T33	AA+	Aaa	NR	50,000,000.00	4.5750	4.5775	50,000,000.00	0.00	527,395.83	50,000,000.00	50,536,666.00	536,666.00
FED HM LN BK BD / GREAT PACIFIC SECURITIES															
1265187	4/5/24	01/11/2027	3130B0SC4	AA+	Aaa	NR	50,000,000.00	4.5550	4.5572	50,000,000.00	0.00	1,113,444.44	50,000,000.00	50,528,748.00	528,748.00
FED HM LN BK BD / CASTLE OAK SECURITIES															
1255775	1/29/24	01/15/2027	3130AYPN0	AA+	Aaa	NR	25,000,000.00	4.1250	4.2072	24,943,750.00	22,267.82	217,708.33	24,966,017.82	25,112,810.50	146,792.68
FED HM LN BK BD / GREAT PACIFIC SECURITIES															

ORANGE COUNTY TREASURER-TAX COLLECTOR

Investment Inventory with Market Value by Entity & Instrument

Run Date: 08-Apr-2025 08:52:25 AM
 Print Date: 08-Apr-2025
 As at date: 08-Apr-2025

Page 12 of 20
 User: SNong

As of 31-Mar-2025

* Market values provided by Northern Trust and exclude accrued interest

71166

Deal No.	Settle Date	Maturity Date	CUSIP	S&P	Moody's	Fitch	Face Value	Coupon	Purchase Yield	Capital	Capital Accrual	Interest Accrual	Book Value	Market Value *	Unrealized Gain/(Loss)
Issuer / Broker															
UNITED STATES DOLLAR															
<u>Extended Fund</u>															
GOVERNMENT AGENCY															
GOVT AGENCY-FIX-30/360															
1255777	1/29/24	01/15/2027	3130AYPN0	AA+	Aaa	NR	28,000,000.00	4.1250	4.2072	27,937,000.00	24,939.96	243,833.33	27,961,939.96	28,126,347.76	164,407.80
FED FARM CR BK / BANK OF AMERICA															
1266747	4/17/24	01/15/2027	3133ERBV2	AA+	Aaa	AA+	50,000,000.00	4.8600	4.8628	50,000,000.00	0.00	513,000.00	50,000,000.00	50,743,664.00	743,664.00
FED FARM CR BK / JP MORGAN CHASE & CO															
1266748	4/17/24	01/19/2027	3133ERBU4	AA+	Aaa	AA+	50,000,000.00	4.8600	4.8628	50,000,000.00	0.00	486,000.00	50,000,000.00	50,749,749.00	749,749.00
FED FARM CR BK / TD SECURITIES															
1265803	4/11/24	01/25/2027	3133ERBL4	AA+	Aaa	AA+	50,000,000.00	4.8300	4.8327	50,000,000.00	0.00	442,750.00	50,000,000.00	50,732,929.50	732,929.50
FED FARM CR BK / BNY Mellon Capital Market															
1259496	2/26/24	01/29/2027	3133EP4E2	AA+	Aaa	AA+	50,000,000.00	4.4800	4.4811	50,000,000.00	0.00	385,777.78	50,000,000.00	50,433,852.00	433,852.00
FED FARM CR BK / UBS FINANCIAL SERVICES															
1265590	4/10/24	02/01/2027	3133ERBE0	AA+	Aaa	AA+	50,000,000.00	4.5900	4.5923	50,000,000.00	0.00	382,500.00	50,000,000.00	50,527,021.00	527,021.00
FED FARM CR BK / UBS FINANCIAL SERVICES															
1265597	4/10/24	02/01/2027	3133ERBE0	AA+	Aaa	AA+	50,000,000.00	4.5900	4.5923	50,000,000.00	0.00	382,500.00	50,000,000.00	50,527,021.00	527,021.00
FED FARM CR BK / FTN FINANCIAL															
1259493	2/26/24	02/05/2027	3133EP4C6	AA+	Aaa	AA+	50,000,000.00	4.4800	4.4809	50,000,000.00	0.00	348,444.44	50,000,000.00	50,435,107.00	435,107.00
FED FARM CR BK / TD SECURITIES															
1265226	4/8/24	02/05/2027	3133ERAM3	AA+	Aaa	AA+	50,000,000.00	4.5400	4.5422	50,000,000.00	0.00	353,111.11	50,000,000.00	50,487,862.50	487,862.50
FED FARM CR BK / CASTLE OAK SECURITIES															
1265599	4/10/24	02/09/2027	3133ERBF7	AA+	Aaa	AA+	50,000,000.00	4.5950	4.5972	50,000,000.00	0.00	331,861.11	50,000,000.00	50,541,077.00	541,077.00
FED HM LN BK BD / BNY Mellon Capital Market															
1265227	4/8/24	02/10/2027	3130B0SW0	AA+	Aaa	NR	50,000,000.00	4.5550	4.5571	50,000,000.00	0.00	322,645.83	50,000,000.00	50,560,644.00	560,644.00
FED FARM CR BK / DAIWA CAPITAL MARKETS															
1259494	2/26/24	02/11/2027	3133EP4D4	AA+	Aaa	AA+	50,000,000.00	4.4800	4.4807	50,000,000.00	0.00	311,111.11	50,000,000.00	50,441,512.00	441,512.00
FED FARM CR BK / DAIWA CAPITAL MARKETS															
1259495	2/26/24	02/11/2027	3133EP4D4	AA+	Aaa	AA+	50,000,000.00	4.4800	4.4807	50,000,000.00	0.00	311,111.11	50,000,000.00	50,441,512.00	441,512.00
FED HM LN BK BD / BNY Mellon Capital Market															
1265228	4/8/24	02/12/2027	3130B0SV2	AA+	Aaa	NR	50,000,000.00	4.5550	4.5571	50,000,000.00	0.00	309,993.06	50,000,000.00	50,563,218.00	563,218.00
FED FARM CR BK / DAIWA CAPITAL MARKETS															
1265406	4/9/24	02/16/2027	3133ERAV3	AA+	Aaa	AA+	50,000,000.00	4.6300	4.6321	50,000,000.00	0.00	289,375.00	50,000,000.00	50,580,905.50	580,905.50
FED FARM CR BK / DAIWA CAPITAL MARKETS															
1265407	4/9/24	02/22/2027	3133ERAW1	AA+	Aaa	AA+	50,000,000.00	4.6300	4.6319	50,000,000.00	0.00	250,791.67	50,000,000.00	50,588,573.50	588,573.50
FED FARM CR BK / DEUTSCHE															
1265225	4/8/24	02/26/2027	3133ERAL5	AA+	Aaa	AA+	50,000,000.00	4.5300	4.5317	50,000,000.00	0.00	220,208.33	50,000,000.00	50,503,088.00	31 503,088.00

ORANGE COUNTY TREASURER-TAX COLLECTOR

Investment Inventory with Market Value by Entity & Instrument

Run Date: 08-Apr-2025 08:52:25 AM
 Print Date: 08-Apr-2025
 As at date: 08-Apr-2025

Page 13 of 20
 User: SNong

As of 31-Mar-2025

* Market values provided by Northern Trust and exclude accrued interest

71166

Deal No.	Settle Date	Maturity Date	CUSIP	S&P	Moody's	Fitch	Face Value	Coupon	Purchase Yield	Capital	Capital Accrual	Interest Accrual	Book Value	Market Value *	Unrealized Gain/(Loss)
Issuer / Broker															
UNITED STATES DOLLAR															
<u>Extended Fund</u>															
GOVERNMENT AGENCY															
GOVT AGENCY-FIX-30/360															
FED FARM CR BK / CITIGROUP GLOBAL MARKETS															
1265411	4/9/24	03/02/2027	3133ERAR2	AA+	Aaa	AA+	50,000,000.00	4.6200	4.6216	50,000,000.00	0.00	186,083.33	50,000,000.00	50,601,724.00	601,724.00
FED HM LN BK BD / BNY Mellon Capital Market															
1264595	4/2/24	03/05/2027	3130B0Q93	AA+	Aaa	NR	50,000,000.00	4.5200	4.5212	50,000,000.00	0.00	163,222.22	50,000,000.00	50,524,395.00	524,395.00
FED HM LN BK BD / BNY Mellon Capital Market															
1264596	4/2/24	03/05/2027	3130B0Q93	AA+	Aaa	NR	50,000,000.00	4.5200	4.5212	50,000,000.00	0.00	163,222.22	50,000,000.00	50,524,395.00	524,395.00
FED FARM CR BK / CITIGROUP GLOBAL MARKETS															
1265410	4/9/24	03/08/2027	3133ERAS0	AA+	Aaa	AA+	50,000,000.00	4.6200	4.6214	50,000,000.00	0.00	147,583.33	50,000,000.00	50,609,429.50	609,429.50
FED FARM CR BK / Mizuho Securities USA Inc															
1264810	4/3/24	03/10/2027	3133ERAA9	AA+	Aaa	AA+	50,000,000.00	4.5400	4.5410	50,000,000.00	0.00	132,416.67	50,000,000.00	50,538,061.00	538,061.00
FED FARM CR BK / Mizuho Securities USA Inc															
1264811	4/3/24	03/10/2027	3133ERAA9	AA+	Aaa	AA+	50,000,000.00	4.5400	4.5410	50,000,000.00	0.00	132,416.67	50,000,000.00	50,538,061.00	538,061.00
FED HM LN BK BD / FTN FINANCIAL															
1264594	4/2/24	03/12/2027	3130B0Q28	AA+	Aaa	NR	50,000,000.00	4.5200	4.5209	50,000,000.00	0.00	119,277.78	50,000,000.00	50,569,468.00	569,468.00
FED HM LN BK BD / JEFFERIES & COMPANY															
1265185	4/5/24	03/15/2027	3130B0S91	AA+	Aaa	NR	50,000,000.00	4.5200	4.5209	50,000,000.00	0.00	100,444.44	50,000,000.00	50,573,365.50	573,365.50
FED FARM CR BK / RBC															
1265409	4/9/24	03/15/2027	3133ERAT8	AA+	Aaa	AA+	50,000,000.00	4.6100	4.6111	50,000,000.00	0.00	102,444.44	50,000,000.00	50,609,183.00	609,183.00
FED FARM CR BK / RBC															
1265408	4/9/24	03/22/2027	3133ERAU5	AA+	Aaa	AA+	50,000,000.00	4.6100	4.6108	50,000,000.00	0.00	57,625.00	50,000,000.00	50,618,230.50	618,230.50
FED HM LN BK BD / DEUTSCHE															
1265184	4/5/24	03/25/2027	3130B0S83	AA+	Aaa	NR	50,000,000.00	4.5050	4.5055	50,000,000.00	0.00	37,541.67	50,000,000.00	50,572,313.00	572,313.00
FED HM LN BK BD / JEFFERIES & COMPANY															
1265186	4/5/24	03/30/2027	3130B0S86	AA+	Aaa	NR	50,000,000.00	4.5150	4.5152	50,000,000.00	0.00	6,270.83	50,000,000.00	50,588,347.50	588,347.50
FED FARM CR BK / FTN FINANCIAL															
1266744	4/17/24	04/07/2027	3133ERBZ3	AA+	Aaa	AA+	50,000,000.00	4.8300	4.8305	50,000,000.00	0.00	1,167,250.00	50,000,000.00	50,840,792.00	840,792.00
FED FARM CR BK / FTN FINANCIAL															
1266746	4/17/24	04/07/2027	3133ERBT7	AA+	Aaa	AA+	50,000,000.00	4.8200	4.8205	50,000,000.00	0.00	1,164,833.33	50,000,000.00	50,831,202.50	831,202.50
FED FARM CR BK / BANK OF AMERICA															
1266745	4/17/24	04/09/2027	3133ERCA7	AA+	Aaa	AA+	50,000,000.00	4.8300	4.8304	50,000,000.00	0.00	1,153,833.33	50,000,000.00	50,843,008.00	843,008.00
FED FARM CR BK / JP MORGAN CHASE & CO															
1267095	4/19/24	04/15/2027	3133ERCL3	AA+	Aaa	AA+	50,000,000.00	4.8300	4.8302	50,000,000.00	0.00	1,113,583.33	50,000,000.00	50,849,673.00	849,673.00
Subtotal for GOVT AGENCY-FIX-30/360:							5,903,000,000.00	4.5382	4.5447	5,901,739,155.64	1,059,451.55	67,637,336.03	5,902,798,607.19	5,930,568,388.81	27,769,781.62

ORANGE COUNTY TREASURER-TAX COLLECTOR

Investment Inventory with Market Value by Entity & Instrument

Run Date: 08-Apr-2025 08:52:25 AM
 Print Date: 08-Apr-2025
 As at date: 08-Apr-2025

Page 14 of 20
 User: SNong

As of 31-Mar-2025

* Market values provided by Northern Trust and exclude accrued interest

71166

Deal No.	Settle Date	Maturity Date	CUSIP	S&P	Moody's	Fitch	Face Value	Coupon	Purchase Yield	Capital	Capital Accrual	Interest Accrual	Book Value	Market Value *	Unrealized Gain/(Loss)
Issuer / Broker															
UNITED STATES DOLLAR															
<u>Extended Fund</u>															
GOVERNMENT AGENCY															
GOV'T AGY - CALLABLE															
FED HM LN BK BD / GREAT PACIFIC SECURITIES															
1112120	4/28/21	04/28/2025	3130AM7A4	AA+	Aaa	NR	20,000,000.00	0.6900	0.6900	20,000,000.00	0.00	58,650.00	20,000,000.00	19,945,072.40	(54,927.60)
FED HM LN BK BD / GREAT PACIFIC SECURITIES															
1112327	4/29/21	04/29/2025	3130AMCP5	AA+	Aaa	NR	40,000,000.00	0.6800	0.6800	40,000,000.00	0.00	114,844.44	40,000,000.00	39,885,787.60	(114,212.40)
FED HM LN BK BD / GREAT PACIFIC SECURITIES															
1115693	5/24/21	11/24/2025	3130AMHJ4	AA+	Aaa	NR	15,000,000.00	0.7600	0.7600	15,000,000.00	0.00	40,216.67	15,000,000.00	14,666,732.70	(333,267.30)
FED HM LN BK BD / GREAT PACIFIC SECURITIES															
1116512	5/28/21	11/28/2025	3130AMQT2	AA+	Aaa	NR	25,000,000.00	0.7900	0.7900	25,000,000.00	0.00	67,479.17	25,000,000.00	24,440,042.50	(559,957.50)
FREDDIE MAC / GREAT PACIFIC SECURITIES															
1311415	3/14/25	09/08/2027	3134HBDZ1	AA+	Aaa	AA+	25,000,000.00	4.1250	4.1874	24,963,750.00	3,541.67	48,697.92	24,967,291.67	24,903,472.25	(63,819.42)
FREDDIE MAC / GREAT PACIFIC SECURITIES															
1312407	3/20/25	10/21/2027	3134HBFJ5	AA+	Aaa	AA+	50,000,000.00	4.2500	4.2905	49,952,500.00	2,476.30	64,930.56	49,954,976.30	49,997,199.50	42,223.20
FREDDIE MAC / GREAT PACIFIC SECURITIES															
1313415	3/27/25	01/14/2028	3134HBGB1	AA+	Aaa	AA+	50,000,000.00	4.1500	4.2055	49,930,000.00	1,421.32	23,055.56	49,931,421.32	49,930,232.00	(1,189.32)
Subtotal for GOV'T AGY - CALLABLE:							225,000,000.00	2.6457	2.6739	224,846,250.00	7,439.29	417,874.32	224,853,689.29	223,768,538.95	(1,085,150.34)
Subtotal for GOVERNMENT AGENCY:							10,378,000,000.00	2.6387	4.3800	10,264,570,398.70	46,826,481.08	68,055,210.35	10,311,396,879.78	10,339,222,988.76	27,826,108.98
U. S. TREASURIES															
TREASURY BOND															
US TREASURY N/B / DAIWA CAPITAL MARKETS															
1248618	12/4/23	05/15/2025	912828XB1	AA+	Aaa	AA+	50,000,000.00	2.1250	4.8836	48,093,750.00	1,747,395.83	402,106.35	49,841,145.83	49,864,062.50	22,916.67
US TREASURY N/B / BARCLAYS CAPITAL															
1248617	12/4/23	07/15/2025	91282CEY3	AA+	Aaa	AA+	50,000,000.00	3.0000	4.7343	48,666,015.63	1,096,177.31	314,917.13	49,762,192.94	49,811,198.00	49,005.06
US TREASURY N/B / Mizuho Securities USA Inc															
1248619	12/4/23	08/15/2025	91282CFE6	AA+	Aaa	AA+	50,000,000.00	3.1250	4.6927	48,732,421.88	989,528.73	194,233.43	49,721,950.61	49,783,984.50	62,033.89
US TREASURY N/B / MORGAN STANLEY															
1248654	12/5/23	08/15/2025	91282CFE6	AA+	Aaa	AA+	50,000,000.00	3.1250	4.7395	48,697,265.63	1,016,511.63	194,233.43	49,713,777.26	49,783,984.50	70,207.24
US TREASURY N/B / JP MORGAN CHASE & CO															
1298471	12/6/24	08/15/2025	912828K74	A-1+	NR	F1+	50,000,000.00	2.0000	4.3326	49,210,937.50	363,219.25	124,309.39	49,574,156.75	49,576,172.00	2,015.25
US TREASURY N/B / MORGAN STANLEY															
1248655	12/5/23	09/15/2025	91282CFK2	AA+	Aaa	AA+	50,000,000.00	3.5000	4.7227	48,966,796.88	767,749.40	80,842.39	49,734,546.28	49,844,140.50	109,594.22
US TREASURY N/B / MORGAN STANLEY															
1299093	12/11/24	09/15/2025	91282CFK2	A-1+	NR	F1+	50,000,000.00	3.5000	4.2859	49,707,031.25	116,976.73	80,842.39	49,824,007.98	49,844,140.50	20,132.52
US TREASURY N/B / MORGAN STANLEY															

ORANGE COUNTY TREASURER-TAX COLLECTOR

Investment Inventory with Market Value by Entity & Instrument

Run Date: 08-Apr-2025 08:52:25 AM
 Print Date: 08-Apr-2025
 As at date: 08-Apr-2025

Page 15 of 20
 User: SNong

As of 31-Mar-2025

* Market values provided by Northern Trust and exclude accrued interest

71166

Deal No.	Settle Date	Maturity Date	CUSIP	S&P	Moody's	Fitch	Face Value	Coupon	Purchase Yield	Capital	Capital Accrual	Interest Accrual	Book Value	Market Value *	Unrealized Gain/(Loss)
Issuer / Broker															
UNITED STATES DOLLAR															
<u>Extended Fund</u>															
U. S. TREASURIES															
TREASURY BOND															
1249205	12/7/23	10/15/2025	91282CFP1	AA+	Aaa	AA+	50,000,000.00	4.2500	4.6360	49,658,203.13	242,484.21	980,769.23	49,900,687.34	50,010,937.50	110,250.16
US TREASURY N/B / RBC															
1310645	3/10/25	11/15/2025	912828M56	A-1+	NR	F1+	50,000,000.00	2.2500	4.1345	49,371,093.75	55,343.75	68,370.17	49,426,437.50	49,424,218.50	(2,219.00)
US TREASURY N/B / RBC															
1310643	3/10/25	12/15/2025	91282CGA3	A-1+	NR	F1+	50,000,000.00	4.0000	4.0926	49,962,890.63	2,915.74	120,879.12	49,965,806.37	49,962,500.00	(3,306.37)
US TREASURY N/B / JEFFERIES & COMPANY															
1249206	12/7/23	01/15/2026	91282CGE5	AA+	Aaa	AA+	50,000,000.00	3.8750	4.5337	49,343,750.00	409,943.18	406,767.96	49,753,693.18	49,916,797.00	163,103.82
US TREASURY N/B / MORGAN STANLEY															
1307708	2/14/25	01/15/2026	91282CGE5	A-1+	NR	F1+	50,000,000.00	3.8750	4.2844	49,816,406.25	25,209.89	246,201.66	49,841,616.14	49,916,797.00	75,180.86
US TREASURY N/B / RBC															
1310644	3/10/25	01/15/2026	91282CGE5	A-1+	NR	F1+	50,000,000.00	3.8750	4.0682	49,917,968.75	5,802.85	117,748.62	49,923,771.60	49,916,797.00	(6,974.60)
US TREASURY N/B / MORGAN STANLEY															
1254403	1/18/24	02/15/2026	912828P46	AA+	Aaa	AA+	50,000,000.00	1.6250	4.3008	47,369,140.63	1,521,669.65	101,001.38	48,890,810.28	48,932,812.50	42,002.22
US TREASURY N/B / RBC															
1311776	3/17/25	02/15/2026	912828P46	A-1+	NR	F1+	50,000,000.00	1.6250	4.1315	48,882,812.50	50,023.32	33,667.13	48,932,835.82	48,932,812.50	(23.32)
US TREASURY N/B / CITIGROUP GLOBAL MARKETS															
1249263	12/8/23	04/15/2026	91282CGV7	AA+	Aaa	AA+	50,000,000.00	3.7500	4.4336	49,242,187.50	423,457.51	865,384.62	49,665,645.01	49,843,750.00	178,104.99
US TREASURY N/B / MORGAN STANLEY															
1249450	12/11/23	05/15/2026	912828R36	AA+	Aaa	AA+	50,000,000.00	1.6250	4.5166	46,708,984.38	1,771,799.61	307,493.09	48,480,783.99	48,689,453.00	208,669.01
US TREASURY N/B / MORGAN STANLEY															
1254405	1/18/24	05/15/2026	912828R36	AA+	Aaa	AA+	50,000,000.00	1.6250	4.2373	47,136,718.75	1,482,288.29	307,493.09	48,619,007.04	48,689,453.00	70,445.96
US TREASURY N/B / TD SECURITIES															
1249451	12/11/23	06/15/2026	91282CHH7	AA+	Aaa	AA+	50,000,000.00	4.1250	4.5006	49,558,593.75	229,608.27	606,284.34	49,788,202.02	50,076,172.00	287,969.98
US TREASURY N/B / MORGAN STANLEY															
1265805	4/11/24	07/15/2026	91282CHM6	AA+	Aaa	AA+	50,000,000.00	4.5000	4.8863	49,587,890.63	177,331.91	472,375.69	49,765,222.54	50,314,453.00	549,230.46
US TREASURY N/B / JP MORGAN CHASE & CO															
1254805	1/22/24	08/15/2026	912828A27	AA+	Aaa	AA+	50,000,000.00	1.5000	4.2310	46,712,890.63	1,527,663.01	93,232.04	48,240,553.64	48,357,422.00	116,868.36
US TREASURY N/B / Mizuho Securities USA Inc															
1265804	4/11/24	09/15/2026	91282CHY0	AA+	Aaa	AA+	50,000,000.00	4.6250	4.8461	49,748,046.88	100,838.06	106,827.45	49,848,884.94	50,468,750.00	619,865.06
US TREASURY N/B / MORGAN STANLEY															
1259944	2/28/24	11/15/2026	912828U24	AA+	Aaa	AA+	50,000,000.00	2.0000	4.5075	46,832,031.25	1,272,302.28	378,453.04	48,104,333.53	48,484,375.00	380,041.47
US TREASURY N/B / JEFFERIES & COMPANY															
1259106	2/22/24	01/15/2027	91282CJT9	AA+	Aaa	AA+	50,000,000.00	4.0000	4.4197	49,433,593.75	216,283.67	419,889.50	49,649,877.42	50,052,734.50	34 402,857.08

ORANGE COUNTY TREASURER-TAX COLLECTOR

Investment Inventory with Market Value by Entity & Instrument

Run Date: 08-Apr-2025 08:52:25 AM
 Print Date: 08-Apr-2025
 As at date: 08-Apr-2025

Page 16 of 20
 User: SNong

As of 31-Mar-2025

* Market values provided by Northern Trust and exclude accrued interest

71166

Deal No.	Settle Date	Maturity Date	CUSIP	S&P	Moody's	Fitch	Face Value	Coupon	Purchase Yield	Capital	Capital Accrual	Interest Accrual	Book Value	Market Value *	Unrealized Gain/(Loss)
Issuer / Broker															
UNITED STATES DOLLAR															
<u>Extended Fund</u>															
U. S. TREASURIES															
TREASURY BOND															
US TREASURY N/B / MORGAN STANLEY															
1259107	2/22/24	02/15/2027	912828V98	AA+	Aaa	AA+	50,000,000.00	2.2500	4.4043	47,021,484.38	1,104,977.33	139,848.07	48,126,461.71	48,501,953.00	375,491.29
US TREASURY N/B / DAIWA CAPITAL MARKETS															
1247294	11/22/23	02/15/2028	9128283W8	AA+	Aaa	AA+	50,000,000.00	2.7500	4.4653	46,724,609.38	1,050,836.84	170,925.41	47,775,446.22	48,468,750.00	693,303.78
US TREASURY N/B / MORGAN STANLEY															
1247300	11/22/23	05/15/2028	9128284N7	AA+	Aaa	AA+	50,000,000.00	2.8750	4.4572	46,818,359.38	964,604.98	544,026.24	47,782,964.36	48,501,953.00	718,988.64
US TREASURY N/B / Mizuho Securities USA Inc															
1247907	11/29/23	11/15/2028	9128285M8	AA+	Aaa	AA+	50,000,000.00	3.1250	4.4192	47,144,531.25	770,173.31	591,332.87	47,914,704.56	48,679,687.50	764,982.94
Subtotal for TREASURY BOND:							1,400,000,000.00	3.0179	4.4606	1,359,066,406.32	19,503,116.54	8,470,455.23	1,378,569,522.86	1,384,650,260.50	6,080,737.64
TREASURY BOND - ME															
US TREASURY N/B / DEUTSCHE															
1113751	5/10/21	04/30/2025	912828ZL7	AA+	Aaa	AA+	50,000,000.00	0.3750	0.5232	49,708,984.38	285,199.32	78,729.28	49,994,183.70	49,842,799.50	(151,384.20)
US TREASURY N/B / MORGAN STANLEY _1															
1115882	5/25/21	04/30/2025	912828ZL7	AA+	Aaa	AA+	50,000,000.00	0.3750	0.5449	49,669,921.88	323,412.20	78,729.28	49,993,334.08	49,842,799.50	(150,534.58)
US TREASURY N/B / DEUTSCHE															
1113752	5/10/21	06/30/2025	912828ZW3	AA+	Aaa	AA+	50,000,000.00	0.2500	0.5692	49,347,656.25	613,513.76	31,422.65	49,961,170.01	49,501,302.00	(459,868.01)
US TREASURY N/B / BNY Mellon Capital Market															
1115552	5/21/21	06/30/2025	912828ZW3	AA+	Aaa	AA+	50,000,000.00	0.2500	0.6095	49,271,484.38	684,833.80	31,422.65	49,956,318.18	49,501,302.00	(455,016.18)
US TREASURY N/B / MORGAN STANLEY _1															
1113753	5/10/21	07/31/2025	91282CAB7	AA+	Aaa	AA+	50,000,000.00	0.2500	0.5892	49,292,968.75	651,586.80	20,718.23	49,944,555.55	49,329,687.50	(614,868.05)
US TREASURY N/B / CITIGROUP GLOBAL MARKETS															
1116055	5/26/21	07/31/2025	91282CAB7	AA+	Aaa	AA+	50,000,000.00	0.2500	0.5909	49,296,875.00	647,409.14	20,718.23	49,944,284.14	49,329,687.50	(614,596.64)
US TREASURY N/B / DAIWA CAPITAL MARKETS															
1248973	12/6/23	07/31/2025	912828Y79	AA+	Aaa	AA+	50,000,000.00	2.8750	4.7169	48,550,781.25	1,158,413.66	238,259.67	49,709,194.91	49,764,648.50	55,453.59
US TREASURY N/B / MORGAN STANLEY															
1297815	12/3/24	07/31/2025	91282CAB7	A-1+	NR	F1+	50,000,000.00	0.2500	4.4241	48,656,250.00	666,276.04	20,718.23	49,322,526.04	49,329,687.50	7,161.46
US TREASURY N/B / MORGAN STANLEY															
1298060	12/4/24	07/31/2025	91282CAB7	A-1+	NR	F1+	50,000,000.00	0.2500	4.3666	48,679,687.50	651,869.77	20,718.23	49,331,557.27	49,329,687.50	(1,869.77)
US TREASURY N/B / BANK OF AMERICA															
1113754	5/10/21	08/31/2025	91282CAJ0	AA+	Aaa	AA+	50,000,000.00	0.2500	0.6145	49,226,562.50	698,747.22	10,869.57	49,925,309.72	49,187,109.50	(738,200.22)
US TREASURY N/B / DEUTSCHE															
1113755	5/10/21	08/31/2025	91282CAJ0	AA+	Aaa	AA+	50,000,000.00	0.2500	0.6145	49,226,562.50	698,747.22	10,869.57	49,925,309.72	49,187,109.50	(738,200.22)
US TREASURY N/B / MORGAN STANLEY _1															

ORANGE COUNTY TREASURER-TAX COLLECTOR

Investment Inventory with Market Value by Entity & Instrument

Run Date: 08-Apr-2025 08:52:25 AM
 Print Date: 08-Apr-2025
 As at date: 08-Apr-2025

Page 17 of 20
 User: SNong

As of 31-Mar-2025

* Market values provided by Northern Trust and exclude accrued interest

71166

Deal No.	Settle Date	Maturity Date	CUSIP	S&P	Moody's	Fitch	Face Value	Coupon	Purchase Yield	Capital	Capital Accrual	Interest Accrual	Book Value	Market Value *	Unrealized Gain/(Loss)
Issuer / Broker															
UNITED STATES DOLLAR															
<u>Extended Fund</u>															
U. S. TREASURIES															
TREASURY BOND - ME															
1116050	5/26/21	09/30/2025	91282CAM3	AA+	Aaa	AA+	50,000,000.00	0.2500	0.6323	49,181,640.63	724,567.55	341.53	49,906,208.18	49,031,640.50	(874,567.68)
US TREASURY N/B / BNP PARIBAS															
1116051	5/26/21	09/30/2025	91282CAM3	AA+	Aaa	AA+	50,000,000.00	0.2500	0.6323	49,181,640.63	724,567.55	341.53	49,906,208.18	49,031,640.50	(874,567.68)
US TREASURY N/B / DEUTSCHE															
1116052	5/26/21	09/30/2025	91282CAM3	AA+	Aaa	AA+	50,000,000.00	0.2500	0.6332	49,179,687.50	726,296.84	341.53	49,905,984.34	49,031,640.50	(874,343.84)
US TREASURY N/B / MORGAN STANLEY															
1130485	7/23/21	09/30/2025	91282CAM3	AA+	Aaa	AA+	50,000,000.00	0.2500	0.6018	49,273,437.50	640,134.80	341.53	49,913,572.30	49,031,640.50	(881,931.80)
US TREASURY N/B / MORGAN STANLEY															
1298227	12/5/24	09/30/2025	91282CAM3	A-1+	NR	F1+	50,000,000.00	0.2500	4.3280	48,376,953.13	635,105.30	341.53	49,012,058.43	49,031,640.50	19,582.07
US TREASURY N/B / DEUTSCHE															
1116053	5/26/21	10/31/2025	91282CAT8	AA+	Aaa	AA+	50,000,000.00	0.2500	0.6605	49,105,468.75	776,844.31	52,486.19	49,882,313.06	48,877,929.50	(1,004,383.56)
US TREASURY N/B / DEUTSCHE															
1116054	5/26/21	10/31/2025	91282CAT8	AA+	Aaa	AA+	50,000,000.00	0.2500	0.6605	49,105,468.75	776,844.31	52,486.19	49,882,313.06	48,877,929.50	(1,004,383.56)
US TREASURY N/B / DAIWA CAPITAL MARKETS															
1298228	12/5/24	10/31/2025	91282CAT8	A-1+	NR	F1+	50,000,000.00	0.2500	4.3087	48,220,703.13	630,841.62	40,400.55	48,851,544.75	48,877,929.50	26,384.75
US TREASURY N/B / TD SECURITIES															
1298472	12/6/24	10/31/2025	91282CAT8	A-1+	NR	F1+	50,000,000.00	0.2500	4.3029	48,228,516.00	624,596.18	40,055.25	48,853,112.18	48,877,929.50	24,817.32
US TREASURY N/B / MORGAN STANLEY															
1298596	12/9/24	10/31/2025	91282CAT8	A-1+	NR	F1+	50,000,000.00	0.2500	4.2527	48,265,625.00	601,179.06	39,019.34	48,866,804.06	48,877,929.50	11,125.44
US TREASURY N/B / MORGAN STANLEY _1															
1116285	5/27/21	12/31/2025	91282CBC4	AA+	Aaa	AA+	50,000,000.00	0.3750	0.7266	49,207,031.25	663,562.30	47,133.98	49,870,593.55	48,632,324.00	(1,238,269.55)
US TREASURY N/B / CITIGROUP GLOBAL MARKETS															
1118017	6/10/21	01/31/2026	91282CBH3	AA+	Aaa	AA+	50,000,000.00	0.3750	0.6825	49,298,828.13	575,076.69	31,077.35	49,873,904.82	48,478,906.00	(1,394,998.82)
US TREASURY N/B / DEUTSCHE															
1120789	6/30/21	01/31/2026	91282CBH3	AA+	Aaa	AA+	50,000,000.00	0.3750	0.8080	49,027,343.75	795,651.38	31,077.35	49,822,995.13	48,478,906.00	(1,344,089.13)
US TREASURY N/B / Mizuho Securities USA Inc															
1249209	12/7/23	03/31/2026	9128286L9	AA+	Aaa	AA+	100,000,000.00	2.2500	4.4309	95,250,000.00	2,703,846.15	6,147.54	97,953,846.15	98,243,750.00	289,903.85
US TREASURY N/B / MORGAN STANLEY															
1249266	12/8/23	04/30/2026	9128286S4	AA+	Aaa	AA+	100,000,000.00	2.3750	4.4231	95,390,625.00	2,531,464.53	997,237.57	97,922,089.53	98,248,047.00	325,957.47
US TREASURY N/B / RBC															
1311367	3/13/25	04/30/2026	91282CBW0	AA+	Aaa	AA+	50,000,000.00	0.7500	4.0600	48,185,546.88	83,473.63	19,682.32	48,269,020.51	48,270,703.00	1,682.49
US TREASURY N/B / RBC															
1311417	3/14/25	04/30/2026	9128286S4	AA+	Aaa	AA+	50,000,000.00	2.3750	4.0735	49,070,312.50	40,617.42	59,046.96	49,110,929.92	49,124,023.50	36 13,093.58

ORANGE COUNTY TREASURER-TAX COLLECTOR

Investment Inventory with Market Value by Entity & Instrument

Run Date: 08-Apr-2025 08:52:25 AM
 Print Date: 08-Apr-2025
 As at date: 08-Apr-2025

Page 18 of 20
 User: SNong

As of 31-Mar-2025

* Market values provided by Northern Trust and exclude accrued interest

71166

Deal No.	Settle Date	Maturity Date	CUSIP	S&P	Moody's	Fitch	Face Value	Coupon	Purchase Yield	Capital	Capital Accrual	Interest Accrual	Book Value	Market Value *	Unrealized Gain/(Loss)
Issuer / Broker															
UNITED STATES DOLLAR															
<u>Extended Fund</u>															
U. S. TREASURIES															
TREASURY BOND - ME															
US TREASURY N/B / DAIWA CAPITAL MARKETS															
1312400	3/20/25	04/30/2026	91282CBW0	AA+	Aaa	AA+	50,000,000.00	0.7500	4.1476	48,169,921.88	54,090.98	12,430.94	48,224,012.86	48,270,703.00	46,690.14
US TREASURY N/B / MORGAN STANLEY															
1250187	12/14/23	06/30/2026	9128287B0	AA+	Aaa	AA+	50,000,000.00	1.8750	4.4455	46,937,500.00	1,562,567.28	235,669.89	48,500,067.28	48,716,797.00	216,729.72
US TREASURY N/B / JEFFERIES & COMPANY															
1252688	1/5/24	06/30/2026	91282CCJ8	AA+	Aaa	AA+	50,000,000.00	0.8750	4.1810	46,134,765.65	1,926,224.84	109,979.28	48,060,990.49	48,111,328.00	50,337.51
US TREASURY N/B / CASTLE OAK SECURITIES															
1311368	3/13/25	06/30/2026	9128287B0	AA+	Aaa	AA+	50,000,000.00	1.8750	4.0392	48,640,625.00	54,489.72	49,205.80	48,695,114.72	48,716,797.00	21,682.28
US TREASURY N/B / BARCLAYS CAPITAL															
1311418	3/14/25	06/30/2026	9128287B0	AA+	Aaa	AA+	50,000,000.00	1.8750	4.0692	48,625,000.00	52,325.58	46,616.02	48,677,325.58	48,716,797.00	39,471.42
US TREASURY N/B / CASTLE OAK SECURITIES															
1312399	3/20/25	06/30/2026	9128287B0	AA+	Aaa	AA+	50,000,000.00	1.8750	4.1327	48,603,515.63	35,883.97	31,077.35	48,639,399.60	48,716,797.00	77,397.40
US TREASURY N/B / MORGAN STANLEY															
1249652	12/12/23	07/31/2026	912828Y95	AA+	Aaa	AA+	50,000,000.00	1.8750	4.5408	46,722,656.25	1,621,637.86	155,386.74	48,344,294.11	48,644,531.00	300,236.89
US TREASURY N/B / JP MORGAN CHASE & CO															
1250188	12/14/23	07/31/2026	912828Y95	AA+	Aaa	AA+	50,000,000.00	1.8750	4.4584	46,826,171.88	1,567,077.63	155,386.74	48,393,249.51	48,644,531.00	251,281.49
US TREASURY N/B / DAIWA CAPITAL MARKETS															
1311777	3/17/25	07/31/2026	91282CCP4	AA+	Aaa	AA+	50,000,000.00	0.6250	4.0592	47,724,609.38	68,125.47	12,948.89	47,792,734.85	47,839,844.00	47,109.15
US TREASURY N/B / JEFFERIES & COMPANY															
1250189	12/14/23	08/31/2026	912828YD6	AA+	Aaa	AA+	50,000,000.00	1.3750	4.4330	46,132,812.50	1,849,694.12	59,782.61	47,982,506.62	48,234,375.00	251,868.38
US TREASURY N/B / CITIGROUP GLOBAL MARKETS															
1252689	1/5/24	08/31/2026	91282CCW9	AA+	Aaa	AA+	50,000,000.00	0.7500	4.1779	45,740,234.38	1,987,011.41	32,608.70	47,727,245.79	47,804,687.50	77,441.71
US TREASURY N/B / JP MORGAN CHASE & CO															
1311369	3/13/25	08/31/2026	91282CLH2	AA+	Aaa	AA+	50,000,000.00	3.7500	4.0209	49,808,593.75	6,784.92	96,807.07	49,815,378.67	49,847,656.00	32,277.33
US TREASURY N/B / MORGAN STANLEY															
1311419	3/14/25	08/31/2026	91282CLH2	AA+	Aaa	AA+	50,000,000.00	3.7500	4.0631	49,779,296.88	7,425.53	91,711.96	49,786,722.41	49,847,656.00	60,933.59
US TREASURY N/B / MORGAN STANLEY															
1254806	1/22/24	09/30/2026	91282CCZ2	AA+	Aaa	AA+	50,000,000.00	0.8750	4.1688	45,851,562.50	1,837,647.98	1,195.36	47,689,210.48	47,779,297.00	90,086.52
US TREASURY N/B / CASTLE OAK SECURITIES															
1259640	2/27/24	11/30/2026	91282CDK4	AA+	Aaa	AA+	50,000,000.00	1.2500	4.5063	45,822,265.63	1,655,328.71	209,478.02	47,477,594.34	47,855,469.00	377,874.66
US TREASURY N/B / DAIWA CAPITAL MARKETS															
1238639	9/20/23	07/31/2028	91282CCR0	AA+	Aaa	AA+	50,000,000.00	1.0000	4.5231	42,388,671.88	2,395,682.67	82,872.93	44,784,354.55	45,505,859.50	721,504.95
US TREASURY N/B / JEFFERIES & COMPANY															

ORANGE COUNTY TREASURER-TAX COLLECTOR

Investment Inventory with Market Value by Entity & Instrument

Run Date: 08-Apr-2025 08:52:25 AM
 Print Date: 08-Apr-2025
 As at date: 08-Apr-2025

Page 19 of 20
 User: SNong

As of 31-Mar-2025

* Market values provided by Northern Trust and exclude accrued interest

71166

Deal No.	Settle Date	Maturity Date	CUSIP	S&P	Moody's	Fitch	Face Value	Coupon	Purchase Yield	Capital	Capital Accrual	Interest Accrual	Book Value	Market Value *	Unrealized Gain/(Loss)
Issuer / Broker															
UNITED STATES DOLLAR															
<u>Extended Fund</u>															
U. S. TREASURIES															
TREASURY BOND - ME															
1238644	9/20/23	08/31/2028	91282CCV1	AA+	Aaa	AA+	50,000,000.00	1.1250	4.5246	42,542,968.75	2,306,851.39	48,913.04	44,849,820.14	45,597,656.00	747,835.86
US TREASURY N/B / MORGAN STANLEY															
1247906	11/29/23	10/31/2028	91282CDF5	AA+	Aaa	AA+	50,000,000.00	1.3750	4.4251	43,322,265.63	1,816,135.77	288,674.03	45,138,401.40	45,800,781.00	662,379.60
Subtotal for TREASURY BOND - ME:							2,400,000,000.00	1.0495	3.0032	2,304,250,000.49	42,139,664.38	3,701,479.20	2,346,389,664.87	2,337,821,892.00	(8,567,772.87)
US TREASURY BILL															
US TREASURY N/B / JP MORGAN CHASE & CO															
1293063	10/25/24	04/17/2025	912797K55	A-1+	NR	F1+	50,000,000.00		4.4236	48,953,341.67	950,413.89	0.00	49,903,755.56	49,905,355.50	1,599.94
US TREASURY N/B / JP MORGAN CHASE & CO															
1293383	10/29/24	04/17/2025	912797K55	A-1+	NR	F1+	100,000,000.00		4.4360	97,948,194.45	1,858,694.44	0.00	99,806,888.89	99,810,711.00	3,822.11
US TREASURY N/B / MORGAN STANLEY															
1303952	1/17/25	05/08/2025	912797NE3	A-1+	NR	F1+	50,000,000.00		4.2423	49,354,427.09	430,381.94	0.00	49,784,809.03	49,782,368.00	(2,441.03)
US TREASURY N/B / JP MORGAN CHASE & CO															
1305450	1/29/25	05/08/2025	912797NE3	A-1+	NR	F1+	50,000,000.00		4.2322	49,424,768.75	360,245.83	0.00	49,785,014.58	49,782,368.00	(2,646.58)
US TREASURY N/B / JP MORGAN CHASE & CO															
1302589	1/8/25	05/15/2025	912797LB1	A-1+	NR	F1+	50,000,000.00		4.2211	49,266,363.34	479,463.33	0.00	49,745,826.67	49,741,245.50	(4,581.17)
US TREASURY N/B / CITIGROUP GLOBAL MARKETS															
1298780	12/10/24	09/04/2025	912797MH7	A-1+	NR	F1+	50,000,000.00		4.1940	48,486,172.22	632,644.45	0.00	49,118,816.67	49,112,601.00	(6,215.67)
US TREASURY N/B / FTN FINANCIAL															
1311416	3/14/25	02/19/2026	912797PM3	A-1+	NR	F1+	50,000,000.00		4.0501	48,147,500.00	97,500.00	0.00	48,245,000.00	48,245,600.00	600.00
Subtotal for US TREASURY BILL:							400,000,000.00	0.0000	4.2794	391,580,767.52	4,809,343.88	0.00	396,390,111.40	396,380,249.00	(9,862.40)
Subtotal for U. S. TREASURIES:							4,200,000,000.00	1.6057	3.6105	4,054,897,174.33	66,452,124.80	12,171,934.43	4,121,349,299.13	4,118,852,401.50	(2,496,897.63)
Total Extended Fund :							15,381,691,188.29	2.3411	4.1652	15,123,158,761.32	113,278,605.88	80,227,144.78	15,236,437,367.20	15,261,766,578.55	25,329,211.35
Net Asset Value (NAV):														1.001662	
Total Investments:							15,381,691,188.29	2.3411	4.1652	15,123,158,761.32	113,278,605.88	80,227,144.78	15,236,437,367.20	15,261,766,578.55	25,329,211.35

Report Parameters

ORANGE COUNTY TREASURER-TAX COLLECTOR

Investment Inventory with Market Value by Entity & Instrument

Run Date: 08-Apr-2025 08:52:25 AM
 Print Date: 08-Apr-2025
 As at date: 08-Apr-2025

Page 20 of 20
 User: SNong

As of 31-Mar-2025

* Market values provided by Northern Trust and exclude accrued interest

71166

Deal No.	Settle Date	Maturity Date	CUSIP	S&P	Moody's	Fitch	Face Value	Coupon	Purchase Yield	Capital	Capital Accrual	Interest Accrual	Book Value	Market Value *	Unrealized Gain/(Loss)
----------	-------------	---------------	-------	-----	---------	-------	------------	--------	----------------	---------	-----------------	------------------	------------	----------------	------------------------

Issuer / Broker

Query: Daily Inventory OCTP
 Settlement Date: not greater than 31 Mar 2025
 Entity Name: one of Extended Fund
 Account Name: one of LAIF - EXTENDED FUND, OC Treasurer Extended Fund, OC Treasurer X FUND MMF, NORTHERN TRUST OCTP SWEEP
 Account Number: not one of AIM# 51124, WFB-LAW LIBRARY, TEMPFUND283, GS283, AIM#51104-JWA, MORGAN 283, AIM# 51126, AIM# 51123, AIM# 51121, AIM# 51120, AIM# 51129, AIM# 51127, AIM# 51128, GS FIN TAX FREE-LAD04, GS FIN SQ TX FREE-LAD00, 279138, 4167740661, 26-95598, 4000017830, 276343, 26-95597, 26-95550, 276340

ORANGE COUNTY TREASURER-TAX COLLECTOR

Investment Inventory with Market Value by Entity & Instrument Non-Pooled Investments As of 31-Mar-2025

Run Date: 08-Apr-2025 08:53:08 AM
 Print Date: 08-Apr-2025
 As at date: 08-Apr-2025

71167

* Market values provided by Northern Trust and exclude accrued interest

Deal No.	Settle Date	Maturity Date	CUSIP	S&P	Moodys	Fitch	Face Value	Coupon	Purchase Yield	Capital	Capital Accrual	Interest Accrual	Book Value	Market Value *	Unrealized Gain/(Loss)
Issuer / Broker															
UNITED STATES DOLLAR															
<u>100-Pension Prepayment-CEO</u>															
FUNDS															
NORTHERN TRUST PPCEO SWEEP															
						NR	0.00			0.00			0.00	0.00	0.00
Subtotal for FUNDS:							0.00			0.00			0.00	0.00	0.00
U. S. TREASURIES															
TREASURY BOND - ME															
US TREASURY N/B / JP MORGAN CHASE & CO															
1274921	6/17/24	6/30/25	912828ZW3	AA+	Aaa	AA+	524,000,000.00	0.2500	5.0419	498,966,718.75	19,072,976.19	329,309.39	518,039,694.94	518,773,644.96	733,950.02
Subtotal for TREASURY BOND - ME:							524,000,000.00	0.2500	5.0419	498,966,718.75	19,072,976.19	329,309.39	518,039,694.94	518,773,644.96	733,950.02
Subtotal for U. S. TREASURIES:							524,000,000.00	0.2500	5.0419	498,966,718.75	19,072,976.19	329,309.39	518,039,694.94	518,773,644.96	733,950.02
Total 100-Pension Prepayment-CEO :							524,000,000.00	0.2500	5.0419	498,966,718.75	19,072,976.19	329,309.39	518,039,694.94	518,773,644.96	733,950.02
Net Asset Value (NAV):														1.001417	
<u>650-Fountain Valley SD40</u>															
FUNDS															
NORTHERN TRUST FVSD 40 SWEEP															
						NR	0.00			0.00			0.00	0.00	0.00
Subtotal for FUNDS:							0.00			0.00			0.00	0.00	0.00
GOVERNMENT AGENCY															
GOVT AGENCY-FIX-30/360															
FANNIE MAE / MORGAN STANLEY _1															
1077257	7/29/20	6/17/25	3135G04Z3	AA+	Aaa	AA+	3,500,000.00	0.5000	0.4363	3,510,760.09	(10,294.92)	5,055.56	3,500,465.17	3,471,324.99	(29,140.18)
FANNIE MAE / TD SECURITIES															
1217026	4/18/23	9/24/26	3135G0Q22	AA+	Aaa	AA+	3,500,000.00	1.8750	3.9225	3,271,857.16	129,760.85	1,276.04	3,401,618.01	3,394,180.44	(7,437.57)
Subtotal for GOVT AGENCY-FIX-30/360:							7,000,000.00	1.1875	2.1794	6,782,617.25	119,465.93	6,331.60	6,902,083.18	6,865,505.43	(36,577.75)
Subtotal for GOVERNMENT AGENCY:							7,000,000.00	1.1875	2.1794	6,782,617.25	119,465.93	6,331.60	6,902,083.18	6,865,505.43	(36,577.75)
U. S. TREASURIES															
TREASURY BOND															
US TREASURY N/B / JEFFERIES & COMPANY															
1228516	7/7/23	8/15/27	9128282R0	AA+	Aaa	AA+	3,500,000.00	2.2500	4.5177	3,205,371.09	124,529.82	9,789.36	3,329,900.91	3,370,800.79	40,899.88
US TREASURY N/B / CITIGROUP GLOBAL MARKETS															
1273000	6/3/24	2/15/28	9128283W8	AA+	Aaa	AA+	3,465,000.00	2.7500	4.5871	3,250,467.77	47,920.66	11,845.13	3,298,388.43	3,358,884.38	60,495.95
US TREASURY N/B / CITIGROUP GLOBAL MARKETS															

ORANGE COUNTY TREASURER-TAX COLLECTOR

Investment Inventory with Market Value by Entity & Instrument Non-Pooled Investments As of 31-Mar-2025

Run Date: 08-Apr-2025 08:53:08 AM
 Print Date: 08-Apr-2025
 As at date: 08-Apr-2025

Page 2 of 2
 User: SNong

71167

* Market values provided by Northern Trust and exclude accrued interest

Deal No.	Settle Date	Maturity Date	CUSIP	S&P	Moody's	Fitch	Face Value	Coupon	Purchase Yield	Capital	Capital Accrual	Interest Accrual	Book Value	Market Value *	Unrealized Gain/(Loss)
Issuer / Broker															
UNITED STATES DOLLAR															
<u>650-Fountain Valley SD40</u>															
U. S. TREASURIES															
TREASURY BOND															
1302358	1/7/25	5/15/28	9128284N7	AA+	Aaa	AA+	3,300,000.00	2.8750	4.3573	3,148,792.97	10,376.95	22,015.19	3,159,169.92	3,201,128.90	41,958.98
US TREASURY N/B / CITIGROUP GLOBAL MARKETS															
1309634	2/28/25	8/15/28	9128284V9	AA+	Aaa	AA+	3,400,000.00	2.8750	4.1220	3,264,398.44	3,432.95	8,640.88	3,267,831.39	3,290,296.89	22,465.50
Subtotal for TREASURY BOND:							13,665,000.00	2.6832	4.3981	12,869,030.27	186,260.38	52,290.56	13,055,290.65	13,221,110.96	165,820.31
TREASURY BOND - ME															
US TREASURY N/B / DEUTSCHE															
1100898	2/1/21	1/31/26	91282CBH3	AA+	Aaa	AA+	3,500,000.00	0.3750	0.4193	3,492,343.75	6,376.71	2,175.41	3,498,720.46	3,393,523.42	(105,197.04)
US TREASURY N/B / BARCLAYS CAPITAL															
1113406	5/6/21	4/30/26	91282CBW0	AA+	Aaa	AA+	3,500,000.00	0.7500	0.7965	3,492,070.31	6,213.04	11,022.10	3,498,283.35	3,378,949.21	(119,334.14)
US TREASURY N/B / BANK OF AMERICA															
1214697	3/31/23	3/31/27	912828ZE3	AA+	Aaa	AA+	3,500,000.00	0.6250	3.8080	3,090,253.91	205,293.73	59.77	3,295,547.64	3,281,113.29	(14,434.35)
US TREASURY N/B / TD SECURITIES															
1256812	2/5/24	6/30/27	91282CEW7	AA+	Aaa	AA+	3,510,000.00	3.2500	4.0660	3,419,782.03	30,605.77	28,676.31	3,450,387.80	3,462,834.38	12,446.58
Subtotal for TREASURY BOND - ME:							14,010,000.00	1.2514	2.2737	13,494,450.00	248,489.25	41,933.59	13,742,939.25	13,516,420.30	(226,518.95)
Subtotal for U. S. TREASURIES:							27,675,000.00	1.9584	3.3227	26,363,480.27	434,749.63	94,224.15	26,798,229.90	26,737,531.25	(60,698.65)
Total 650-Fountain Valley SD40 :							34,675,000.00	1.8028	3.0919	33,146,097.52	554,215.56	100,555.75	33,700,313.08	33,603,036.68	(97,276.40)
Net Asset Value (NAV):														0.997113	
Total Investments:							558,675,000.00	0.3464	4.9208	532,112,816.27	19,627,191.75	429,865.14	551,740,008.02	552,376,681.64	636,673.62

Report Parameters

Query: Daily Inventory SI (PPCEO+FV)
 Settlement Date: not greater than 31 Mar 2025
 Entity Name: one of 650-Fountain Valley SD40, 100-Pension Prepayment-CEO
 Instrument Type: not one of NT TREASURY SWEEP - GF100, NT TREASURY SWEEP - JWA
 Account Name: not one of BLACKROCK TEMPFUND - JWA MMF, BLACKROCK TEMPFUND-COUNTY MMF, BLACKROCK TEMPFUND-EDUCATIONAL MMF, GOLDMAN SACHS - COUNTY MMF, GOLDMAN SACHS - EDUCATIONAL MMF, GS FIN SQ TX FREE-LAD00, GS FIN TAX FREE-GF 100, MORGAN STANLEY GOVT 8302-COUNTY MMF, MORGAN STANLEY GOVT 8302-EDUCATIONAL M, NORTHERN TRUST OCTP SWEEP, NORTHERN TRUST - CCCD SERIES 2017E, NORTHERN INST U.S. TREASURY PORTFOLIO
 Entity: not one of 112-County Infrastructure, 161-Law Library, 480-Ladera CFD 99-1 Const, 482-Spcl Mello Roos Res, 483-Rancho Margarita CFD, 494-Aliso Viejo 88-1 DS, 497-Lomas Laguna 88-2 C, 510-Baker Rnch 87-6 Const, 514-Sta Teresita

ORANGE COUNTY TREASURER-TAX COLLECTOR

Investment Inventory with Market Value by Entity & Instrument Non-Pooled Investments As of 31-Mar-2025

Run Date: 08-Apr-2025 08:53:47 AM
 Print Date: 08-Apr-2025
 As at date: 08-Apr-2025

Page 1 of 3
 User: SNong

71169

* Market values provided by Northern Trust and exclude accrued interest

Deal No.	Settle Date	Maturity Date	CUSIP	S&P	Moody's	Fitch	Face Value	Coupon	Purchase Yield	Capital	Capital Accrual	Interest Accrual	Book Value	Market Value *	Unrealized Gain/(Loss)
Issuer / Broker															
UNITED STATES DOLLAR															
<u>650-CCCD SERIES 2017E</u>															
FUNDS															
NORTHERN INST U.S. TREASURY PORTFOLIO															
		4/1/25		AAAm	NR	NR	1,178,013.62		4.1955	1,178,013.62			1,178,013.62	1,178,013.62	0.00
Subtotal for FUNDS:							1,178,013.62		4.1955	1,178,013.62			1,178,013.62	1,178,013.62	0.00
GOVERNMENT AGENCY															
GOVT AGENCY-FIX-30/360															
FED HM LN BK BD / DEUTSCHE															
967776	7/18/18	6/11/27	3130AEFG0	AA+	Aaa	NR	385,000.00	3.1250	3.1846	383,225.15	1,337.09	3,676.22	384,562.24	378,498.60	(6,063.64)
FED FARM CR BK / FTN FINANCIAL															
1001372	2/20/19	6/15/27	3133EEW89	AA+	Aaa	AA+	225,000.00	3.1250	2.9561	227,778.98	(2,042.25)	2,070.32	225,736.73	221,092.70	(4,644.03)
FED FARM CR BK / MORGAN STANLEY _1															
1015241	5/16/19	11/12/27	3133EH6M0	AA+	Aaa	AA+	94,000.00	2.8000	2.6533	95,041.52	(720.82)	1,016.24	94,320.70	91,320.30	(3,000.40)
FED HM LN BK BD / CITIGROUP GLOBAL MARKETS															
981587	10/12/18	12/10/27	3130AD7C0	AA+	Aaa	NR	180,000.00	2.7500	3.4669	169,941.34	7,103.28	1,526.25	177,044.62	174,740.05	(2,304.57)
FED FARM CR BK / FTN FINANCIAL															
1026648	7/30/19	12/20/27	3133EH3S0	AA+	Aaa	AA+	137,000.00	2.7300	2.2650	141,840.21	(3,271.15)	1,049.31	138,569.06	132,705.03	(5,864.03)
FED FARM CR BK / MORGAN STANLEY _1															
1005676	3/19/19	12/28/27	31331YLB4	AA+	Aaa	AA+	45,000.00	5.2500	2.8900	53,177.40	(5,622.45)	610.31	47,554.95	46,493.51	(1,061.44)
FED FARM CR BK / DEUTSCHE															
938650	1/18/18	1/18/28	3133EH7H0	AA+	Aaa	AA+	2,000,000.00	2.8750	2.8890	1,997,580.00	1,743.07	11,659.72	1,999,323.07	1,943,075.22	(56,247.85)
FED HM LN BK BD / CASTLE OAK SECURITIES															
987151	11/16/18	11/16/28	3130AFFX0	AA+	Aaa	NR	85,000.00	3.2500	3.3680	84,154.25	539.17	1,035.94	84,693.42	83,119.22	(1,574.20)
FANNIE MAE / TD SECURITIES															
935871	12/29/17	5/15/29	31359MEU3	AA+	Aaa	AA+	1,500,000.00	6.2500	2.7914	2,002,678.50	(320,555.72)	35,416.67	1,682,122.78	1,629,296.01	(52,826.77)
FED FARM CR BK / BANK OF AMERICA															
936269	1/3/18	1/3/30	3133EH5V1	AA+	Aaa	AA+	2,000,000.00	2.9800	2.9971	1,996,580.00	2,064.67	14,568.89	1,998,644.67	1,906,581.02	(92,063.65)
FREDDIE MAC / BARCLAYS CAPITAL															
941166	2/2/18	3/15/31	3134A4AA2	AA+	Aaa	AA+	1,500,000.00	6.7500	3.0912	2,088,162.00	(321,166.59)	4,500.00	1,766,995.41	1,706,784.47	(60,210.94)
FREDDIE MAC / Mizuho Securities USA Inc															
945319	3/1/18	7/15/32	3134A4KX1	AA+	Aaa	AA+	2,000,000.00	6.2500	3.2042	2,697,120.00	(343,574.80)	26,388.89	2,353,545.20	2,257,920.66	(95,624.54)
FED FARM CR BK / MORGAN STANLEY															
948858	3/22/18	7/19/32	3133EA5P9	AA+	Aaa	AA+	255,000.00	3.0500	3.3488	246,378.45	4,228.02	1,555.50	250,606.47	235,913.13	(14,693.34)
FED FARM CR BK / MORGAN STANLEY															
948857	3/22/18	11/8/32	3133EA7G7	AA+	Aaa	AA+	147,000.00	3.1200	3.3373	143,323.53	1,765.63	1,821.82	145,089.16	135,687.40	(9,401.76)
FED FARM CR BK / MORGAN STANLEY															

ORANGE COUNTY TREASURER-TAX COLLECTOR

Investment Inventory with Market Value by Entity & Instrument Non-Pooled Investments As of 31-Mar-2025

Run Date: 08-Apr-2025 08:53:47 AM
 Print Date: 08-Apr-2025
 As at date: 08-Apr-2025

Page 2 of 3
 User: SNong

71169

* Market values provided by Northern Trust and exclude accrued interest

Deal No.	Settle Date	Maturity Date	CUSIP	S&P	Moody's	Fitch	Face Value	Coupon	Purchase Yield	Capital	Capital Accrual	Interest Accrual	Book Value	Market Value *	Unrealized Gain/(Loss)
Issuer / Broker															
UNITED STATES DOLLAR															
650-CCCD SERIES 2017E															
GOVERNMENT AGENCY															
GOVT AGENCY-FIX-30/360															
948855	3/22/18	3/23/33	3133EEUG3	AA+	Aaa	AA+	500,000.00	3.3500	3.3496	500,023.74	(11.12)	372.22	500,012.62	468,220.35	(31,792.27)
FED FARM CR BK / MORGAN STANLEY															
948856	3/22/18	12/27/33	3133EDCX8	AA+	Aaa	AA+	263,000.00	4.4400	3.3596	297,542.42	(15,393.44)	3,049.05	282,148.98	264,010.99	(18,137.99)
FED FARM CR BK / FTN FINANCIAL															
945505	3/2/18	2/13/34	3133EJCP2	AA+	Aaa	AA+	2,000,000.00	3.3300	3.4801	1,963,460.00	16,223.73	8,880.00	1,979,683.73	1,847,891.00	(131,792.73)
FED FARM CR BK / CITIGROUP GLOBAL MARKETS															
947691	3/15/18	11/2/35	31331KN89	AA+	Aaa	AA+	2,000,000.00	3.9100	3.3519	2,147,620.00	(58,982.88)	32,366.11	2,088,637.12	1,898,882.54	(189,754.58)
Subtotal for GOVT AGENCY-FIX-30/360:							15,316,000.00	4.2975	3.1381	17,235,627.49	(1,036,336.56)	151,563.46	16,199,290.93	15,422,232.19	(777,058.74)
Subtotal for GOVERNMENT AGENCY:							15,316,000.00	4.2975	3.1381	17,235,627.49	(1,036,336.56)	151,563.46	16,199,290.93	15,422,232.19	(777,058.74)
U. S. TREASURIES															
TREASURY BOND															
US TREASURY N/B / CITIGROUP GLOBAL MARKETS															
1286042	9/5/24	2/15/31	91282CBL4	AA+	Aaa	AA+	1,000,000.00	1.1250	3.6952	853,828.13	12,915.78	1,398.48	866,743.91	851,171.88	(15,572.03)
US TREASURY N/B / JP MORGAN CHASE & CO															
1286043	9/5/24	2/15/33	91282CGM7	AA+	Aaa	AA+	1,800,000.00	3.5000	3.8107	1,759,921.88	2,702.19	7,831.49	1,762,624.07	1,724,203.12	(38,420.95)
US TREASURY N/B / CITIGROUP GLOBAL MARKETS															
947405	3/14/18	2/15/36	912810FT0	AA+	Aaa	AA+	1,500,000.00	4.5000	2.9081	1,831,699.22	(130,460.59)	8,390.88	1,701,238.63	1,544,707.04	(156,531.60)
Subtotal for TREASURY BOND:							4,300,000.00	3.2965	3.4690	4,445,449.23	(114,842.62)	17,620.85	4,330,606.61	4,120,082.03	(210,524.58)
TREASURY BOND - ME															
US TREASURY N/B / MORGAN STANLEY															
942094	2/8/18	2/15/27	912828V98	AA+	Aaa	AA+	2,000,000.00	2.2500	2.8307	1,908,125.00	72,769.24	5,593.92	1,980,894.24	1,940,078.12	(40,816.12)
US TREASURY N/B / MORGAN STANLEY															
1286041	9/5/24	1/31/29	91282CDW8	AA+	Aaa	AA+	1,000,000.00	1.7500	3.6765	922,343.75	10,038.84	2,900.55	932,382.59	923,554.69	(8,827.90)
Subtotal for TREASURY BOND - ME:							3,000,000.00	2.0833	3.1126	2,830,468.75	82,808.08	8,494.47	2,913,276.83	2,863,632.81	(49,644.02)
Subtotal for U. S. TREASURIES:							7,300,000.00	2.7979	3.3225	7,275,917.98	(32,034.54)	26,115.32	7,243,883.44	6,983,714.84	(260,168.60)
Total 650-CCCD SERIES 2017E :							23,794,013.62	3.8135	3.2470	25,689,559.09	(1,068,371.10)	177,678.78	24,621,187.99	23,583,960.65	(1,037,227.34)
Net Asset Value (NAV):														0.957873	
Total Investments:							23,794,013.62	3.8135	3.2470	25,689,559.09	(1,068,371.10)	177,678.78	24,621,187.99	23,583,960.65	(1,037,227.34)

ORANGE COUNTY TREASURER-TAX COLLECTOR

Investment Inventory with Market Value by Entity & Instrument Non-Pooled Investments As of 31-Mar-2025

Run Date: 08-Apr-2025 08:53:47 AM
Print Date: 08-Apr-2025
As at date: 08-Apr-2025

Page 3 of 3

User: SNong

71169

* Market values provided by Northern Trust and exclude accrued interest

Deal No.	Settle Date	Maturity Date	CUSIP	S&P	Moody's	Fitch	Face Value	Coupon	Purchase Yield	Capital	Capital Accrual	Interest Accrual	Book Value	Market Value *	Unrealized Gain/(Loss)
----------	-------------	---------------	-------	-----	---------	-------	------------	--------	----------------	---------	-----------------	------------------	------------	----------------	------------------------

Issuer / Broker

Report Parameters

Query: Daily Inventory BP
Entity Name: one of 650-CCCD SERIES 2017E
Settlement Date: not greater than 31 Mar 2025
Bank: equal to NORTHERN INST U.S.TREA PORTFOLIO
Chart Of Account: not one of 1000-20-3, 1200-100-004-1, 1200-650-204040-1

COUNTY OF ORANGE
CEO FINANCE UNIT
INVENTORY OF INVESTMENTS WITH TRUSTEES
SUMMARY BY INVESTMENT TYPE
03/31/2025

DESCRIPTION	CUSIP #	INTEREST RATE	BOOK VALUE	MARKET VALUE	ACCRUED INTEREST
MONEY MARKET FUNDS					
FIRST AMERICAN GOVT OBLIGATION FUND CL Z	31846V567	4.23%	\$ 89,314,013.74	\$ 89,314,013.74	\$ 318,861.86
FED GOVT OBLI FD-IS	60934N104	4.21%	3,494,503.58	3,494,503.58	4,430.23
SUB-TOTAL MONEY MARKET FUNDS			<u>92,808,517.32</u>	<u>92,808,517.32</u>	<u>323,292.09</u>
TOTAL OF INVESTMENTS WITH TRUSTEES			<u>\$ 92,808,517.32</u>	<u>\$ 92,808,517.32</u>	<u>\$ 323,292.09</u>

- - -

COUNTY OF ORANGE
CEO FINANCE UNIT
INVENTORY OF INVESTMENTS WITH TRUSTEES
03/31/2025

BOND DESCRIPTION	TRUSTEE	CUSIP #	MOODY'S	S & P	FITCH	*	INTEREST RATE	BOOK VALUE	MARKET VALUE	ACCRUED INTEREST
FIRST AMERICAN GOVT OBLIGATION FUND CL Z (MONEY MARKET)			Aaa-mf	AAAm	AAAmmf		4.23%			
2014 SOCPFA SERIES B	U.S. BANK	31846V567						\$ 377,856.45	\$ 377,856.45	\$ 1,355.11
2016-1 VILLAGE OF ESENCIA	U.S. BANK	31846V567						11,172,706.55	11,172,706.55	39,444.45
2017-1 NEWPORT COAST	U.S. BANK	31846V567						953,883.33	953,883.33	3,509.34
2017-1 VILLAGE OF ESENCIA IA1	U.S. BANK	31846V567						9,146,904.93	9,146,904.93	32,366.68
2017-1 VILLAGE OF ESENCIA IA2	U.S. BANK	31846V567						2,048,211.77	2,048,211.77	7,360.45
2018 SOCPFA SERIES A	U.S. BANK	31846V567						30,101.94	30,101.94	107.70
NEWPORT COAST - Group 4	U.S. BANK	31846V567						458,575.88	458,575.88	1,666.70
OBLIGATION NOTES	U.S. BANK	31846V567						167,642.50	167,642.50	445.97
2022 SOCPFA Sheriff's Building	U.S. BANK	31846V567						2,863.32	2,863.32	10.27
CFD 2021-1 Rienda	U.S. BANK	31846V567						20,193,184.48	20,193,184.48	71,645.50
2023 SOCPFA SERIES A	U.S. BANK	31846V567						3,925,291.60	3,925,291.60	14,077.15
CFD 2023-1 Rienda	U.S. BANK	31846V567						40,811,655.82	40,811,655.82	146,782.59
2014 & 2023 SOCPFA SERIES A & B	U.S. BANK	31846V567						25,135.17	25,135.17	89.95
FED GOVT OBLI FD-IS (MONEY MARKET)			Aaa-mf	AAAm	AAAmmf		4.21%			
2016 CUF LEASE REVENUE BONDS	ZIONS BANK	60934N104						3,494,503.58	3,494,503.58	4,430.23
TOTAL OF INVESTMENTS WITH TRUSTEES								\$ 92,808,517.32	\$ 92,808,517.32	\$ 323,292.09

* Ratings are based on availability of the report

TREASURER'S MONTHLY INVESTMENT REPORT

Distribution List

County of Orange Elected Officials

Honorable Don Barnes, Sheriff-Coroner
Honorable Hugh Nguyen, Clerk-Recorder
Honorable Claude Parrish, Assessor
Honorable Todd Spitzer, District Attorney-
Public Administrator
Honorable Andrew Hamilton, Auditor-Controller

Treasury Oversight Committee

Francine Scinto
David Carlson
Alisa Backstrom
Sal Kureh
Andrew Hamilton
Michelle Aguirre
Stefan Bean

County of Orange Departments

Assessor
Auditor-Controller
Campaign Finance and Ethics Commission
Child Support Services
Clerk of the Board
Clerk-Recorder
County Counsel
County Executive Office
District Attorney-Public Administrator
Health Care Agency
Human Resources Services
Independent Review
Internal Audit
John Wayne Airport
OC Community Resources
OC Public Works
OC Waste & Recycling
Probation
Public Defender
Registrar of Voters
Sheriff-Coroner
Social Services Agency

County Agencies

Civic Center Commission
First 5 Orange County
In-Home Supportive Services
Orange County Public Law Library
Orange County Employees Retirement System
Orange County Cemetery District
Orange County Housing Finance Trust
Orange County Fire Authority
Orange County Transportation Authority
Santa Ana River Flood Protection Agency
Transportation Corridor Agencies

State of California

Superior Court

Orange County School Districts

Orange County Department of Education
Anaheim Elementary School District
Anaheim Union High School District

Brea-Olinda Unified School District
Buena Park School District
Capistrano Unified School District
Centralia School District
Cypress School District
Fountain Valley School District
Fullerton School District
Fullerton Joint Union High School District
Garden Grove Unified School District
Huntington Beach City School District
Huntington Beach Union High School District
Irvine Unified School District
Laguna Beach Unified School District
La Habra City School District
Los Alamitos Unified School District
Lowell Joint School District
Magnolia School District
Newport-Mesa Unified School District
Ocean View School District
Orange Unified School District
Placentia-Yorba Linda Unified School District
Saddleback Valley Unified School District
Santa Ana Unified School District
Savanna School District
Tustin Unified School District
Westminster School District

Orange County Community College Districts (CCD)

Coast CCD
North Orange County CCD
Rancho-Santiago CCD
South Orange County CCD

Orange County Regional Occupational Programs (ROP)

Capistrano-Laguna Beach ROP
Coastline ROP
North Orange County ROP

Voluntary Pool Participants (date approved)

Serrano Water District (6-22-99)
City of Villa Park (10-2-01)
City of Tustin (5-21-02)
Mesa Water District (8-9-02)
Orange County Water District (3-30-04)
Municipal Water District of Orange County (7-27-04)
Orange County Mosquito and Vector Control District (11-14-06)
Buena Park Library District (2-9-10)
Local Agency Formation Commission (10-5-10)
Villa Park Community Services Foundation (4-5-11)
City of Laguna Niguel (3-13-14)
City of Lake Forest (12-16-15)
Foothill/Eastern TCA (10-14-16)
San Joaquin Hills TCA (10-14-16)
Foothill/Eastern TCA/RCC (11-17-16)
City of Laguna Woods (5-10-17)
City of Mission Viejo (10-2-17)
Placentia Library District (10-16-17)
City of Huntington Beach (6-25-20)
Orange County Transportation Authority (10-15-21)